



**2019-20**  
**MEDIA**  
**GUIDE**



***CAROLINA HURRICANES***



99.9<sup>FM</sup> THE FAN  
**ESPN**

YOUR EXCLUSIVE  
**RADIO FLAGSHIP**  
FOR THE



   @999THEFAN

ALSO LIVE STREAM AT [wralSPORTSfan.com](http://wralSPORTSfan.com)

... WEEKDAY LINEUP ...



6 - 10 AM



10 AM - NOON



NOON - 3 PM



3 - 7 PM

## TABLE OF CONTENTS

Hurricanes Directory.....	2
Tom Dundon.....	3
Peter Karmanos Jr.....	4
Don Waddell.....	5
Executive Management.....	5
Hockey Management.....	6
Hockey Operations.....	7-8
Rod Brind'Amour.....	9
Coaching Staff.....	10-11
Medical Staff.....	12
Equipment Managers.....	13
Communications.....	14
Broadcasters.....	15
Full-Time Staff.....	16-20

### Players

2019-20 Organizational Roster.....	22
Player Biographies and Statistics.....	24
Aho.....	24
Dzingel.....	28
Faulk.....	30
Fleury.....	34
Foegele.....	36
Forsling.....	38
Gardiner.....	40
Hamilton.....	42
Haula.....	44
Martinook.....	46
McGinn.....	48
Mrazek.....	50
Niederreiter.....	52
Pesce.....	54
Reimer.....	56
Slavin.....	58
Staal.....	62
Svechnikov.....	66
Teravainen.....	68
van Riemsdyk.....	70
Wallmark.....	72
Players in the System.....	86
Minor League Affiliations.....	109

### Opponents

Hurricanes vs. Opponents.....	116-145
Opponent All-Time Scoring/Goaltending Leaders.....	146

### Year-By-Year Review

2018-19 in Review.....	148
Hurricanes Players: 2018-19 Game by Game.....	156
2018-19 Transactions.....	160
All-Time Player Trades and Acquisitions.....	161
Franchise Highlights.....	168
Season Recaps.....	173
Home and Road Records.....	212
Best Records/Attendance.....	213
Roster by Number.....	214
All-Time Roster.....	215
All-Time Goaltending/Coaching Records.....	233
All-Stars/Olympians/Award Winners/Milestone NHL Wins.....	234
NHL Draft History.....	235

### Franchise Records

Career Records.....	244
Goaltending Records.....	245
Individual Game Records.....	245
Leaders by Season.....	247
Streaks.....	249
Best/Worst Monthly Records.....	249
Best Homestands/Road Trips.....	249
Best Comebacks.....	250
Season Records.....	251
Single Game Records.....	253
Single Period Records.....	255
Hat Tricks.....	259
Shutouts.....	261
Penalty Shots.....	263
Individual Records in a Season Series.....	263
Overtime Results.....	264

### Playoff History

Playoff Records.....	268
Franchise Records.....	269
Opponent Records.....	270
Individual Records.....	271
Year-by-Year Player Statistics.....	272-275
Game-by-Game History.....	276-280
Overtime History.....	281
Clinch/Elimination Records.....	282

### General Info

Media Information.....	284
NHL General Information.....	287
NHL Key Dates.....	289
Medical Glossary.....	290
2019-20 Game and Television Schedule.....	293

## CREDITS

Editors: Pace Sagester, Michael Brown  
 Contributors: Mike Sundheim, Carolyn Gilbert,  
 Nikki Stoudt, Riley Berrier and David Piper  
 Photographer: Gregg Forwerck, Getty Images  
 Design and Production: Lauren Baxter

## CAROLINA HURRICANES HOCKEY CLUB

**PNC Arena** (Hockey capacity: 18,680)

**1400 Edwards Mill Rd., Raleigh, NC 27607**

**Main Phone:** 919-467-7825

**Main Fax:** 919-462-0123

**Ticket Information:** 866-NHL-CANes

**Website:** CarolinaHurricanes.com

**Colors:** Red, White, Gray and Black

**Minor League Affiliates:** Charlotte Checkers (AHL); Greenville Swamp Rabbits (ECHL)

**Cable Television Rightsholder:** Fox Sports Carolinas

**Radio Flagship:** WCMC 99.9 FM The Fan



# CLUB DIRECTORY

## EXECUTIVE MANAGEMENT

Chief Executive Officer/Owner/Governor . . . . . Tom Dundon  
 President/General Manager/Alternate Governor . . . . . Don Waddell  
 Minority Owner/Alternate Governor . . . . . Peter Karmanos Jr.  
 Chief Financial Officer . . . . . Jeff Vanderbilt  
 Executive Vice President/General Manager, PNC Arena . . . . . Davin Olsen

## HOCKEY OPERATIONS

Senior Vice President of Hockey Operations . . . . . Rick Dudley  
 Vice President of Hockey Operations . . . . . Paul Krepelka  
 Head Coach . . . . . Rod Brind'Amour  
 Assistant Coaches . . . . . Jeff Daniels, Dean Chynoweth  
 Goaltending Coach . . . . . Jason Muzzatti  
 Video Coaches . . . . . Chris Huffine  
 Defense Development . . . . . Tim Gleason  
 Forwards Development . . . . . Sergei Samsonov  
 Director of Player Personnel . . . . . Darren Yorke  
 Head North American Scout . . . . . Mike Dawson  
 Director of European Scouting . . . . . Robert Kron  
 Amateur Scouts . . . . . Bob Luccini, Don Elland, Rob Beatty, Daniel Eklund, Joby Messier  
 . . . . . Ville Virta, Cody Nickolet, Eric Fink, Oleg Smirnov  
 Pro Scout . . . . . Mark Craig  
 Video Scouting Coordinator . . . . . Trace Linton  
 Player Information/Video Coordinator . . . . . Bob Teofilo  
 Vice President of Hockey Management and Strategy . . . . . Eric Tulsy  
 Developer, Hockey Operations . . . . . Kevin Kan  
 Data Engineer . . . . . Matt Walter  
 Head Athletic Trainer . . . . . Doug Bennett  
 Assistant Athletic Trainer . . . . . Brian Maddox  
 Head Strength & Conditioning Coach . . . . . Bill Burniston  
 Massage Therapist . . . . . Tristan Simmons  
 Equipment Managers . . . . . Skip Cunningham, Bob Gorman, Jorge Alves  
 Vice President of Communications and Team Services . . . . . Mike Sundheim  
 Director of Communications and Team Services . . . . . Pace Sagester  
 Communications and Hockey Operations Coordinator . . . . . Michael Brown  
 Executive Assistant to the President and GM . . . . . Shannon Halterman  
 Charlotte Checkers Head Coach . . . . . Ryan Warsofsky  
 Charlotte Checkers Assistant Coach . . . . . Patrick Dwyer  
 Assistant Coach/Video, Charlotte Checkers . . . . . Noah Segal  
 Minor League Goaltending Consultant . . . . . Paul Schonfelder  
 Head Athletic Trainer, Charlotte Checkers . . . . . Matthew Aiello  
 Strength & Conditioning Coach, Charlotte Checkers . . . . .  
 Equipment Managers, Charlotte Checkers . . . . . Donny White, Nicholas Roy

## BROADCASTERS

Television Play-by-Play . . . . . John Forslund  
 Television Analyst . . . . . Tripp Tracy  
 Television/Web Host . . . . . Mike Maniscalco

## ADMINISTRATION

Office Assistant . . . . . Janet Davis

## ARENA OPERATIONS

Vice President of Guest Relations, Assistant GM, PNC Arena . . . . . Larry Perkins  
 Director of Arena Marketing . . . . . Crystal Pace  
 Customer Care Coordinator . . . . . Kim Jenkins  
 Director of Safety and Security . . . . . TBD  
 Assistant Director of Parking and Traffic . . . . . Caleb Gregory  
 Director of Event and Guest Management . . . . . Bobbie Nichols  
 Director of Production . . . . . Rob Douglas  
 Marketing Coordinator . . . . . Lindsey Hall  
 Booking Coordinator . . . . . Nicole Miller  
 Production Manager . . . . . Alfred Fought  
 Production/Event Coordinator . . . . . Kim Griggs  
 Senior Director of Facilities and Operations . . . . . Alan Wobbleton  
 Director of Operations . . . . . Craig Stover  
 Assistant Director of Operations . . . . . Melvin Terrell  
 Changeover Manager . . . . . Alan Sykes  
 Director of Facilities . . . . . Sean Sollace  
 Senior Director of Arena Box Office . . . . . Joe Sousa  
 Senior Manager of Ticket Operations . . . . . Chris Jovino  
 Director of Hockey Ticket Operations . . . . . Jaime Hester  
 Ticket Operations Supervisor . . . . . Erica Tillman  
 Arena Box Office Manager . . . . . Dana Dudley  
 Ticket Operations Representative . . . . . Ray Hall  
 Ice Technician . . . . . Jared Dupre  
 Assistant Ice Technician . . . . . Matt Moorefield

## MERCHANDISE

Retail Operations Manager . . . . . Rebecca Winebar  
 Retail Operations Supervisor . . . . . Rose Bissette

## FINANCE/INFORMATION TECHNOLOGY

Senior Vice President/General Counsel . . . . . William Traurig  
 Vice President, Controller . . . . . Shaun Nicholson  
 Accounts Payable . . . . . Michael Arrington  
 Accounts Receivable . . . . . Patty Hilliard, Temika Smith-Harris  
 Associate Director of Human Resources . . . . . Keitha Stanley  
 Payroll Manager . . . . . Crystal Irby  
 HR/Payroll Coordinator . . . . . Allie Duino  
 Senior Accountant . . . . . Tracy Pyrak  
 Accountant . . . . . Justin Marcarelli  
 Vice President of Information Technology . . . . . Glenn Johnson  
 Director of IT Services . . . . . Myatt Williams  
 Client/Server Technologist . . . . . Larry Kelly  
 Assistant to the CFO . . . . . Cris Folmar

## FOOD AND BEVERAGE

Vice President of Food and Beverage . . . . . Lori Holtz  
 Director of Concessions . . . . . Rick Rhodes  
 Concessions Manager . . . . . Jim O'Brien  
 Assistant Concessions Manager . . . . . James Raynor, Brandon Taylor  
 Concessions Administrative Coordinator . . . . . Cindy Medlin  
 Commissary Manager . . . . . Gary Berry  
 Food and Beverage Finance Manager . . . . . Shannon Hignite  
 Executive Chef . . . . . Dennis Atkinson  
 Executive Sous Chef . . . . . Pete Aiello, Kevin Heintz  
 Chef Garde Manger . . . . . Matthew Hanna  
 Banquet Chef . . . . . Ed Hood  
 Chef De Partie . . . . . Joseph Magenheimer  
 Suites Chef . . . . . Lance Williams  
 Commissary Supervisor . . . . . Matthew Kraft  
 Catering Managers . . . . . Reagan Jones/Alyssa Hall  
 Catering Assistant Manager . . . . . McKenzie Riley  
 Catering Administrative Coordinator . . . . . Kana Jacobs  
 Director of Premium Catering . . . . . Hollie Hawkins  
 Suites Food and Beverage Manager . . . . . Stephanie DeAngelis

## MARKETING

Vice President of Marketing and Brand Strategy . . . . . Mike Forman  
 VP of Community Outreach/Exec. Dir. of Carolina Hurricanes Foundation . . . . . Jon Chase  
 Senior Director of CanesVision and In-Game Marketing . . . . . Chris Greenley  
 Senior Director of Marketing . . . . . Dan LaForra  
 Manager of Creative Services . . . . . Lauren Baxter  
 Senior Graphic Designer . . . . . Ashley Mason  
 Graphic Designer . . . . . Aaron Dewey  
 Senior Web Producer/Writer . . . . . Michael Smith  
 Marketing Coordinator . . . . . Nikki Stoudt  
 Email Marketing Specialist . . . . . Logan Wheless  
 Manager of Video Production . . . . . Christine Williams  
 Video Producer . . . . . Zac Miklusak, Rachael Silberman  
 Motion Graphics Producer and Animator . . . . . Garland Smith  
 Motion Graphics Producer . . . . . Brandon Lopes  
 Broadcast Media Engineering Manager . . . . . Brendon Rusch  
 Manager of Youth and Amateur Hockey . . . . . Shane Willis  
 Youth and Amateur Hockey Coordinator . . . . . Emile Hartman  
 Promotions and Fan Development Specialist . . . . . Jamie Walton  
 Mascot Coordinator . . . . . Brittany Egan  
 Community Programs Specialist . . . . . Deven Bhardwaj  
 Manager of Promotions/Fan Development . . . . . Jonathan Boggs  
 Mobile Marketing Vehicle and Events Specialist . . . . . Madison Clement  
 KNCF Grant & Event Specialist . . . . . Lindsay Robertson  
 Community Relations Coordinator . . . . . Laura Fazzina  
 Team Photographer . . . . . Gregg Forwerck

## SALES

Vice President of Corporate Partnerships . . . . . Jim Ballweg  
 Senior Vice President of Ticket Sales . . . . . Sara Daniel  
 Senior Director of Business Development . . . . . Tom Peluso  
 Director of Premium Services . . . . . Jonathan Kramer  
 Senior Premium Services Coordinator . . . . . Allyson Buckmeier  
 Premium Services Coordinator . . . . . Stephanie Bronchick  
 Premium Sales Account Executive . . . . . Anthony Marino  
 Senior Corporate Sales Executive . . . . . Johnny Gill  
 Corporate Sales Executives . . . . . Doug Dickman, Ryan Martin  
 Senior Manager of Client Services . . . . . Marie Bobalik  
 Client Services Coordinator . . . . . Madeline Dagenhart  
 Corporate Sponsorship Service Coordinator . . . . . Taylor Robinson  
 Account Executives: Business Development . . . . . Kay Bergdolt, Nick Boles, Tim Campbell,  
 Andy Petersmark, Megan Plahanski, Rob Terano  
 Senior Director of Client Retention & Group Sales . . . . . Ryan Erdman  
 Customer Relationship/Database Manager . . . . . Jenna Jones  
 Inside Sales Manager . . . . . Derek Allen  
 Senior Client Relations Representative . . . . . Greg Perna  
 Client Relations Representatives . . . . . Jennifer Ball, Alex Hank, Paul Morin,  
 Caitlin O'Halloran, Max Szilagyi, David Witkowski  
 Hurricanes Group Sales Manager . . . . . Brian Kapusta  
 Group Sales Representatives . . . . . Paul Friedlander, Erika Martin,  
 Christina Monterosso, Ashley Knowles  
 Ticket Sales Assistant . . . . . Karen Prince  
 Ticket Sales Coordinator . . . . . Kelsey Dawson  
 Business Intelligence Analyst . . . . . Alston Meadows  
 Media Advertising Coordinator . . . . . Allison Weatherspoon





## **TOM DUNDON**

**CHIEF EXECUTIVE OFFICER / OWNER / GOVERNOR**

Tom Dundon, 47, is the chief executive officer, owner and governor of the Carolina Hurricanes. Dundon is also the Chairman and Managing Partner of Dundon Capital Partners, a Dallas-based private investment firm. His investment activities have spanned the entertainment, healthcare, real estate and hospitality, technology, automotive and financial services sectors.


Dundon acquired a majority stake in Carolina Hurricanes on Jan. 12, 2018, and in his first full season as owner, helped guide the Hurricanes to the Stanley Cup Playoffs for the first time in 10 years.

Born in New York and raised in Dallas, Dundon attended Southern Methodist University, where he earned a bachelor's degree in economics in 1993 and served as president of Phi Gamma Delta. Then, with a number of partners, he cofounded a business focused primarily on automobile financing, which over the next 10 years and through a series of transactions, became Santander Consumer USA ("SCUSA"), a large U.S. consumer finance company majority held by Banco Santander. Dundon served in various capacities for the company, and ultimately became chairman and chief executive officer.

In the summer of 2015, Dundon stepped aside as CEO of Dallas-based SCUSA to focus on his entrepreneurial investments via Dundon Capital Partners. Dundon and the firm actively pursue investments across industries. He is the majority owner of Employer Direct, a growth-stage healthcare services company, and is a large investor and director of Topgolf, a premier global sports entertainment business headquartered in Dallas that incorporates technology, golf and entertainment. Dundon also serves as a director for OTO Development, a hotel development and management company headquartered in South Carolina, and for Redpoint Capital, an alternative credit manager. He has also made significant investments in real estate in Dallas and Aspen, CO, highlighted by his 2015 purchase of 2100 Ross Avenue, a landmark 33-story office building in downtown Dallas, where Dundon Capital Partners and Employer Direct Healthcare currently operate.

Dundon is a consistent supporter of the Dallas charities, with a focus on academic and sports-community focused initiatives. Of note is his support of the Salesmanship Club of Dallas, which hosts the PGA's annual AT&T Byron Nelson, one of the largest fundraisers for the Momentous Institute, a leading provider of therapeutic and education services that impacts 6,000 kids and family members each year. To help support the Salesmanship Club, Dundon funded the construction and development of Trinity Forest Golf Club, a premier, non-profit, 18-hole championship golf course and 9-hole short course that will be the future home of the Byron Nelson. Opened in 2017, Trinity Forest features a private golf facility built for Southern Methodist University's men's and women's golf teams, and provides support for the First Tee of Dallas, a non-profit organization that leverages golf to develop character building amongst the youth. Dundon formed the Dundon Family Charitable Fund, which will support various qualified non-profit initiatives, with a focus on supporting academic and athletic initiatives at top universities in the U.S.





# PETER KARMANOS JR.

MINORITY OWNER / ALTERNATE GOVERNOR

Peter Karmanos Jr., 76, serves as minority owner and alternate governor for the Carolina Hurricanes, as well as the chairman and cofounder of MadDog Technology. Karmanos sold the Carolina Hurricanes to Tom Dundon on Jan. 12, 2018, after serving as principal owner/governor and chief executive officer for the franchise since 1994. Karmanos retained a minority ownership interest in the team. On Nov. 9, 2015, he was inducted into the Hockey Hall of Fame in the category of Builder—defined as an individual who has contributed to the development of the game of hockey, moving the game forward.

Karmanos has been involved in hockey for more than 40 years, making an impact in youth hockey, the Ontario Hockey League (OHL), the ECHL and the National Hockey League (NHL). He created the Compuware Youth Hockey Program in the 1970's, a system that has since produced 15 national championships, 34 state championships, 235 Division I scholarship hockey players and 14 NHL first-round draft picks. Alumni of Compuware youth hockey include Eric Lindros, Pat Peake, Pat LaFontaine, Mike Modano, Brian Rolston, David Legwand, Ryan Kesler, Kevin Hatcher, Derian Hatcher and Jacob Trouba.

Prior to selling the Plymouth Whalers in 2015, Karmanos owned OHL franchises for more than 30 years, winning his first OHL championship with Windsor in 1988. In 1989, he founded the first American-based OHL franchise, which later became the Plymouth Whalers. Plymouth won OHL titles in 1995 and 2007 and produced 18 NHL first-round selections and more than 90 players drafted into the NHL. Alumni of Karmanos' OHL teams include James Neal, Justin Williams, Tyler Seguin and J.T. Miller. Karmanos' OHL franchises have also produced a number of managers and coaches at the NHL level, including Pittsburgh Penguins General Manager Jim Rutherford, Winnipeg Jets Head Coach Paul Maurice, San Jose Sharks Head Coach Peter DeBoer and Hurricanes Assistant General Manager/Charlotte Checkers Head Coach Mike Vellucci.

Karmanos acquired an NHL franchise, the Hartford Whalers, on June 28, 1994, and relocated the franchise to Raleigh, NC, in 1997. Since their arrival in North Carolina, the Carolina Hurricanes have captured three division titles (1999, 2002, 2006), two Eastern Conference championships (2002, 2006) and the 2006 Stanley Cup, the first major-league sports championship for the state of North Carolina. The Hurricanes also hosted the NHL Draft in 2004 and the NHL All-Star Game in 2011. Karmanos also owned the ECHL's Florida Everblades for 15 seasons, capturing the ECHL's Kelly Cup championship in 2012.


In addition to his selection to the Hockey Hall of Fame, Karmanos has collected a number of major awards during his career as a hockey builder, including the Lester Patrick Award (outstanding service to hockey in the U.S.), the Bill Long Award (outstanding contributions to the OHL) and the USA Hockey Distinguished Achievement Award. He is also a member of the Michigan Sports Hall of Fame and the United States Hockey Hall of Fame.

Karmanos attended Wayne State University in Detroit. He founded Compuware in 1973 with two partners who, with Karmanos, pooled their tax return money to start the company. Karmanos' initiative and business prowess were recognized in 1989 by the Institute of American Entrepreneurs, which named him Entrepreneur of the Year. In April 1999, Karmanos ensured that his company would not lose sight of its roots when he decided to relocate more than 4,100 highly-skilled jobs from Compuware's headquarters in Farmington Hills, MI, to Campus Martius, a business district in the heart of downtown Detroit. He retired from his position of executive chairman of Compuware in March 2013.

Along with his business and hockey interests, Karmanos is widely known for his philanthropy, particularly in the area of cancer research. In 1995, Karmanos established the Barbara Ann Karmanos Cancer Institute in Detroit, with donations that now total in excess of \$60 million. The institute is one of only 39 in the United States granted "comprehensive cancer center" status by the National Institute of Health, and the only one of the 39 named after a woman.

Karmanos resides in the Detroit area with his wife Danialle, and their sons Socrates, Leonidas, Spiros and Aristides. He now has seven sons and nine grandchildren. Danialle—in addition to her ongoing work as a nationally acclaimed video producer—founded Danialle Karmanos' Work It Out (DKWIO). A 501(c)3 organization, DKWIO fights childhood obesity by providing kids with the tools they need to make healthy choices. By helping kids achieve health in mind, body and spirit, DKWIO has touched the lives of thousands of at-risk children in the Detroit and Triangle communities.

As an award-winning writer, producer and director, in 2008 Danialle was tapped by Governor Jennifer Granholm to serve on the newly-chartered Michigan Film Office Advisory Council. In a 2010 Michigan-wide election, Danialle was elected to serve an eight-year term on the Wayne State University Board of Governors. She also works tirelessly on behalf of the Karmanos Cancer Institute, partnering with the organization to develop memorable creative content. Her creative talents also led Danialle to become a founding member, Board member and past chair of the critically-acclaimed Museum of Contemporary Art Detroit (MOCAD). She also serves on the boards of the Michigan Opera Theatre and the College for Creative Studies, and is a trustee for the Parade Company, the non-profit organization responsible for the renowned America's Thanksgiving Parade and numerous other family-oriented events in Metropolitan Detroit.





# DON WADDELL

PRESIDENT / GENERAL MANAGER / ALTERNATE GOVERNOR

---

Don Waddell, 61, is entering his second season as the Hurricanes' general manager and his sixth as the team's president. Waddell was named the ninth general manager in franchise history on May 8, 2018. Waddell has 39 years of experience in professional hockey as a player, coach, general manager, scout and business executive. As General Manager, Waddell facilitates all of the team's hockey decisions and as President he oversees the business sides of the Carolina Hurricanes and PNC Arena.

In his first season as general manager in 2018-19, Waddell helped the Hurricanes reach the playoffs for the first time in 10 years. The team reached the Eastern Conference Final and Waddell was named one of three finalists for the 2018-19 NHL General Manager of the Year Award.

Prior to joining the Hurricanes, Waddell spent three seasons as a consultant and professional scout with the Pittsburgh Penguins. Waddell was general manager of the Atlanta Thrashers from the team's founding in 1998, until 2010 when he took the role of team president. Waddell also served as executive vice president and co-chair of the executive committee of the Atlanta Spirit, the parent company of the Thrashers, the National Basketball Association's Atlanta Hawks and Philips Arena. He won the Stanley Cup as assistant general manager of the Detroit Red Wings in 1997-98.

Before becoming an NHL executive, Waddell helped build and guide two International Hockey League (IHL) franchises in San Diego (1990-95) and Orlando (1995-97) as those clubs' executive vice president and general manager. While in Orlando, he was vice president of RDV Sports and served on the executive committee that oversaw the NBA's Orlando Magic, the IHL's Orlando Solar Bears and the company's retail and aviation interests. Waddell was twice named IHL executive of the year (1992-93 and 1995-96).

Waddell played four seasons of Division I collegiate hockey from 1976-80 at Northern Michigan University where he majored in business management. He was drafted by the Los Angeles Kings in 1978, and spent three years with the organization. Waddell played more than nine seasons of professional hockey, spending the final years of his playing career as player/coach of the IHL's Flint Spirits. He also served as head coach of the San Diego Gulls in 1991-92, and was interim head coach of the Atlanta Thrashers on two occasions during his tenure with the club.

A native of Detroit, MI, Waddell has also served in several capacities with USA Hockey during the past five decades. In October 2013, he was named international consultant with a special focus on player identification and interface with the U.S. National Junior Team and USA Hockey's National Team Development Program. Waddell was the general manager for United States' teams at the 2006 Winter Olympic Games in Italy, and the 2001, 2002 and 2005 International Ice Hockey Federation (IIHF) Men's World Championships. As a player, he helped Team USA to the gold medal at the 1983 IIHF World Championship.

Don lives in Raleigh with his wife, Cheryl. Their daughter, Chelsea, and son-in-law, Zach, live in Duluth, GA, with their son, Noah, and daughter, Sophie.



# JEFF VANDERBILT

CHIEF FINANCIAL OFFICER

---

Jeff Vanderbilt is in his second season as the Hurricanes' chief financial officer. As chief financial officer, Vanderbilt oversees all financial and human resource areas of the Hurricanes and PNC Arena. In conjunction to his role with the Hurricanes, Vanderbilt serves as chief financial officer of Employer Direct Healthcare and Dundon Capital Partners.

Vanderbilt began his career with KPMG in Dallas, where he served as Director of U.S. Capital Markets Group and Financial Due Diligence. More recently, he served as Senior Vice President, Controller at Santander Consumer USA. He earned his bachelor's and master's in accounting from Baylor University and is a certified public accountant.

Vanderbilt serves as a board member for The Senior Source, a Dallas-area nonprofit organization serving older adults and their loved ones. Vanderbilt resides in Dallas with his wife, Amy. They have two children: a son, Grady (4), and daughter, Briarly (4).



# DAVIN OLSEN

EXECUTIVE VICE PRESIDENT / GENERAL MANAGER, PNC ARENA

---

Davin Olsen is in his 23rd year with the franchise. Olsen oversees the daily operations and functions held at PNC Arena. He contracts, schedules and coordinates all logistical and technical aspects of events that take place at the arena.

While he is based in Raleigh, Olsen also consults on other Hurricanes Holdings ventures, including Germain Arena in Ft. Myers, FL, and Compuware Arena in Plymouth, MI. Prior to joining the Hurricanes, Olsen served as the director of recreational facilities at the University of North Carolina at Charlotte. With more than 28 years of experience in arena management, Olsen has also administered the New Haven Coliseum, the Hartford Civic Center and UNC-Charlotte.

Olsen and his wife, Marci, reside in Apex. He has two sons: Davin (27) and Jason (23).





## RICK DUDLEY

### SENIOR VICE PRESIDENT OF HOCKEY OPERATIONS

---

Rick Dudley, 70, is entering his second season as senior vice president of hockey operations. Dudley has more than 45 years of experience in professional hockey, including 25 years as a senior executive in the National Hockey League. Prior to joining the Hurricanes, the Toronto native served as senior vice president of hockey operations for the Montreal Canadiens. He's also held senior executive roles with the Toronto Maple Leafs, Atlanta Thrashers, Chicago Blackhawks, Florida Panthers, Tampa Bay Lightning and Ottawa Senators.

Dudley has served as general manager for four NHL franchises, and played a major role in helping to build championship teams in Tampa Bay, where he was general manager from 1999 to 2002, and Chicago, where he was assistant general manager from 2004 to 2009. As general manager of the Ottawa Senators in 1998-99, he helped the Senators capture their first division championship. Before starting his NHL management career, he served as a general manager in the IHL, AHL and ECHL, reaching the finals eight times and winning four league championships. He also gained

experience as a coach in the ACHL, IHL, AHL and NHL, serving as head coach of the Buffalo Sabres from 1989-1991.

Dudley spent seven seasons as a player in the NHL, totaling 174 points (75g, 99a) in 309 career games with Buffalo and Winnipeg. He also appeared in 270 World Hockey Association (WHA) games with Cincinnati, twice netting 40 goals in a season.



## PAUL KREPELKA

### VICE PRESIDENT OF HOCKEY OPERATIONS

---

Paul Krepelka is entering his second season as vice president of hockey operations. As vice president of hockey operations, Krepelka's responsibilities include player contract negotiations, collective bargaining agreement/salary cap compliance, player personnel, and all other hockey-related matters.

Krepelka has gained experience in hockey as a player, attorney, agent and manager. Krepelka spent 20 years as a sports agent, including cofounder and partner in the Orr Hockey Group. During that time, he represented some of the top players in the National Hockey League, as well as representing the No. 1 overall player selected in the NHL Draft on two occasions.

A graduate of Princeton University, where he played collegiate hockey, Krepelka played professionally for the Hampton Roads Admirals from 1991-93, winning a Riley Cup with the Admirals in 1992. Following his playing career, the Arlington, MA, native returned to Massachusetts to earn his

law degree from Suffolk University in Boston before joining Woolf Associates in 1996 as a sports agent.



## DARREN YORKE

### DIRECTOR OF PLAYER PERSONNEL

---

Darren Yorke is in his 11th season with the Hurricanes, and his second as director of player personnel. As director of player personnel, Yorke is involved in all player personnel decisions, oversees amateur scouting, is responsible for the team's draft, and reports directly to the general manager.

Yorke first joined the organization in 2009 as video scout, using television broadcasts of professional and amateur games to assist management in personnel decisions and filing reports on players similar to the team's field scouts. Prior to being named director of player personnel, Yorke served as manager of scouting.

A native of Milton, Ont., Yorke graduated with honors from Brock University in 2008 with a degree in sports management. Prior to joining the Hurricanes, he interned and worked for the Buffalo Sabres for two seasons. Yorke also spent one year with Canadian sports network TSN.

Darren is single and lives in Raleigh.



## ERIC TULSKY

### VICE PRESIDENT OF HOCKEY MANAGEMENT AND STRATEGY

---

Eric Tulsy is in his sixth season with the Hurricanes, and his second as vice president of hockey management and strategy. As vice president of hockey management and strategy, Tulsy provides and analyzes data to assist the hockey operations department and coaching staff.

Tulsy has been publishing his advanced hockey statistical analysis since 2011, when he began writing for BroadstreetHockey.com. He also contributed to NHLNumbers.com prior to launching his own website through SBNation, Outnumbered. Tulsy has been a featured panelist for MIT's annual Sports Analytics Conference and his hockey analysis work has also been published in The Washington Post and fivethirtyeight.com.

A Philadelphia native, Tulsy holds a B.A. in chemistry and physics from Harvard University and a Ph.D. in chemistry from UC-Berkeley. He also conducted a two-year, post-doctoral study at the Naval Research Lab in Washington, D.C., and worked in nanotechnology for 12 years. Tulsy's

research has helped enable unique nanotechnology solutions to problems in DNA sequencing, solar energy, displays and energy storage, and he holds 13 U.S. patents. Eric and his wife, Karen, live in Chapel Hill with their son, Seth (13).



## KEVIN KAN

### HOCKEY OPERATIONS DEVELOPER

---

Kevin Kan is in his third season with the Carolina Hurricanes, serving as hockey operations developer. As hockey operations developer, Kan designs and builds tools that make data accessible to the hockey operations department.

Kan was the creator of the [datarink.com](http://datarink.com), a public hockey database that featured hockey data visualizations. He earned his Bachelor of Applied Science (BASc) and Masters of Applied Science (MASc) in industrial engineering from the University of Toronto, where he studied information systems design and human factors.



## MATT WALTER

### DATA ENGINEER

---

Matt Walter is entering his first season with the Carolina Hurricanes. As a data engineer, Matt's responsibilities include overseeing the back-end infrastructure, data pipeline, and ingestion tools used by the analytics group, as well as contributing to data analysis projects.

Prior to joining the Hurricanes, Matt spent five years as a database engineer with BB&T bank. Born in Windsor, Ont., and raised in Troy, MI, he holds bachelor degrees in Information Systems Management and Finance from Grand Valley State University.



## SERGEI SAMSONOV

### FORWARDS DEVELOPMENT

---

Sergei Samsonov is in his sixth year of working in the Carolina Hurricanes hockey operations department and his third year in forwards development. Samsonov, 40, played for 13 NHL seasons before joining the Hurricanes as an amateur scout in September 2014.

A first-round selection, eighth overall, of the Boston Bruins in the 1997 NHL Entry Draft, Samsonov totaled 235 goals and 336 assists (571 points) in 888 career games with the Bruins, Edmonton Oilers, Montreal Canadiens, Chicago Blackhawks, Hurricanes and Florida Panthers. The Moscow native captured the Calder Trophy as the league's top rookie in 1997-98, after tallying 47 points (22g, 25a) in his first NHL season, and played in the 2001 NHL All-Star Game. Samsonov was acquired by the Hurricanes in January 2008, and totaled 54 goals and 81 assists (135 points) in 249 regular-season games with Carolina. Internationally, Samsonov represented

Russia at the 1996 and 1997 World Junior Championships, the 2002 Winter Olympic Games and the 2004 World Cup of Hockey.

Sergei and his wife, Meghan, have two daughters: Natasha and Anya.



## TIM GLEASON

### DEFENSEMEN DEVELOPMENT

---

Tim Gleason, 36, is entering his second season with the Hurricanes in defensemen development. Gleason is responsible for working with all defensemen in the Hurricanes system, including drafted players in the Canadian major-junior hockey leagues, college, ECHL and American Hockey League (AHL).

Originally drafted by the Ottawa Senators in the first round, 23rd overall, in the 2001 NHL Entry Draft, Gleason played 727 career NHL games with Los Angeles, Carolina, Toronto and Washington, totaling 142 points (17g, 125a) and 701 penalty minutes. Acquired by the Hurricanes in Sept. 2006, he went on to play 546 regular-season games for the franchise and ranks seventh in the team's North Carolina history (since 1997) in games played. Gleason also appeared in 19 Stanley Cup playoff games for the Hurricanes, and scored the overtime, game-winning goal in Game 2 of the 2009 Eastern Conference Quarterfinals against the Devils.

A native of Clawson, MI, Gleason represented the United States in a number of international competitions, winning silver at the 2010 Winter Olympic Games in Vancouver. He also played for Team USA at the 2008 IIHF World Championship and the 2001 and 2003 World Junior Championships.

# HOCKEY OPERATIONS

---



**ROB  
BEATTY**  
AMATEUR SCOUT



**MARK  
CRAIG**  
PRO SCOUT



**MIKE  
DAWSON**  
HEAD NORTH AMERICAN SCOUT



**DANIEL  
EKLUND**  
AMATEUR SCOUT



**DON  
ELLAND**  
AMATEUR SCOUT



**ERIC  
FINK**  
AMATEUR SCOUT



**ROBERT  
KRON**  
DIRECTOR OF EUROPEAN SCOUTING



**BOB  
LUCCINI**  
AMATEUR SCOUT



**JOBY  
MESSIER**  
AMATEUR SCOUT



**CODY  
NICOLET**  
AMATEUR SCOUT



**OLEG  
SMIRNOV**  
AMATEUR SCOUT



**BOB  
TEOFILO**  
PLAYER INFORMATION &  
VIDEO COORDINATOR



**VILLE  
VIRTA**  
AMATEUR SCOUT





# ROD BRIND'AMOUR

## HEAD COACH

Rod Brind'Amour, 49, is the 14th person to serve as head coach in franchise history, and the fifth since the team's arrival in North Carolina in 1997. Born in Ottawa and raised in Campbell River, B.C., he served as an assistant coach with the Hurricanes' for seven seasons from 2011-18, after working for the team in player development roles from 2010-2012.

In his first season as head coach, Brind'Amour led the Hurricanes to a 46-29-7 record (99 points) as the team reached the playoffs for the first time in 10 years. He became the fastest coach in franchise history to reach 20, 30 and 40 wins, and he earned the most wins (46) and points (99) for a first-year head coach in franchise history. Brind'Amour led the Hurricanes to the Eastern Conference Final during the 2019 Stanley Cup Playoffs, marking the team's fourth appearance in the Conference Final in franchise history. Carolina knocked off the defending Stanley Cup Champion Washington Capitals in the First Round, defeating the Capitals in double overtime of Game 7, before sweeping the New York Islanders in four games in the Second Round.

Brind'Amour officially retired as a player on June 30, 2010, following a career of more than 20 NHL seasons. Originally drafted by the St. Louis Blues in the first round, ninth overall, in the 1988 NHL Entry Draft, Brind'Amour completed his career ranked 16th in NHL history in games played (1,484), 44th in assists (732), 46th in points (1,184) and 54th in goals (452), in 21 seasons with St. Louis, Philadelphia and Carolina. The Ottawa, Ont., native debuted with the Blues during the 1989 Stanley Cup Playoffs after completing one season at Michigan State, and scored a goal on his first NHL shot against the Minnesota North Stars. He was named to the NHL's All-Rookie Team in 1990, after scoring 61 points (26g, 35a) in 79 games for St. Louis, and played in the NHL All-Star Game while a member of the Flyers in 1992. Brind'Amour represented Canada in the 1998 Winter Olympics in Nagano, Japan, as well as the 1996 World Cup of Hockey, and won back-to-back Frank J. Selke trophies as the NHL's top defensive forward in 2005-06 and 2006-07, as a member of the Hurricanes.

Brind'Amour played in 159 career Stanley Cup Playoff games, totaling 51 goals and 60 assists (111 points). He participated in the Stanley Cup Final three times, reaching the Final in 1997 with Philadelphia, and in 2002 and 2006 with Carolina, captaining the Hurricanes to the 2006 Stanley Cup championship. Acquired by the Hurricanes from the Philadelphia Flyers on Jan. 23, 2000, Brind'Amour ranks second in career points for the Hurricanes since the team's relocation to North Carolina, notching 473 points in 694 games played. He also ranks second in assists (299), second in shorthanded goals (10), fourth in goals (174) and third in power-play goals (60) in the team's North Carolina history. Brind'Amour ranks third in franchise history (including Hartford) in assists (299), fourth in points (473) and fifth in games played (694). Named the Hurricanes' captain prior to the 2005-06 season, Brind'Amour netted 31 goals and earned 39 assists (70 points) that season to lead the team to a franchise-record 52 regular-season wins. His league-leading 12 playoff goals during the team's Stanley Cup run also set a franchise record.

Rod and his wife, Amy, live in Raleigh. He has a daughter, Briley, and three sons, Skyler, Reece and Brooks.





# JEFF DANIELS

## ASSISTANT COACH

Jeff Daniels, 51, is in his 23rd season with the Hurricanes organization and his second as assistant coach under Head Coach Rod Brind'Amour. This marks Daniels' sixth season as an assistant coach for the Hurricanes, having previously served as assistant coach from 2003-08.

Daniels has served in a variety of roles for the Hurricanes, including one season as manager of pro scouting (2017-18) and two seasons as a pro scout (2015-17). He also served as head coach of the team's top minor-league affiliates from 2008-15, posting a career AHL record of 268-225-51 in seven seasons with Albany and Charlotte. In his previous stint as an assistant coach with the Hurricanes, the Oshawa, Ont., native helped guide the team to a Stanley Cup championship in 2006. He also spent time in a player development role for the organization immediately following his retirement as a player in Nov. 2003.

Selected by the Pittsburgh Penguins in the sixth round, 109th overall, of the 1986 NHL Entry Draft, Daniels played 425 NHL games with Pittsburgh, Hartford, Carolina, Florida and Nashville, winning a Stanley Cup title with the Penguins in 1992 and helping the Hurricanes reach the Stanley Cup Final in 2002.

Jeff and his wife, Jennifer, live in Morrisville, NC, and have a daughter named Jordan.



# DEAN CHYNOWETH

## ASSISTANT COACH

Dean Chynoweth, 50, is entering his second season as an assistant coach for the Hurricanes. It marks his fifth season as an NHL assistant coach, having previously served as an assistant for the New York Islanders from 2009-12.

Prior to joining the Hurricanes, Chynoweth served as associate coach with the Vancouver Giants of the Western Hockey League (WHL). He also served as head coach of the Colorado Avalanche's American Hockey League (AHL) affiliates in Cleveland and San Antonio from 2012-16, the WHL's Swift Current Broncos from 2004-09, and the WHL's Seattle Thunderbirds from 2000-04.

The Calgary native was drafted by the New York Islanders in the first round, 13th overall, in the 1987 NHL Draft. Chynoweth recorded 22 points (4g, 18a) in 241 career NHL games with the NY Islanders and Boston. He also appeared in 209 AHL games with Springfield, Capital District and Providence, earning 40 points (10g, 30a).

Dean and his wife, Rebecca, have a daughter named Stella (15).



# JASON MUZZATTI

## GOALTENDING COACH

Jason Muzzatti, 49, is in his first season as Hurricanes' goaltending coach. Muzzatti spent the previous four seasons as goaltending coach for his alma mater, Michigan State University. Previously, the Toronto, Ont., native had coached for two seasons in the International Hockey League (IHL), serving as assistant coach and then head coach for the Flint Generals. In 2009-10, he led the Generals to the IHL Finals, earning league coach of the year honors. Muzzatti also cofounded the highly-successful "Just Goalies" camps in 1999, and continues to operate the camps in East Lansing, MI, and Indianapolis, IN.

Selected by the Calgary Flames in the first round, 21st overall, of the 1988 NHL Draft, Muzzatti played 16 seasons of professional hockey in the NHL, IHL, American Hockey League (AHL) and European leagues in Germany, Finland and Italy. He appeared in 61 career NHL games with Calgary, Hartford, San Jose and the New York Rangers, posting an 18-15-6 record with a 3.34 goals-against average. Prior to turning professional, he established himself as one of the greatest netminders in Michigan State history, helping the Spartans to two CCHA championships, three NCAA appearances and a Frozen Four, and ranking second in school history in wins (83). Muzzatti was teammates with current Hurricanes Head Coach Rod Brind'Amour during the 1988-89 season at Michigan State.



# CHRIS HUFFINE

## VIDEO COACH

---

Chris Huffine is in his 20th season as the team's full-time video coach. Prior to joining the team full time, he spent two seasons as a part-time video coordinator with the club, handling video breakdown during home games in Greensboro and taping future opponents during the 1997-98 and 1998-99 seasons.

Huffine is responsible for all pre-scouting of future opponents. He works closely with the coaching staff, preparing scouting reports for individual players as well as the team. His work includes breaking down the other teams' systems and tendencies, including forecheck, power plays and penalty kills, and putting together meetings for the coaches to inform the players. In addition to preparing for the opponent, he also breaks down games as they happen on a laptop editing system so that coaches and players have access to the information immediately during and after the game.

Before joining the Hurricanes, Huffine served as the video coordinator for the Greensboro Monarchs for five seasons. In addition to being a member of the 2005-06 Stanley Cup Champions, he was also chosen to represent USA Hockey as the video coach for the 2006 Mens Olympic Team in Turin, Italy.

Chris and his wife, Heather, reside in Raleigh, with their sons, Samuel and Jacob.



# TRACE LINTON

## VIDEO SCOUTING COORDINATOR

---

Trace Linton is entering his third season with the Carolina Hurricanes as Video Scouting Coordinator. Prior to joining the Hurricanes, Linton gained NHL experience with the Columbus Blue Jackets working as a hockey operations intern and video scout. Additionally, Linton gained experience while interning with the ECHL's Cincinnati Cyclones and University of Cincinnati Men's ice hockey team.

Linton attended the University of Cincinnati and majored in Sport Administration. Trace lives in Raleigh.



## MEDICAL STAFF



# DOUG BENNETT

## HEAD ATHLETIC TRAINER

Doug Bennett is in his 10th season with the Carolina Hurricanes, and his third as head athletic trainer. As head athletic trainer, Bennett is responsible for the design and implementation of injury prevention strategies, the evaluation and treatment of medical issues and the rehabilitation of injuries. Bennett works closely with the Hurricanes' team physicians and strength and conditioning coach to ensure the safety and well-being of the Hurricanes players at all times.

Bennett served as the team's assistant athletic trainer for seven seasons, from 2010-17, before being promoted to head athletic trainer. Prior to joining the Hurricanes full time, he gained experience working with athletes at both the professional and collegiate levels. He served in the athletic department at the University of North Carolina at Chapel Hill, while also assisting the Hurricanes as an intern/gameday athletic trainer during the 2009-10 season. A native of Johnstown, PA, Bennett spent one season as the head athletic trainer for the

Johnstown Chiefs (ECHL) in 2004-05. He also gained experience in the National Football League, working with the Seattle Seahawks in 2003, and the Philadelphia Eagles in 2006. Bennett spent one year as the assistant athletic trainer at Penn State University, working with the football program.

Bennett is a Certified Athletic Trainer, a Certified Strength and Conditioning Specialist (CSCS) and a Performance Enhancement Specialist (PES). He is also a member of the National Athletic Trainers Association (NATA) and the Professional Hockey Athletic Trainers Society (PHATS). In 2007, he earned his Master's degree in Exercise and Sport Science with an emphasis in Athletic Training from the University of North Carolina at Chapel Hill. Bennett earned his undergraduate degree in Kinesiology from Penn State University in 2004.

Doug and his wife, Shelley, live in Raleigh and have two children: Sunny and Carter. They are active at Good Shepherd Lutheran Church and enjoy volunteering for the non-profit Family Promise.



# BILL BURNISTON

## HEAD STRENGTH AND CONDITIONING COACH

Bill Burniston is in his fourth season with the Hurricanes full time, and his third as head strength and conditioning coach. Burniston served as assistant strength coach and fascial stretch therapist in 2016-17, after working for the Hurricanes on a part-time basis from 2013-16.

Burniston has more than 25 years of experience in the areas of injury prevention and athletic enhancement. In addition to his work with the Hurricanes, the New Jersey native has also served as the strength and conditioning coach for USA Baseball's collegiate national team. He is one of the founding partners of The Performance Academy in Apex, NC, a facility dedicated to the strength and conditioning of athletes. Burniston received his BS in education from Indiana University of Pennsylvania, where he worked with the school's sports medicine team. He earned his Masters degree from Seton Hall University. Burniston is a Certified Athletic Trainer (ATC) by the National Athletic Trainer Association (NATA) as well as a Certified Strength and Conditioning Specialist (CSCS) by the National Strength and Conditioning Association. His certifications also include Performance Enhancement Specialist (PES) from the National Academy of Sports Medicine and Flexibility Specialist (Level 3 Medical) from the Stretch to Win Institute.

Bill and his wife, Denise, reside in Holly Springs, NC, and have three children: Dan (21), Bree (16) and Joey (16).



# BRIAN MADDUX

## ASSISTANT ATHLETIC TRAINER

Brian Maddox is in his third season as assistant athletic trainer for the Carolina Hurricanes, after serving as the head athletic trainer for the Hurricanes' American Hockey League (AHL) affiliates for the previous 12 seasons.

A BOC Certified Athletic Trainer and Performance Enhancement Specialist (PES), Maddox was named head athletic trainer for the AHL's Lowell Lock Monsters prior to the 2005-06 season. Following his first season with the Lock Monsters, he filled the same role with the Albany River Rats from 2006-10 before moving with the team to Charlotte. Maddox also has AHL experience as a member of the medical staff for the Binghamton Senators during the 2003-04 season.

A New York native, Maddox graduated from Binghamton University in 2000, with a Bachelor of Arts degree in biology, and earned his Masters from Villanova University in 2003. Brian and his wife, Megan, live in Raleigh and have three children: Connor, Finn, and Delaney.




# TRISTAN SIMMONS

## MASSAGE THERAPIST

Tristan Simmons is in his third season with the Carolina Hurricanes as massage therapist.

Prior to joining the Hurricanes, Simmons gained NHL experience with the Ottawa Senators, assisting the team's massage therapist during training camps for four seasons. In addition to the Senators, Simmons has also worked for the Ottawa RedBlacks of the Canadian Football League (CFL) and the Ottawa Fury of the North American Soccer League (NASL).

Simmons attended Concordia University in Montreal on a football scholarship, before graduating from Algonquin College in Ottawa with an Advanced Diploma in massage therapy. He is proficient in Active Release Technique (ART), Graston Technique and Fascial Stretch Therapy (FST). Tristan spends his offseasons in Ottawa with his wife, Candice.



# SKIP CUNNINGHAM

## EQUIPMENT MANAGER

An original member of the 1972 New England Whalers of the World Hockey Association (WHA), Skip Cunningham is in his 47th year with the organization and is the most tenured employee with the team.

From 1972-90, Cunningham put together an impressive streak, working 1,412 consecutive games before being sidelined following surgery in January 1990. In 1989, the Connecticut Sports Writers Alliance presented him with the Good Guy Award for his unselfish dedication to Connecticut sports.

A graduate of Northeastern University, Cunningham was the assistant trainer for Team USA at the World Ice Hockey Championships in 1985 and 1989. He has been selected to work at four All-Star Games: the 1974 and 1976 WHA All-Star Games as well as the 1986 and 2011 NHL All-Star Games. He also directed his own hockey school during the offseason for 22 years in South Windsor.

Skip lives in Raleigh. He has two daughters, Sandy and Sherri, and a son, Scott, as well as five grandchildren: Jayden, Brayden, Savannah, Ryan and Ariana.



# BOB GORMAN

## EQUIPMENT MANAGER

Bob Gorman is in his 33rd year with the franchise as an equipment manager. Gorman first joined the organization's equipment staff in 1976 and worked with the team until the 1981-82 season, when he left the team to pursue other career interests. In his time away from the team, Gorman spent one year with Enterprise Radio and 11 years as a sales representative for the Spear-Newman Company. He returned to the club in 1993 and has served in his current capacity since then. During his tenure with the Hurricanes, Gorman has been part of three division championship teams (1999, 2002, 2006), two conference championship teams (2002, 2006) and one Stanley Cup Championship team (2006). He worked his 2,000th regular season game in professional hockey on Dec. 7, 2016. Gorman has also been selected to work two NHL All-Star Games: 2004 in Minnesota and 2011 in Raleigh. He is a member of the Society of Professional Hockey Equipment Managers.

In 2002, Gorman, who has been responsible for several successful charitable events in the area benefiting families in need, was recognized by the City of Raleigh's City Council and Mayor Charles Meeker for Outstanding Community Service. Gorman attended Central Connecticut State University and completed his B.S. in Business from Charter Oak State College, and earned a Master's Degree in Sport Management from the United States Sports Academy.

Bob and his wife, Carla, reside in Raleigh.



# JORGE ALVES

## EQUIPMENT MANAGER

Jorge Alves is in his eighth season as a full-time equipment manager for the Carolina Hurricanes, after serving as assistant equipment manager for seven years. The Stoughton, MA, native attended North Carolina State University from 2002-04 after serving in the United States Marine Corps for four years from 1997-01. While at NCSU, Alves was the starting goaltender for the Wolfpack's club hockey team. After graduation, he served professional stints in the ECHL with South Carolina, Greenville, Charlotte and Pensacola, and in the SPHL with Asheville. Alves filled in as a practice goalie for the Hurricanes throughout his time as assistant equipment manager, and he made his NHL debut serving as the Hurricanes' emergency goaltender against the Tampa Bay Lightning on December 31, 2016, playing the final 7.6 seconds of the third period.

Jorge and his wife, Amanda, have two children: Madison and Jaxon.

## TEAM DOCTORS



**DR. JOE BARKER**  
ORTHOPEDIC PHYSICIAN



**DR. JOSH BLOOM**  
HEAD MEDICAL PHYSICIAN



**DR. DEAN DORNIC**  
TEAM OPHTHALMOLOGIST



**DR. MARTY ISBELL**  
HEAD ORTHOPEDIC PHYSICIAN



**DR. TOM LONG**  
TEAM DENTIST



**DR. JAMES SMITH**  
TEAM DENTIST



**DR. JAY STEVENS**  
MEDICAL PHYSICIAN



**RALEIGH EMERGENCY MEDICINE ASSOCIATES**  
EMERGENCY PHYSICIANS



## MIKE SUNDHEIM

### VICE PRESIDENT OF COMMUNICATIONS AND TEAM SERVICES

---

Mike Sundheim is in his 22nd year with the Carolina Hurricanes communications department, and his 17th year heading the department. In July 2014, he was promoted to vice president of communications and team services, taking on travel and team services responsibilities in addition to his long-time media relations role.

A 2000 graduate of the University of North Carolina's School of Journalism and Mass Communication, Sundheim is responsible for the promotion of the team and its players in the local and national media, and serves as the Hurricanes' primary media contact and spokesperson. He is also responsible for team publications, including media guides and press releases, as well as managing the team's communications budget and staff. In 2017, he assumed additional duties coordinating the team's broadcasting efforts: serving as the primary contact for the team's affiliates, assisting in personnel decisions and developing the Hurricanes' broadcasts on television and radio.

Along with his communications role, Sundheim works with plane, bus and hotel companies to make the Hurricanes' travel arrangements and manages player community and corporate appearances and events throughout the year. He also remains active with the team's digital content efforts, contributing regularly to the team's website and helping to establish and develop the team's original Facebook and Twitter accounts.

Prior to joining the Hurricanes full-time in 2000, Sundheim spent two seasons as an intern in the team's media relations department, beginning with the 1998-99 campaign. Originally from Somerville, NJ, he also gained experience as an assistant sports editor for UNC's student newspaper, The Daily Tar Heel, a student assistant in the UNC sports information department and a summer intern for the New Jersey Red Dogs of the Arena Football League (AFL).

Sundheim completed a master's degree in Sport Management from North Carolina State University in 2015, and has served as an adjunct professor at UNC's School of Journalism and Mass Communication, teaching a course in "Sports Publicity." Mike and his wife, Leah, reside in Raleigh and have three children: Franklin, Charlie and Eve.



## PACE SAGESTER

### DIRECTOR OF COMMUNICATIONS AND TEAM SERVICES

---

Pace Sagester is in his ninth NHL season and his first as director of communications and team services for the Carolina Hurricanes. In his communications role, Sagester promotes the team with local and national media outlets, serves as a media contact for the players and staff, and is responsible for team publications, including the media guide, news releases and the team's media site, CanesPR.com. On the team services side, Sagester helps make the team's travel arrangements, works closely with hotel and bus companies during Hurricanes road trips and helps to manage player ticket requests at home and on the road.

Sagester first worked for the Hurricanes as a media relations intern during the 2011-12 season, before joining the team in a part-time role as media relations and social media coordinator in 2012-13. He joined the Washington Capitals full-time in 2013, serving as the Capitals' manager of media relations for four seasons before returning to Raleigh.

A native of Fuquay-Varina, NC, Sagester is a graduate of the University of North Carolina at Chapel Hill's School of Journalism and Mass Communication. While in school, he gained experience with Tommy Baldwin Racing, Activ8 Communications, the Daily Tar Heel and Tar Heel Monthly, as well as working as a recruiting assistant for UNC's football program.

Pace and his wife, Katie, live in Raleigh.



## MIKE BROWN

### COMMUNICATIONS AND HOCKEY OPERATIONS COORDINATOR

---

Mike Brown is in his 10th NHL season and his second as communications and hockey operations coordinator for the Carolina Hurricanes. Brown produces the team's game notes, game previews, line charts, news releases and other communications materials. He is the team's primary contact for game credentials and also assists in the promotion of the team in local and national media outlets. Brown also works with the hockey operations department on credential requests for scouting staff, as well as other administrative duties.

Prior to joining the Hurricanes, Brown spent eight seasons with the Boston Bruins as a member of the communications game night staff and served as a communications intern during the team's Stanley Cup run in 2010-11. He also gained experience working for the New England Sports Network, Hockey East Association and Northeastern University's athletic department.

A native of South Berwick, Maine, Brown graduated from Northeastern University's School of Journalism in 2013. Mike is single and lives in Raleigh.



# JOHN FORSLUND

## TELEVISION PLAY-BY-PLAY

---

John Forslund is in his 25th season as the Hurricanes' television play-by-play announcer, his 29th year with the club and his 36th year in hockey. In addition to calling all the action on Hurricanes television broadcasts, Forslund continues to serve as a play-by-play announcer for nationally-televised broadcasts on the NBC family of networks and as a contributor for the NHL Network.

Outside of his hockey work, Forslund has experience covering Atlantic Coast Conference and Southern Conference basketball for FOX Sports Net. In 2003, Forslund won Telly awards for Forslund Focus, part of the Hurricanes' in-game presentation, and "Raisin' Canes," the home video celebrating the Hurricanes' 2002 playoff run. Forslund has also been recognized with Mid-South Emmy Awards for Hurricanes broadcasts in 2007 and 2009.

Forslund first joined the organization for the 1991-92 season as the public relations director, a position he held for four seasons. During his tenure, Forslund also served as the Hartford Whalers' color analyst on the Whalers Radio Network. Prior to his appointment in Hartford, Forslund handled the television and radio broadcasts for the Springfield Indians of the American Hockey League from 1984-1991. He was recognized as one of the AHL's top publicists/announcers when he received the Ken McKenzie Award in 1989.

Forslund continues to be heavily involved in the Triangle community, and has served as emcee for charitable events including the Jimmy V Celebrity Golf Classic Gala, the Greater Raleigh Sports Council's Night of Champions and Carolina Hurricanes Kids 'N Community Foundation fundraisers including Canes Bash, the Canes 5k and the Golf Tournament. Forslund is on the board of directors for Spare Some for Autism and is also involved with the Make-A-Wish Foundation, March of Dimes, Genesis Home, Food Bank of North Carolina and the Crohn's and Colitis Foundation.

A graduate of Springfield College, Forslund went on to earn his master's degree in athletic management from Adelphi University. John and his wife, Natalie, reside in Apex. They have two daughters, Erika and Kara, and a son, Matthew.



# TRIPP TRACY

## TELEVISION ANALYST

---

Tripp Tracy is in his 21st season as the Hurricanes' television analyst, serving alongside John Forslund on all team broadcasts. In addition to his work on Fox Sports Carolinas, Tracy also broadcasted playoff games for NBC Sports Network during the 2014 Stanley Cup Playoffs.

A former goaltender, Tracy was originally drafted by the Philadelphia Flyers in the 1993 NHL Entry Draft. After completing four seasons at Harvard University, Tracy signed a free agent contract with the Hurricanes in August 1996. He spent two seasons in the organization, playing for Richmond (ECHL), Springfield (AHL), New Haven (AHL) and Carolina (NHL). Tracy retired from his playing career in 1998 and accepted a position at CNN before returning to the organization for the 1998-99 season.

Tripp lives in Raleigh and is involved in several charitable organizations in the Triangle, including the St. Baldrick's Foundation. He also serves on the board for Children's Charities at Adios and has participated in several Hurricanes Alumni events, including the 2012, 2013 and 2014 Alumni Fantasy games.



# MIKE MANISCALCO

## TELEVISION AND WEB HOST

---

Mike Maniscalco is in his fourth season as the Hurricanes' television and web host. He serves as host of Hurricanes LIVE! prior to all of the team's games on FOX Sports Carolinas and Southeast, as well as hosting and producing video content for CarolinaHurricanes.com.

Maniscalco is a 10-year veteran of sports media in the Triangle, and hosted the popular pregame and postgame shows surrounding the Hurricanes' radio broadcasts from 2007-16. He also serves as host of the Canes Corner radio show, an on-location, hour-long interview show that helps connect members of the Hurricanes organization and the team's fans.

Prior to relocating to Raleigh, Maniscalco was the afternoon drive host at WRNL in Richmond, VA, from 2001-07. He began his broadcasting career in his hometown of Buffalo, NY, serving as an on-air host and assistant production director at WGR 550, from 1996-01. Maniscalco most recently worked as an on-air personality and coordinating producer for IMG College Sports. He is a 1997 graduate of Buffalo State College. Mike and his wife, Kristen, reside in Raleigh.




# FULL-TIME STAFF

## ADMINISTRATION ARENA OPERATIONS



**JANET DAVIS**  
RECEPTIONIST



**ROB DOUGLAS**  
DIRECTOR OF PRODUCTION



**DANA DUDLEY**  
ARENA BOX OFFICE MANAGER



**JARED DUPRE**  
ICE TECHNICIAN



**ALFRED FOUGHT**  
PRODUCTION MANAGER



**CALEB GREGORY**  
ASSISTANT DIRECTOR OF  
PARKING & TRAFFIC



**KIM GRIGGS**  
PRODUCTION/EVENT  
SUPERVISOR



**LINDSEY HALL**  
MARKETING COORDINATOR



**RAY HALL**  
TICKET OPERATIONS  
REPRESENTATIVE



**SHANNON HALTERMAN**  
EXECUTIVE ASSISTANT TO THE  
PRESIDENT & GM



**JAIME HESTER**  
DIRECTOR OF HOCKEY  
TICKET OPERATIONS



**KIM JENKINS**  
CUSTOMER CARE COORDINATOR



**CHRIS JOVINO**  
SENIOR MANAGER OF  
TICKET OPERATIONS



**NICOLE MILLER**  
BOOKING COORDINATOR



**MATT MOOREFIELD**  
ASSISTANT ICE TECHNICIAN



**BOBBIE NICHOLS**  
DIRECTOR OF EVENT  
& GUEST MANAGEMENT



**CRYSTAL PACE**  
DIRECTOR OF ARENA  
MARKETING



**LARRY PERKINS**  
VICE PRESIDENT OF GUEST  
RELATIONS & ASST. GM,  
PNC ARENA



**SEAN SOLLACE**  
DIRECTOR OF FACILITIES



**JOE SOUSA**  
VICE PRESIDENT OF  
TICKET OPERATIONS



**CRAIG STOVER**  
DIRECTOR OF OPERATIONS



**ALAN SYKES**  
CHANGEOVER MANAGER



**MELVIN TERRELL**  
ASSISTANT DIRECTION  
OF OPERATIONS



**ERICA TILLMAN**  
TICKET OPERATIONS  
SUPERVISOR

## MERCHANDISE



**ALAN WOBBLETON**  
SENIOR DIRECTOR OF  
FACILITIES AND OPERATIONS



**ROSE BISSETTE**  
RETAIL OPERATIONS  
SUPERVISOR



**REBECCA WINEBAR**  
RETAIL OPERATIONS  
MANAGER



**MICHAEL ARRINGTON**  
ACCOUNTS PAYABLE



**ALLIE DUINO**  
HR/PAYROLL COORDINATOR



**CRIS FOLMER**  
ASSISTANT TO THE CFO

## FINANCE & INFORMATION TECHNOLOGY

# FULL-TIME STAFF



**PATTY HILLIARD**  
ACCOUNTS RECEIVABLE



**CRYSTAL IRBY**  
PAYROLL MANAGER



**GLENN JOHNSON**  
VICE PRESIDENT OF  
INFORMATION TECHNOLOGY



**LARRY KELLY**  
CLIENT/SERVER TECHNOLOGIST



**JUSTIN MARCARELLI**  
ACCOUNTANT



**SHAUN NICHOLSON**  
VICE PRESIDENT, CONTROLLER

## FOOD & BEVERAGE



**TRACY PYRAK**  
SENIOR ACCOUNTANT



**TEMIKA SMITH-HARRIS**  
ACCOUNTS RECEIVABLE



**KEITHA STANLEY**  
ASSOCIATE DIRECTOR OF  
HUMAN RESOURCES



**WILLIAM TRAURIG**  
SENIOR VICE PRESIDENT/  
GENERAL COUNSEL



**MYATT WILLIAMS**  
DIRECTOR OF IT SERVICES



**PETE AIELLO**  
EXECUTIVE SOUS CHEF



**DENNIS ATKINSON**  
EXECUTIVE CHEF



**GARY BERRY**  
COMMISSARY MANAGER



**STEPHANIE DeANGELIS**  
SUITES FOOD & BEVERAGE  
MANAGER



**AYLSSA HALL**  
CATERING MANAGER



**MATTHEW HANNA**  
CHEF GARDE MANAGER



**HOLLIE HAWKINS**  
DIRECTOR OF PREMIUM  
CATERING



**KEVIN HEINTZ**  
EXECUTIVE SOUS CHEF



**SHANNON HIGNITE**  
FOOD & BEVERAGE FINANCE  
MANAGER



**LORI HOLTZ**  
VICE PRESIDENT OF FOOD  
AND BEVERAGE



**ED HOOD**  
BANQUET CHEF



**KANA JACOBS**  
CATERING ADMINISTRATIVE  
COORDINATOR



**REAGAN JONES**  
CATERING MANAGER



**MATTHEW KRAFT**  
COMMISSARY SUPERVISOR



**JOSEPH MAGENHEIMER**  
CHEF DE PARTIE



**CINDY MEDLIN**  
CONCESSIONS ADMINISTRATIVE  
COORDINATOR



**JIM O'BRIEN**  
CONCESSIONS MANAGER



**JAMES RAYNOR**  
ASSISTANT CONCESSIONS  
MANAGER



**RICK RHODES**  
DIRECTOR OF CONCESSIONS

# FULL-TIME STAFF

## MARKETING & COMMUNITY RELATIONS



**McKENZIE RILEY**  
CATERING ASSISTANT  
MANAGER



**BRANDON TAYLOR**  
ASSISTANT CONCESSIONS  
MANAGER



**LANCE WILLIAMS**  
SUITES CHEF



**LAUREN BAXTER**  
MANAGER OF CREATIVE  
SERVICES



**DEVEN BHARDWAJ**  
COMMUNITY PROGRAMS  
SPECIALIST



**JONATHAN BOGGS**  
MANAGER OF PROMOTIONS/  
FAN DEVELOPMENT



**ZACK BRAME**  
DIGITAL CONTENT PRODUCER



**JON CHASE**  
VICE PRESIDENT OF  
COMMUNITY OUTREACH/  
EXECUTIVE DIRECTOR OF CHF



**MADISON CLEMENT**  
MOBILE MARKETING VEHICLE  
& EVENTS SPECIALIST



**AARON DEWEY**  
GRAPHIC DESIGNER



**BRITTANY EGAN**  
MASCOT COORDINATOR



**LAURA FAZZINA**  
COMMUNITY RELATIONS  
COORDINATOR



**MIKE FORMAN**  
VICE PRESIDENT OF MARKETING  
& BRAND STRATEGY



**GREGG FORWERCK**  
TEAM PHOTOGRAPHER



**CHRIS GREENLEY**  
SENIOR DIRECTOR OF  
CANESVISION & IN-GAME  
MARKETING



**EMILE HARTMAN**  
YOUTH & AMATEUR  
COORDINATOR



**CONNOR KEITH**  
DIGITAL RETAIL COORDINATOR



**DAN LaTORRACA**  
SENIOR DIRECTOR OF  
MARKETING



**BRANDON LOPES**  
MOTION GRAPHICS PRODUCER



**ASHLEY MASON**  
SENIOR GRAPHIC DESIGNER



**ZAC MIKLUSAK**  
VIDEO PRODUCER



**LINDSAY ROBERTSON**  
CHF GRANT &  
EVENT SPECIALIST



**BRENDON RUSCH**  
BROADCAST MEDIA  
ENGINEERING MANAGER



**RACHAEL SILBERMAN**  
VIDEO PRODUCER



**GARLAND SMITH**  
MOTION GRAPHICS PRODUCER  
AND ANIMATOR



**MICHAEL SMITH**  
SENIOR WEB PRODUCER/  
WRITER



**NIKKI STOUTD**  
MARKETING COORDINATOR



**JAMIE WALTON**  
PROMOTIONS & FAN  
DEVELOPMENT SPECIALIST



**LOGAN WHELESS**  
EMAIL MARKETING SPECIALIST



**CHRISTINE WILLIAMS**  
MANAGER OF VIDEO  
PRODUCTION



## SALES



**SHANE WILLIS**  
MANAGER OF YOUTH & AMATEUR HOCKEY



**DEREK ALLAN**  
INSIDE SALES MANAGER



**JENNIFER BALL**  
CLIENT RELATIONS REPRESENTATIVE



**JIM BALLWEG**  
VICE PRESIDENT OF CORPORATE PARTNERSHIPS



**KAY BERGDOLT**  
ACCOUNT EXECUTIVE/  
BUSINESS DEVELOPMENT



**MARIE BOBALIK**  
SENIOR MANAGER OF CLIENT SERVICES



**NICK BOLES**  
ACCOUNT EXECUTIVE/  
BUSINESS DEVELOPMENT



**STEPHANIE BRONCHICK**  
PREMIUM SERVICES COORDINATOR



**ALLYSON BUCKMEIER**  
SENIOR PREMIUM SERVICES COORDINATOR



**TIM CAMPBELL**  
ACCOUNT EXECUTIVE/  
BUSINESS DEVELOPMENT



**MADELINE DAGENHART**  
CLIENT SERVICES COORDINATOR



**SARA DANIEL**  
VICE PRESIDENT OF TICKET SALES



**KELSEY DAWSON**  
TICKET SALES COORDINATOR



**DOUG DICKMAN**  
CORPORATE SALES EXECUTIVE



**RYAN ERDMAN**  
SENIOR DIRECTOR OF CLIENT RETENTION & GROUP SALES



**PAUL FRIEDLANDER**  
GROUP SALES REPRESENTATIVE



**JOHNNY GILL**  
SENIOR CORPORATE SALES EXECUTIVE



**ALEX HANK**  
CLIENT RELATIONS REPRESENTATIVE



**JENNA JONES**  
CUSTOMER RELATIONSHIP/  
DATABASE MANAGER



**BRIAN KAPUSTA**  
HURRICANES GROUP SALES MANAGER



**ASHLEY KNOWLES**  
ACCOUNT EXECUTIVE/  
BUSINESS DEVELOPMENT



**JONATHAN KRAMER**  
DIRECTOR OF PREMIUM SERVICES



**ANTHONY MARINO**  
PREMIUM SALES ACCOUNT EXECUTIVE



**ERIKA MARTIN**  
GROUP SALES REPRESENTATIVE



**RYAN MARTIN**  
CORPORATE SALES EXECUTIVE



**ALSTON MEADOWS**  
BUSINESS INTELLIGENCE ANALYST



**CHRISTINA MONTEROSSO**  
GROUP SALES REPRESENTATIVE



**PAUL MORIN**  
CLIENT RELATIONS REPRESENTATIVE



**CAITLIN O'HALLORAN**  
CLIENT RELATIONS REPRESENTATIVE



**TOM PELUSO**  
SENIOR DIRECTOR OF BUSINESS DEVELOPMENT



# FULL-TIME STAFF

---

## SALES CONTINUED

---



**GREG  
PERNA**  
SENIOR CLIENT RELATIONS  
REPRESENTATIVE



**ANDY  
PETERSMARK**  
ACCOUNT EXECUTIVE/  
BUSINESS DEVELOPMENT



**MEGAN  
PLAHANSKI**  
ACCOUNT EXECUTIVE/  
BUSINESS DEVELOPMENT



**KAREN  
PRINCE**  
TICKET SALES ASSISTANT



**TAYLOR  
ROBINSON**  
CORPORATE SPONSORSHIP  
SERVICE COORDINATOR



**MAX  
SZILAGYI**  
CLIENT RELATIONS  
REPRESENTATIVE

---



**ROB  
TERANO**  
ACCOUNT EXECUTIVE/  
BUSINESS DEVELOPMENT




**ALLISON  
WEATHERSPOON**  
MEDIA ADVERTISING  
COORDINATOR



**DAVID  
WITKOWSKI**  
CLIENT RELATIONS  
REPRESENTATIVE

**20** SEBASTIAN  
AHO



# PLAYERS

2019-20 Team Roster with Stats, Records and Career Highlights

# 2019-20 ROSTER


## BY NUMBER

NO.	PLAYER	POS.	HT.	WT.	S/C	BIRTHPLACE	BIRTHDATE	HOW ACQUIRED
4	FLEURY, Haydn	D	6'4"	216	Left	Carlyle, Sask.	7/8/1996	Draft '14 (1-7)
7	PRISKIE, Chase	D	5'10"	185	Right	Pembroke Pines, Fla.	3/19/1996	Free Agent (8/19)
8	MAENALANEN, Saku	RW	6'4"	207	Left	Kemi, Finland	5/29/1994	Free Agent (5/18)
11	STAAL, Jordan	C	6'4"	220	Left	Thunder Bay, Ont.	9/10/1988	Trade w/ PIT (6/12)
13	FOEGELE, Warren	LW	6'2"	198	Left	Markham, Ont.	4/1/1996	Draft '14 (3-67)
18	DZINGEL, Ryan	LW	6'0"	190	Left	Wheaton, Ill.	3/9/1992	Free Agent (9/19)
19	HAMILTON, Dougie	D	6'6"	227	Right	Toronto, Ont.	6/17/1993	Trade w/ CGY (6/18)
20	AHO, Sebastian	C	6'0"	173	Left	Rauma, Finland	7/26/1997	Draft '15 (2-35)
21	NIEDERREITER, Nino	LW	6'2"	215	Left	Chur, Switzerland	9/8/1992	Trade w/ MIN (1/19)
22	PESCE, Brett	D	6'4"	201	Right	Tarrytown, N.Y.	11/15/1994	Draft '13 (3-66)
23	McGINN, Brock	LW/RW	6'0"	184	Left	Fergus, Ont.	2/2/1994	Draft '12 (2-47)
24	BEAN, Jake	D	6'1"	189	Left	Calgary, Alta.	6/9/1998	Draft '16 (1-13)
25	LINTUNIEMI, Alex	D	6'3"	209	Left	Helsinki, Finland	9/23/1995	Free Agent (7/19)
27	FAULK, Justin	D	6'0"	216	Right	South St. Paul, Minn.	3/20/1992	Draft '10 (2-37)
28	McCORMICK, Max	LW	6'0"	183	Left	De Pere, Wis.	5/1/1992	Free Agent (7/19)
29	GIBBONS, Brian	LW	5'8"	177	Left	Braintree, Mass.	2/26/1988	Free Agent (7/19)
31	FORSBERG, Anton	G	6'3"	197	Left	Harnosand, Sweden	11/27/1992	Trade w/ CHI (6/19)
32	PUISTOLA, Patrik	RW	6'0"	174	Left	Tampere, Finland	1/11/2001	Draft '19 (3-73)
33	CLAESSON, Fredrik	D	6'1"	206	Left	Stockholm, Sweden	11/24/1992	Free Agent (9/19)
34	MRAZEK, Petr	G	6'1"	191	Left	Ostrava, Czech Republic	2/14/1992	Free Agent (7/18)
36	PRITCHARD, Jacob	LW	6'0"	202	Left	Macomb, Mich.	4/9/1995	Free Agent (4/19)
37	SVECHNIKOV, Andrei	LW	6'2"	200	Left	Barnaul, Russia	3/26/2000	Draft '18 (1-2)
39	NEDELJKOVIC, Alex	G	6'0"	201	Left	Parma, Ohio	1/7/1996	Draft '14 (2-37)
40	KUCHARSKI, Jake	G	6'4"	215	Left	Erie, Pa.	9/25/1999	Draft '18 (7-197)
41	ZIMMER, Max	LW	6'0"	202	Left	Plymouth, Minn.	10/29/1997	Draft '16 (4-104)
42	FORSLING, Gustav	D	6'2"	191	Left	Linkoping, Sweden	6/12/1996	Trade w/ CHI (6/19)
43	LUOSTARINEN, Eetu	C	6'3"	186	Left	Siilinjärvi, Finland	9/2/1998	Draft '17 (2-42)
44	GAUTHIER, Julien	RW	6'4"	226	Right	Pointe-aux-Trembles, Que.	10/15/1997	Draft '16 (1-21)
45	GEEKIE, Morgan	C	6'2"	192	Right	Strathclair, Man.	7/20/1998	Draft '17 (3-67)
46	WOOD, Kyle	D	6'6"	245	Right	Waterloo, Ont.	5/4/1996	Trade w/ SJ (8/19)
47	REIMER, James	G	6'3"	213	Left	Morweena, Man.	3/15/1988	Trade w/ FLA (6/19)
48	MARTINOOK, Jordan	RW	6'1"	204	Left	Brandon, Man.	7/25/1992	Trade w/ ARI (5/18)
49	MATTHEOS, Stelio	RW	6'1"	196	Right	Winnipeg, Man.	6/14/1999	Draft '17 (3-73)
50	HELVIG, Jeremy	G	6'4"	207	Left	Markham, Ont.	5/25/1997	Draft '16 (5-134)
51	GARDINER, Jake	D	6'2"	195	Left	Minnetonka, Minn.	7/4/1990	Free Agent (9/19)
52	HENMAN, Luke	C	6'0"	160	Left	Dartmouth, N.S.	4/29/2000	Draft '18 (4-96)
54	KILLINEN, Lenni	RW	6'2"	180	Left	Espoo, Finland	6/15/2000	Draft '18 (4-104)
55	McKEOWN, Roland	D	6'1"	192	Right	Listowel, Ont.	1/20/1996	Trade w/ LA (2/15)
56	HAULA, Erik	C	6'0"	200	Left	Pori, Finland	3/23/1991	Trade w/ VGK (6/19)
57	van RIEMSDYK, Trevor	D	6'3"	185	Right	Middletown, N.J.	7/24/1991	Trade w/ VGK (6/17)
58	SELLGREN, Jesper	D	5'11"	182	Left	Ornskoldsvik, Sweden	6/11/1998	Draft '18 (6-166)
59	KUOKKANEN, Janne	C/LW	6'0"	195	Left	Oulunsalo, Finland	5/25/1998	Draft '16 (2-43)
60	MAKINIEMI, Eetu	G	6'2"	184	Left	Vantaa, Finland	4/19/1999	Draft '17 (4-104)
61	SUZUKI, Ryan	C	6'1"	183	Left	London, Ont.	5/28/2001	Draft '19 (1-28)
62	WALL, Kevin	RW	6'0"	188	Right	Rochester, N.Y.	2/1/2000	Draft '19 (6-181)
64	BISHOP, Clark	C	6'1"	204	Left	St. John's, N.L.	3/29/1996	Draft '14 (5-127)
67	STEVENS, Luke	LW	6'5"	208	Left	Bel Air, Calif.	2/11/1997	Draft '15 (5-126)
68	WEBBER, Cade	D	6'6"	194	Left	Worcester, Pa.	1/5/2001	Draft '19 (4-99)
70	BOOTH, Callum	G	6'3"	189	Left	Montreal, Que.	5/21/1997	Draft '15 (4-93)
71	WALLMARK, Lucas	C	6'0"	175	Left	Umea, Sweden	9/5/1995	Draft '14 (4-97)
72	DRURY, Jack	C	5'11"	174	Left	New York, N.Y.	2/3/2000	Draft '18 (2-42)
74	SLAVIN, Jaccob	D	6'3"	213	Left	Erie, Colo.	5/1/1994	Draft '12 (4-120)
75	SMALLMAN, Spencer	RW	6'1"	201	Right	Summerside, P.E.I.	9/9/1996	Draft '15 (5-138)
77	RASANEN, Ville	D	6'2"	177	Left	Ylammylly, Finland	10/8/1998	Draft '17 (7-197)
78	LORENTZ, Steven	C/LW	6'4"	207	Left	Kitchener, Ont.	4/13/1996	Draft '15 (7-186)
80	LAFONTAINE, Jack	G	6'2"	204	Left	Mississauga, Ont.	1/6/1998	Draft '16 (3-75)
81	REES, Jamieson	C	5'10"	182	Left	Hamilton, Ont.	2/26/2001	Draft '19 (2-44)
83	COTTON, David	C	6'2"	200	Left	Parker, Tex.	7/9/1997	Draft '15 (6-169)
84	HONKA, Anttoni	D	5'10"	179	Right	Jyväskylä, Finland	10/5/2000	Draft '19 (3-83)
85	MURRAY, Blake	C	6'2"	186	Left	Uxbridge, Ont.	7/5/2001	Draft '19 (6-183)
86	TERAVAINEN, Teuvo	RW	5'11"	196	Left	Helsinki, Finland	9/11/1994	Trade w/ CHI (6/16)
88	NECAS, Martin	RW	6'3"	191	Right	Nove Mesto na Morave, Czech Rep.	1/15/1999	Draft '17 (1-12)
89	FENSORE, Domenick	D	5'7"	151	Left	Bronxville, N.Y.	9/7/2001	Draft '19 (3-90)
90	KOCHETKOV, Pyotr	G	6'3"	205	Left	Kazan, Russia	6/25/1999	Draft '19 (2-36)
	MARTIN, Luke	D	6'2"	219	Right	St. Louis, Mo.	9/20/1998	Draft '17 (2-52)
	FILIFE, Matt	C	6'2"	198	Left	Lynnfield, Mass.	12/31/1997	Draft '16 (3-67)
	HOFMANN, Gregory	C	6'0"	200	Left	Tramelan, Switzerland	11/13/1992	Draft '11 (4-103)
	RIZZO, Massimo	C	5'10"	175	Left	Burnaby, B.C.	6/13/2001	Draft '19 (7-216)
	SLEPETS, Kirill	LW	5'10"	165	Left	Khabarovsk, Russia	4/6/1999	Draft '19 (5-152)
	TIEKSOLA, Tuukka	RW	5'10"	146	Right	Jaali, Finland	6/22/2001	Draft '19 (4-121)

## BY NAME

NO.	PLAYER	POS.	HT.	WT.	S/C	BIRTHPLACE	BIRTHDATE	HOW ACQUIRED
20	AHO, Sebastian	C	6'0"	173	Left	Rauma, Finland	7/26/1997	Draft '15 (2-35)
24	BEAN, Jake	D	6'1"	189	Left	Calgary, Alta.	6/9/1998	Draft '16 (1-13)
64	BISHOP, Clark	C	6'1"	204	Left	St. John's, N.L.	3/29/1996	Draft '14 (5-127)
70	BOOTH, Callum	G	6'3"	189	Left	Montreal, Que.	5/21/1997	Draft '15 (4-93)
33	CLAESSON, Fredrik	D	6'1"	206	Left	Stockholm, Sweden	11/24/1992	Free Agent (9/19)
83	COTTON, David	C	6'2"	200	Left	Parker, Tex.	7/9/1997	Draft '15 (6-169)
72	DRURY, Jack	C	5'11"	174	Left	New York, N.Y.	2/3/2000	Draft '18 (2-42)
18	DZINGEL, Ryan	LW	6'0"	190	Left	Wheaton, Ill.	3/9/1992	Free Agent (9/19)
27	FAULK, Justin	D	6'0"	216	Right	South St. Paul, Minn.	3/20/1992	Draft '10 (2-37)
89	FENSORE, Domenick	D	5'7"	151	Left	Bronxville, N.Y.	9/7/2001	Draft '19 (3-90)
	FILIPE, Matt	C	6'2"	198	Left	Lynnfield, Mass.	12/31/1997	Draft '16 (3-67)
4	FLEURY, Haydn	D	6'4"	216	Left	Carlyle, Sask.	7/8/1996	Draft '14 (1-7)
13	FOEGELE, Warren	LW	6'2"	198	Left	Markham, Ont.	4/1/1996	Draft '14 (3-67)
31	FORSBERG, Anton	G	6'3"	197	Left	Harnosand, Sweden	11/27/1992	Trade w/ CHI (6/19)
42	FORSLING, Gustav	D	6'2"	191	Left	Linkoping, Sweden	6/12/1996	Trade w/ CHI (6/19)
51	GARDINER, Jake	D	6'2"	195	Left	Minnnetonka, Minn.	7/4/1990	Free Agent (9/19)
44	GAUTHIER, Julien	RW	6'4"	226	Right	Pointe-aux-Trembles, Que.	10/15/1997	Draft '16 (1-21)
45	GEEKIE, Morgan	C	6'2"	192	Right	Strathclair, Man.	7/20/1998	Draft '17 (3-67)
29	GIBBONS, Brian	LW	5'8"	177	Left	Braintree, Mass.	2/26/1988	Free Agent (7/19)
19	HAMILTON, Dougie	D	6'6"	227	Right	Toronto, Ont.	6/17/1993	Trade w/ CGY (6/18)
56	HAULA, Erik	C	6'0"	200	Left	Pori, Finland	3/23/1991	Trade w/ VGK (6/19)
50	HELVIK, Jeremy	G	6'4"	207	Left	Markham, Ont.	5/25/1997	Draft '16 (5-134)
52	HENMAN, Luke	C	6'0"	160	Left	Dartmouth, N.S.	4/29/2000	Draft '18 (4-96)
	HOFMANN, Gregory	C	6'0"	200	Left	Tramelan, Switzerland	11/13/1992	Draft '11 (4-103)
84	HONKA, Anttoni	D	5'10"	179	Right	Jyvaskyla, Finland	10/5/2000	Draft '19 (3-83)
54	KILLINEN, Lenni	RW	6'2"	180	Left	Espoo, Finland	6/15/2000	Draft '18 (4-104)
90	KOCHETKOV, Pyotr	G	6'3"	205	Left	Kazan, Russia	6/25/1999	Draft '19 (2-36)
40	KUCHARSKI, Jake	G	6'4"	215	Left	Erie, Pa.	9/25/1999	Draft '18 (7-197)
59	KUOKKANEN, Janne	C/LW	6'0"	195	Left	Oulunsalo, Finland	5/25/1998	Draft '16 (2-43)
80	LAFONTAINE, Jack	G	6'2"	204	Left	Mississauga, Ont.	1/6/1998	Draft '16 (3-75)
25	LINTUNIEMI, Alex	D	6'3"	209	Left	Helsinki, Finland	9/23/1995	Free Agent (7/19)
78	LORENTZ, Steven	C/LW	6'4"	207	Left	Kitchener, Ont.	4/13/1996	Draft '15 (7-186)
43	LUOSTARINEN, Eetu	C	6'3"	186	Left	Siiinjärvi, Finland	9/2/1998	Draft '17 (2-42)
8	MAENALANEN, Saku	RW	6'4"	207	Left	Kemi, Finland	5/29/1994	Free Agent (5/18)
60	MAKINIEMI, Eetu	G	6'2"	184	Left	Vantaa, Finland	4/19/1999	Draft '17 (4-104)
	MARTIN, Luke	D	6'2"	219	Right	St. Louis, Mo.	9/20/1998	Draft '17 (2-52)
48	MARTINOOK, Jordan	RW	6'1"	204	Left	Brandon, Man.	7/25/1992	Trade w/ ARI (5/18)
49	MATTHEOS, Stelio	RW	6'1"	196	Right	Winnipeg, Man.	6/14/1999	Draft '17 (3-73)
28	McCORMICK, Max	LW	6'0"	183	Left	De Pere, Wis.	5/1/1992	Free Agent (7/19)
23	McGINN, Brock	LW/RW	6'0"	184	Left	Fergus, Ont.	2/2/1994	Draft '12 (2-47)
55	McKEOWN, Roland	D	6'1"	192	Right	Listowel, Ont.	1/20/1996	Trade w/ LA (2/15)
34	MRAZEK, Petr	G	6'1"	191	Left	Ostrava, Czech Republic	2/14/1992	Free Agent (7/18)
85	MURRAY, Blake	C	6'2"	186	Left	Uxbridge, Ont.	7/5/2001	Draft '19 (6-183)
88	NECAS, Martin	RW	6'3"	191	Right	Nove Mesto na Morave, Czech Rep.	1/15/1999	Draft '17 (1-12)
39	NEDELJKOVIC, Alex	G	6'0"	201	Left	Parma, Ohio	1/7/1996	Draft '14 (2-37)
21	NIEDERREITER, Nino	LW	6'2"	215	Left	Chur, Switzerland	9/8/1992	Trade w/ MIN (1/19)
22	PESCE, Brett	D	6'4"	201	Right	Tarrytown, N.Y.	11/15/1994	Draft '13 (3-66)
7	PRISKIE, Chase	D	5'10"	185	Right	Pembroke Pines, Fla.	3/19/1996	Free Agent (8/19)
36	PRITCHARD, Jacob	LW	6'0"	202	Left	Macomb, Mich.	4/9/1995	Free Agent (4/19)
32	PUISTOLA, Patrik	RW	6'0"	174	Left	Tampere, Finland	1/11/2001	Draft '19 (3-73)
77	RASANEN, Ville	D	6'2"	177	Left	Ylmylly, Finland	10/8/1998	Draft '17 (7-197)
81	REES, Jamieson	C	5'10"	182	Left	Hamilton, Ont.	2/26/2001	Draft '19 (2-44)
47	REIMER, James	G	6'3"	213	Left	Morweena, Man.	3/15/1988	Trade w/ FLA (6/19)
	RIZZO, Massimo	C	5'10"	175	Left	Burnaby, B.C.	6/13/2001	Draft '19 (7-216)
58	SELLGREN, Jesper	D	5'11"	182	Left	Ornskoldsvik, Sweden	6/11/1998	Draft '18 (6-166)
74	SLAVIN, Jaccob	D	6'3"	213	Left	Erie, Colo.	5/1/1994	Draft '12 (4-120)
	SLEPETS, Kirill	LW	5'10"	165	Left	Khabarovsk, Russia	4/6/1999	Draft '19 (5-152)
75	SMALLMAN, Spencer	RW	6'1"	201	Right	Summerside, P.E.I.	9/9/1996	Draft '15 (5-138)
11	STAAL, Jordan	C	6'4"	220	Left	Thunder Bay, Ont.	9/10/1988	Trade w/ PIT (6/12)
67	STEVENS, Luke	LW	6'5"	208	Left	Bel Air, Calif.	2/11/1997	Draft '15 (5-126)
61	SUZUKI, Ryan	C	6'1"	183	Left	London, Ont.	5/28/2001	Draft '19 (1-28)
37	SVECHNIKOV, Andrei	LW	6'2"	200	Left	Barnaul, Russia	3/26/2000	Draft '18 (1-2)
86	TERAVAINEN, Teuvo	RW	5'11"	196	Left	Helsinki, Finland	9/11/1994	Trade w/ CHI (6/16)
	TIEKSOLA, Tuukka	RW	5'10"	146	Right	Jaali, Finland	6/22/2001	Draft '19 (4-121)
57	van RIEMSDYK, Trevor	D	6'3"	185	Right	Middletown, N.J.	7/24/1991	Trade w/ VGK (6/17)
62	WALL, Kevin	RW	6'0"	188	Right	Rochester, N.Y.	2/1/2000	Draft '19 (6-181)
71	WALLMARK, Lucas	C	6'0"	175	Left	Umea, Sweden	9/5/1995	Draft '14 (4-97)
68	WEBBER, Cade	D	6'6"	194	Left	Worcester, Pa.	1/5/2001	Draft '19 (4-99)
46	WOOD, Kyle	D	6'6"	245	Right	Waterloo, Ont.	5/4/1996	Trade w/ SJ (8/19)
41	ZIMMER, Max	LW	6'0"	202	Left	Plymouth, Minn.	10/29/1997	Draft '16 (4-104)





# SEBASTIAN AHO 20



Center • Shoots Left

6'0" • 173 lbs.

7/26/97 • Rauma, Finland

Acquired: 2015 NHL Draft

2018-19 Team: Carolina (NHL)

Drafted: Carolina 2015 (2-35)

## CAREER STATS

YEAR	TEAM	LEAGUE	REGULAR SEASON					PLAYOFFS				
			GP	G	A	P	PIM	GP	G	A	P	PIM
2011-12	Karpat U18	Fin-U18	4	0	2	2	4	-	-	-	-	-
2012-13	Karpat U18	Fin-U18	38	28	32	60	32	-	-	-	-	-
	Karpat Jr.	Fin-Jr.	5	2	2	4	0	5	0	1	1	2
2013-14	Karpat U18	Fin-U18	2	3	3	6	0	-	-	-	-	-
	Karpat Jr.	Fin-Jr.	44	25	34	59	18	12	4	8	12	10
	Karpat	Finland	3	0	1	1	0	-	-	-	-	-
2014-15	Karpat Jr.	Fin-Jr.	10	1	9	10	4	5	1	4	5	2
	Assat	Finland	3	0	2	2	0	-	-	-	-	-
	Karpat	Finland	27	4	7	11	8	10	1	2	3	2
2015-16	Karpat	Finland	45	20	25	45	2	14	4	11	15	8
2016-17	Carolina	NHL	82	24	25	49	26	-	-	-	-	-
2017-18	Carolina	NHL	78	29	36	65	24	-	-	-	-	-
2018-19	Carolina	NHL	82	30	53	83	26	15	5	7	12	2

**Hurricanes/NHL Totals (3 Seasons)** 242 83 114 197 76 15 5 7 12 2

- June 27, 2015—Selected by the Carolina Hurricanes in the 2015 NHL Draft. Second round, 35th overall.
- June 13, 2016—Signed a three-year, entry-level contract with the Carolina Hurricanes.

## HIGHLIGHTS

### NHL FIRSTS:

**Game:** 10/13/16; 5-4 OTL at WPG

**Point:** 10/13/16; 5-4 OTL at WPG (assist)

**Goal:** 11/12/16; 5-1 W vs. WSH (Grubauer)

### SHOOTOUTS:

13 attempts, 3 goals (23.1%)

1 game-deciding goal

### NHL HIGHS:

**Goals:** 3-2x (last: 1/13/19; 6-3 W vs. NSH)

**Assists:** 3 (1/20/19; 7-4 W at EDM)

**Points:** 4-5x (last: 1/13/19; 6-3 W vs. NSH)

**Penalty Min:** 4-2x (last: 2/21/19; 4-3 W at FLA)

**Goal Streak:** 5 (11/13/17-11/22/17: 5g, 5a)

**Assist Streak:** 12\* (10/4/18-10/30/18: 4g, 13a)

**Point Streak:** 12 (10/4/18-10/30/18: 4g, 13a)

\* Franchise record

## PERSONAL

Sebastian has a girlfriend, Rosa, and spends his summers in Oulu, Finland... His nicknames are Seabass or Fishy... His father, Harri, played professionally in Finland and is now in management with Karpat of the Liiga... Sebastian started playing at the age of three and his first youth team was Oulu Karpat... His father was the biggest influence on his career... His favorite players growing up were Teemu Selanne and Patrick Kane, and he cheered for NHL teams with Finnish players... Sebastian was 13 when he attended the NHL Premiere in 2010 in Helsinki, featuring the Hurricanes against the Minnesota Wild... His favorite television show is How I Met Your Mother, favorite app is WhatsApp and favorite musical acts are JVG and Haloo Helsinki!... His first job was as a hockey player... He's on Twitter at @SebastianAho and Instagram at @s SebastianAho... His favorite vacation spot is Lapland in Finland, favorite things to do away from the

rink are playing Playstation and golf, favorite restaurant is Mura and favorite food is seafood... His favorite sport to watch outside of hockey is soccer and favorite athlete is Usain Bolt... If he wasn't playing hockey, he would want to teach or coach in sports... His favorite holiday is Midsummer... His biggest talent outside of hockey is two-touch soccer... Sebastian wore No. 16 growing up, but switched to No. 20 because 16 was retired for the Finnish national team (Ville Peltonen)... His favorite NHL road city is Ft. Lauderdale and favorite road arena is United Center... His favorite former teammate is Lasse Kukkonen (Karpat)... His most memorable hockey moments were scoring the championship-winning goal in Liiga for Karpat, his first NHL goal and winning the gold medal with Finland at the World Junior Championship.



## 2018-19 SEASON

Completed his third NHL/Hurricanes season... Established new career highs in goals (30), assists (53) and points (83) while appearing in 82 games for the second time in his career... Selected by the Carolina chapter of the PHWA as the team's most valuable player for the second straight season... Finished tied with Ray Whitney (2006-07) for the second-most points in one season in team history (since relocation), trailing only Eric Staal's 100 points in 2005-06... Became the fourth player in franchise history to post 20 goals in each of his first three seasons (Ron Francis, Sylvain Turgeon, Kevin Dineen)... Became the sixth player in franchise history to post 30 goals and 50 assists in the same season... Became the seventh player in team history (since relocation) to post 50 assists in a season and the 15th in franchise history to accomplish the feat... Selected to the NHL All-Star game for the first time in his career... Scored four of Carolina's seven shorthanded goals... Played at least 20 min. 46 times... Recorded a point in 54 of Carolina's 82 games... Never went more than three games in a row without tallying a point... Opened the season with a 12-game point/assist streak (10/4-10/30: 4g, 13a), the longest season-opening point streak and longest assist streak in franchise history... Tied Wayne Gretzky (1982-83 with EDM) and Ken Linseman (1985-86 with BOS) for the longest season-opening assist streak in NHL history... Posted two-point game (1g, 1a) at CBJ (10/5)... Tied a career-high with four points (2g, 2a), including the OT GWG, at MIN (10/13)... Named NHL's Third Star of the Week (10/15)... Posted two assists vs. DET (11/10)... Scored OT GWG vs. CHI (11/12)... Tallied a four-game point streak from 11/8-11/17 (2g, 4a)... Tallied four points (2g, 2a) vs. WSH (12/14)... Posted a five-game point streak from 12/7-12/16 (5g, 3a)... Tallied four points (2g, 2a) vs. BOS (12/23)... Posted two assists at PHI (1/3)... Tallied two points (1g, 1a) in 200th career game vs. CBJ (1/4)... Recorded two assists at OTT (1/6)... Scored two goals vs. BUF (1/11)... Tied career single-game highs in goals (3) and points (4) vs. NSH (1/13)... Recorded a five-game point streak from 1/20-2/3 (3g, 6a)... Registered

a career-high three assists at EDM (1/20)... Tallied two assists at VAN (1/23)... Attended the 2019 NHL All-Star Weekend in San Jose... Finished second in the Premier Passer event at the Skills Competition (1/25)... Posted three points (2g, 1a) to help the Metropolitan Division win the NHL All-Star Game... Notched two points (1g, 1a) vs. CGY (2/3)... Tallied two assists at BUF (2/7)... Posted 100th career assist at NJ (2/10)... Registered assists in four straight games from 2/10-2/16 (5a), including two assists vs. EDM (2/15)... Logged a season-high 26:25 of ice time vs. NYR (2/19)... Posted a six-game point streak from 2/21-3/2 (5g, 3a) and a four-game goal streak from 2/26-3/5 (5g, 1a)... Recorded two points (1g, 1a) vs. STL (3/1)... Became the first player in franchise history to score the game-winning goal in three consecutive games (2/26-3/2)... Scored two goals at BOS (3/5)... Posted two points (1g, 1a) including 30th goal of the season at NSH (3/9)... Recorded 80th point of the season with an assist vs. MIN (3/23)... Led the Hurricanes in points (12) and ranked tied for second in goals (5) and assists (7) during the postseason... Made his NHL playoff debut in Game 1 of the Eastern Conference First Round at WSH (4/11)... Scored his first playoff goal in Game 2 at WSH (4/13)... Earned his first playoff assist in Game 3 vs. WSH (4/15)... Scored a goal in Game 7 at WSH (4/24) as the Hurricanes eliminated the Capitals... Earned two points (1g, 1a) in Game 3 of the Eastern Conference Second Round vs. NYI (5/1), marking his first career multi-point postseason game... Tallied two points (1g, 1a) in Game 4 vs. NYI (5/3) as the Hurricanes completed the sweep of the Islanders in the Second Round... Earned an assist in Game 3 of the Eastern Conference Final vs. BOS (5/14), extending his point streak to five games (5/1-5/14: 3g, 4a). **Longest goal streak:** 4 games (2/26-3/5: 5g)... **Longest assist streak:** 12 games (10/4-10/30: 4g, 13a), which is a franchise record... **Longest point streak:** 12 games (10/4-10/30: 4g, 13a)... **Multi-goal games:** 6 (last: 3/5 at BOS: 2g)... **Multi-assist games:** 10 (last: 2/15 vs. EDM: 2a)... **Multi-point games:** 20 (last: 3/9 at NSH: 1g, 1a).

## CAREER

Entering his fourth NHL season with the Hurricanes... Signed a five-year extension with the Hurricanes on 7/2/19 that goes through the 2023-24 season... Selected by Carolina in the second round, 35th overall, of the 2015 NHL Draft... Had 59 points (24g, 35a) in 78 career games in Finland's top league, Liiga... Has represented Finland in a number of international competitions including the 2014 U18 World Junior Championship, the 2015 5 Nations Tournament, the 2014 Ivan Hlinka Tournament, the 4 Nations Cup, the 2015 and 2016 World Junior Championships, the 2016, 2017 and 2018 IIHF World Championships and the 2016 World Cup of Hockey... **2012-13:** Was the fifth-leading scorer in Finland's under-18 league as a 15-year-old, totaling 60 points (28g, 32a) in 38 games for Karpas U18... Joined Karpas U16 team for the 2013 playoffs, scoring six goals and adding 15 assists (21 points) in nine games to help Karpas win the league championship... **2013-14:** Made his Liiga debut, appearing in three games and

earning one assist for Karpas... Also appeared in 44 games for Karpas' junior squad, ranking fourth in the league in scoring with 59 points (25g, 34a)... Totaled four goals and 12 assists (16 points) in 12 games during the 2014 playoffs with Karpas Jr... **2014-15:** Spent the majority of the season in Finland's top league, Liiga, totaling 13 points (4g, 9a) in 30 games as a 17-year-old with Karpas and Assat Pori... Scored the OT winner in Game 7 of Liiga's Kanada-malja final vs. Tappara to give Karpas its second consecutive league championship... **2015-16:** Led Karpas in scoring with 45 points (20g, 25a) in 45 games... Ranked tied for fourth in goals, ninth in points and tied for 11th in assists among all Liiga scorers, despite playing in just 45 of 60 games because of time spent with the Finnish national junior team... Was runner-up for SM-Liiga's MVP award... Ranked tied for third in Liiga playoff scoring with 15 points (4g, 11a) in 14 games... **2016-17:** Completed his first NHL/Hurricanes season... Ranked second on the team with

## CAREER CONTINUED

49 points (24g, 25a), first in power play points (17) and tied for first in game-winning goals (4)... Ranked fifth among all league rookies in points (49), third in goals (24), fourth in power play goals (6), and tied for fifth in game-winning goals (4)... Was the third player in team history to play in every game of his rookie season (Tippett, 1984-85, Skinner, 2010-11)... Represented Finland at the 2017 IIHF World Championship following the season, ranking tied for eighth in the tournament in scoring with 11 points (2g, 9a) in 10 games... Made his Hurricanes/NHL debut at WPG (10/13)... Registered his first NHL assist/point at WPG (10/13)... Earned an assist in each of his first two NHL games... Had his first NHL multi-point game at PHI (10/22) with two assists... Had five assists/points in his first six games played (10/13-10/25: 0g, 5a)... Scored the first two goals of his NHL career and added an assist vs. WSH (11/12)... Earned his first NHL hat trick and first career four-point game with three goals and an assist vs. PHI (1/31), making him the youngest player in franchise history to record a hat trick... Was named the NHL's First Star of the Week on Feb. 6 after scoring four goals, notching an assist (5 points) and earning a (+3) plus/minus rating in Carolina's three wins (1/31-2/4)... Scored two power-play goals and added an assist vs. NYR (3/9)... With his 19th and 20th goals of the season vs. NYR (3/9), Aho tied Shane Willis for the second-most goals by a Carolina rookie... Scored his 21st goal of the season and first career shorthanded goal at FLA (3/21) to take sole possession of second place for most goals scored by a Carolina rookie since relocation... Had assists and points in a then career-high six straight games from 3/16-3/25 (3g, 5a) ... **2017-18:** Completed his second NHL/Hurricanes season... Registered 65 points (29g, 36a) in 78 games... Selected by the Carolina chapter of the PHWA as the team's most valuable player... Led the team in points (65),

goals (29) and power-play goals (8)... Set career highs in goals, assists (36), points and power-play goals... Has registered the second-most points (114) through a player's first two NHL seasons in Hurricanes history (Eric Staal: 131)... Is the first Hurricanes player since Jeff Skinner (2010-12) to score 20-or-more goals in each of his first two NHL seasons (2016-17: 24)... Earned a point in a career-long nine straight games (3/8-3/26: 4g, 8a) and recorded an assist in a career-long seven consecutive games (3/12-3/24: 2g, 8a)... Scored a goal in a career-high five straight games (11/13-11/22: 5g, 5a)... Paced the team in multi-point games (16) and ranked second in three-point games (4)... Scored four game-winning goals, matching his career high... Ranked second on the team in assists and third in power-play points (16)... Represented Finland at the 2018 IIHF World Championship following the season... Scored his first goal of the season vs. DAL (11/13)... Became the third-fastest Carolina player (since relocation) to record 100 career points (144 GP) vs. WPG (3/4)... Earned his fourth career three-point game (1g, 2a) vs. DAL (11/13)... Played his 100th NHL/Hurricanes game at BUF (11/18), becoming the seventh player from the 2015 NHL Draft class to reach the 100-game plateau... Tallied three points vs. NYI (11/19)... Scored the game-deciding goal in the shootout vs. NSH (11/26)... Earned his first multi-goal game (2g, 0a) of the season at SJ (12/7)... Registered a point in six straight games (12/23-1/4: 6g, 4a)... Scored the game-winning goal in two consecutive games (12/27-12/29)... Scored two goals, including the game-winning goal, vs. MTL (12/27)... Earned his sixth career three-point game (2g, 1a) at PIT (1/4)... Recorded his fourth three-point game (1g, 2a) of the season vs. LA (2/13)... Earned a career-high 22:49 of ice time at DET (2/24),

## SEBASTIAN AHO CAREER HIGHLIGHTS

**Dirty Thirty:** Scored a career-high 30 goals during the 2018-19 season, becoming the seventh player in franchise history to score 30 goals in a season before turning 22 years old (Ron Francis, Sylvain Turgeon, Ray Ferraro, Geoff Sanderson, Eric Staal, Jeff Skinner). He also scored the fifth-most goals in franchise history by a player prior to his 22nd birthday (83).

### Most Goals Prior to 22nd Birthday, Franchise History

1. Sylvain Turgeon (1983-87): 117
2. Ron Francis (1981-85): 99
3. Jeff Skinner (2010-14): 97
4. Geoff Sanderson (1991-94): 90
5. *Sebastian Aho (2016-19): 83*


**Team MVP:** Was named the Hurricanes' Most Valuable Player by the Carolina Chapter of the Professional Hockey Writers Association in 2017-18 and 2018-19.

**Three's Company:** Earned 197 points (83g, 114a) in 242 career games, marking the sixth-most points by a player in franchise history through his first three NHL seasons. In addition, Aho has recorded the third-most points by a Finnish-born player in his first three seasons in NHL history, trailing Jari Kurri (265) and Teemu Selanne (234).

**Going Streaking:** Opened the 2018-19 season with a 12-game point/assist streak (10/4-10/30: 4g, 13a). He became just the third player in NHL history to record an assist in each of his team's first 12 games, joining Wayne Gretzky (1982-83) and Ken Linseman (1985-86). Aho surpassed Ron Francis for the longest season-opening point streak in franchise history, set during the 1984-85 season (11 games: 6g, 8a). He also surpassed Eric Staal for the longest assist streak in franchise history, set from 2/10/12-3/6/12 (11 games: 6g, 14a), and tied Staal for the longest point streak in team history since relocation (2/8/12-3/6/12: 7g, 14a).







# RYAN DZINGEL 18



Left Wing • Shoots Left

6'0" • 190 lbs.

3/9/92 • Wheaton, Ill.

Acquired: 7/12/19, Signed as a free agent

2018-19 Teams: Ottawa/Columbus (NHL)

Drafted: Ottawa 2011 (7-204)

## CAREER STATS

YEAR	TEAM	LEAGUE	REGULAR SEASON					PLAYOFFS				
			GP	G	A	P	PIM	GP	G	A	P	PIM
2009-10	Lincoln	USHL	36	11	15	26	38	–	–	–	–	–
2010-11	Lincoln	USHL	54	23	44	67	8	2	1	0	1	2
2011-12	Ohio State	CCHA	33	7	17	24	32	–	–	–	–	–
2012-13	Ohio State	CCHA	40	16	22	38	22	–	–	–	–	–
2013-14	Ohio State	Big Ten	37	22	24	46	34	–	–	–	–	–
	Binghamton	AHL	9	2	5	7	9	1	0	0	0	0
2014-15	Binghamton	AHL	66	17	17	34	50	–	–	–	–	–
2015-16	Ottawa	NHL	30	3	6	9	11	–	–	–	–	–
	Binghamton	AHL	44	12	24	36	22	–	–	–	–	–
2016-17	Ottawa	NHL	81	14	18	32	30	15	2	1	3	4
2017-18	Ottawa	NHL	79	23	18	41	35	–	–	–	–	–
2018-19	Ottawa	NHL	57	22	22	44	29	–	–	–	–	–
	Columbus	NHL	21	4	8	12	0	9	1	0	1	2

**NHL Totals (4 Seasons)**      **268 66 72 138 105 24 3 1 4 6**

- June 25, 2011—Selected by the Ottawa Senators in the 2011 NHL Draft. Seventh round, 204th overall.
- Feb. 23, 2019—Acquired by the Columbus Blue Jackets from the Ottawa Senators along with a seventh-round selection in the 2019 NHL Draft (Tyler Angle) in exchange for Anthony Duclair, a second-round selection in the 2020 NHL Draft and a second-round selection in the 2021 NHL Draft.
- July 12, 2019—Signed by the Carolina Hurricanes as a free agent.

## PERSONAL

Ryan and his fiancée, Elise, spend their summers in Chicago... His nickname is Dzingel or Dizzy... Ryan started playing hockey at four years old and his father had the biggest influence on his career... Ryan's first job was installing drywall in houses... His favorite player growing up was Steve Yzerman and his favorite team was the Detroit Red Wings... Ryan's favorite TV show is Game of Thrones, his favorite movie is The Town and his favorite actor is Denzel Washington... Ryan's Twitter username is @Ryandzingel and his Instagram username is @

ryan\_dzingel... His favorite musician is Luke Combs... Ryan's favorite hobby is golf and his favorite magazine is Golf Digest... His favorite vacation destination is Arizona and his favorite food is chicken parm... He earned all-state honors in high school playing baseball... His favorite road city is Las Vegas, his favorite road arena is United Center in Chicago and his favorite team to play against is the Chicago Blackhawks.

## HIGHLIGHTS

### NHL FIRSTS:

**Game:** 12/22/15; 2-1 L at FLA

**Point:** 2/6/16; 6-1 W vs. TOR (assist)

**Goal:** 2/16/16; 2-1 W vs. BUF (Lehner)

### SHOOTOUTS:

2 attempts, 0 goals (0.0%)

0 game-deciding goals

### NHL HIGHS:

**Goals:** 2-8x (last: 12/31/18; 6-3 L vs. CBJ)

**Assists:** 2-6x (last: 3/31/19; 4-0 W at BUF)

**Points:** 3 (3/12/19; 7-4 W vs. BOS)

**Penalty Min:** 7-2x (last: 12/9/17; 5-0 L at SJ)

**Goal Streak:** 4 (11/6/18-11/11/18; 4g, 1a)

**Assist Streak:** 4 (2/16/19-2/28/19; 1g, 4a)

**Point Streak:** 5 (11/4/18-11/11/18; 4g, 2a)



## 2018-19 SEASON


Completed his fourth NHL season... Recorded 56 points (26g, 30a) in 78 NHL games split between Ottawa and Columbus... Set career highs in goals, assists, points, power-play goals (5) and game-winning goals (5)... Recorded 12 multi-point games... Scored a pair of goals at BOS (10/8)... Scored a goal in his 200th career NHL game vs. BUF (11/1)... Posted a five-game point streak from 11/4-11/11 (4g, 2a) as well as a four-game goal streak from 11/6-11/11 (4g, 1a)... Tallied two assists vs. PIT (11/17)... Recorded an assist for his 100th NHL point vs. NYR (11/29)... Scored the overtime game-winning goal vs. PIT (12/8)... Registered a four-game point streak from 12/31-1/6 (4g, 2a)... Scored two goals at CBJ (12/31)... Posted two assists vs. VAN (1/2)... Recorded a four-game point streak from 1/10-1/18 (2g, 3a)... Posted a four-game point/

assist streak from 2/16-2/28 (1g, 4a)... Scored the overtime game-winning goal at WPG (2/16)... Traded from Ottawa to Columbus along with a seventh-round pick in the 2019 NHL Draft (Tyler Angle) in exchange for Anthony Duclair, a second-round pick in the 2020 NHL Draft and a second-round pick in the 2021 NHL Draft (2/23)... Recorded three points (1g, 2a) vs. BOS (3/12)... Posted two assists at BUF (3/31)... Scored one goal in nine playoff games with the Blue Jackets... **Longest goal streak:** 4 games (11/6-11/11; 4g, 1a)... **Longest assist streak:** 4 games (2/16-2/28; 1g, 4a)... **Longest point streak:** 5 games (11/4-11/11; 4g, 2a)... **Multi-goal games:** 2 (last: 12/31 at CBJ: 2g, 0a)... **Multi-assist games:** 4 (last: 3/31 at BUF: 0g, 2a)... **Multi-point games:** 12 (last: 3/31 at BUF: 0g, 2a).

## CAREER

Entering his fifth NHL season and first with the Hurricanes... Signed by Carolina as a free agent on 7/12/19 to a two-year contract that runs through the 2020-21 season... **2009-10:** Made USHL debut with Lincoln, recording 26 points (11g, 15a) in 36 games... **2010-11:** Registered 67 points (23g, 44a) in 54 USHL games with Lincoln... Led the Stars in assists and points and finished second on the team in goals... Finished fourth in the USHL in assists and fifth in points... Tallied a season-opening eight-game point streak from 10/1-11/16 (5g, 9a)... Posted a 10-game point/assist streak from 3/11-4/5 (4g, 14a)... Scored one goal in two playoff games... **2011-12:** Recorded 24 points (7g, 17a) in 33 NCAA games in his freshman season at Ohio State, including 19 points (5g, 14a) in 26 CCHA games... Led team in assists... Posted five multi-point games... Scored the game-winning goal in his collegiate debut vs. Quinnipiac (10/7)... Recorded a four-point game (2g, 2a) at Michigan (11/19)... **2012-13:** Posted 38 points (16g, 22a) in 40 NCAA games in his sophomore season at Ohio State... Served as one of three co-captains... Led team in goals and points... Registered an eight-game point streak from 11/10-12/7 (4g, 7a)... Scored his first collegiate hat trick vs. Penn State (12/29)... Recorded at least a point in 15 of his final 18 games of the season from 1/18-3/23 (7g, 14a)... **2013-14:** Tallied 46 points (22g, 24a) in 37 NCAA games in his third and final season at Ohio State... Led the team in goals, assists, points, power-play goals (8) and shorthanded goals (2)... Served as an alternate captain... Named First Team All-American, Hobey Baker Award Finalist, First Team All-Big Ten, Big Ten All-Tournament Team and Team MVP... Won the Big Ten scoring race with 24 points (12g, 12a) in 20 conference games... Scored at least one goal in eight straight games from 11/2-12/28 (9g, 4a)... Posted a 10-game point streak from 11/2-1/10 (12g, 8a)... Scored a hat trick and added an assist vs. Michigan State (1/10)... Recorded six points (3g, 3a) in a weekend sweep of Penn State (1/31-2/1)... Scored the game-winning goal against #1 Minnesota in the Big Ten Semifinals (3/21)... Made professional debut with Binghamton (AHL), recording seven points (2g, 5a) in nine regular season games and also played one playoff game... Tallied an assist in his first AHL game at Rochester (4/4)... **2014-15:** Posted 34 points (17g, 17a) in 66 AHL games with Binghamton... Recorded six multi-point games... Scored a pair of goals in season opener vs. Worcester (10/11)... Scored two goals vs.

Wilkes-Barre/Scranton (12/26)... Tallied two assists vs. Syracuse (1/16)... Scored two goals at Utica (2/8)... Registered a five-game point streak from 2/28-3/8 (3g, 3a)... Scored two goals at Lehigh Valley (2/28)... Tallied two assists vs. Rochester (4/18)... **2015-16:** Split the season between Ottawa (NHL) and Binghamton (AHL)... Registered nine points (3g, 6a) in 30 NHL games and 36 points (12g, 24a) in 44 AHL games... Began the season in the AHL... Recorded nine multi-point AHL games... Posted four points (2g, 2a) vs. Utica (10/30)... Registered three points (1g, 2a) vs. St. John's (12/5)... Tallied three assists at Hershey (12/12)... Recalled by Ottawa (12/21)... Made NHL debut at FLA (12/22)... Reassigned to Binghamton (12/22)... Posted a four-game AHL point/assist streak from 1/23-1/30 (2g, 4a)... Recalled by Ottawa (2/5)... Spent the remainder of the season in the NHL... Earned first career NHL point with an assist vs. TOR (2/6)... Scored first career NHL goal vs. BUF (2/16)... Logged a season-high 15:54 of ice time vs. DAL (3/6)... **2016-17:** Registered 32 points (14g, 18a) in 81 NHL games with Ottawa... Posted first career NHL multi-point game with two points (1g, 1a) vs. MTL (10/15)... Recorded first career shorthanded goal at DET (10/17)... Scored two goals, including first career game-winning goal at VAN (10/25)... Posted first career power-play goal at ANA (12/11)... Tallied a four-game point streak from 12/11-12/18 (1g, 3a)... Scored two goals at FLA (1/31)... Logged a season-high 19:46 of ice time at MIN (3/30)... Registered three points (2g, 1a) in 15 playoff games... Made NHL postseason debut in Game 2 of First Round vs. BOS (4/15)... Recorded first career NHL playoff point with an assist in Game 6 at BOS (4/23)... Scored first career NHL playoff goal in Game 1 of Second Round vs. NYR (4/27)... Scored game-tying goal with 5:19 remaining to force overtime in Game 7 of Eastern Conference Final at PIT (5/25)... **2017-18:** Tallied 41 points (23g, 18a) in 79 NHL games with Ottawa... Scored a goal in back-to-back games at VAN (10/10) and at CGY (10/13)... Scored two goals at NYI (12/1)... Posted a three-game goal streak from 1/3-1/6 (4g)... Scored two goals vs. TB (1/6)... Tallied two assists at PHI (2/3)... Recorded two assists vs. NSH (2/8)... Scored a goal in back-to-back games vs. TB (2/22) and vs. PHI (2/24)... Scored two goals vs. BUF (3/8)... Played a career-high 23:37 vs. CAR (3/24)... Posted an assist in three straight games from 3/24-3/27 (3a)... Scored two goals at BOS (4/7).



# JUSTIN FAULK 27



Defenseman • Shoots Right

6'0" • 216 lbs.

3/20/92 • South St. Paul, Minn.

Acquired: 2010 NHL Draft

2018-19 Team: Carolina (NHL)

Drafted: Carolina 2010 (2-37)

## CAREER STATS

YEAR	TEAM	LEAGUE	REGULAR SEASON					PLAYOFFS				
			GP	G	A	P	PIM	GP	G	A	P	PIM
2007-08	South St. Paul	High-MN	26	6	15	21	32	–	–	–	–	–
2008-09	USNTDP	NAHL	38	3	9	12	20	9	3	3	6	6
	USNTDP	U-17	17	7	9	16	35	–	–	–	–	–
	USNTDP	U-18	1	0	0	0	0	–	–	–	–	–
2009-10	USNTDP	USHL	21	9	3	12	46	–	–	–	–	–
	USNTDP	U-18	39	12	9	21	20	–	–	–	–	–
2010-11	Minnesota-Duluth	WCHA	39	8	25	33	47	–	–	–	–	–
	Charlotte	AHL	–	–	–	–	–	13	0	2	2	2
2011-12	Carolina	NHL	66	8	14	22	29	–	–	–	–	–
	Charlotte	AHL	12	2	4	6	11	–	–	–	–	–
2012-13	Carolina	NHL	38	5	10	15	15	–	–	–	–	–
	Charlotte	AHL	31	5	19	24	16	–	–	–	–	–
2013-14	Carolina	NHL	76	5	27	32	37	–	–	–	–	–
2014-15	Carolina	NHL	82	15	34	49	30	–	–	–	–	–
2015-16	Carolina	NHL	64	16	21	37	27	–	–	–	–	–
2016-17	Carolina	NHL	75	17	20	37	32	–	–	–	–	–
2017-18	Carolina	NHL	76	8	23	31	48	–	–	–	–	–
2018-19	Carolina	NHL	82	11	24	35	47	15	1	7	8	4
<b>Hurricanes/NHL Totals (8 Seasons)</b>			<b>559</b>	<b>85</b>	<b>173</b>	<b>258</b>	<b>265</b>	<b>15</b>	<b>1</b>	<b>7</b>	<b>8</b>	<b>4</b>

- June 23, 2010—Selected by the Carolina Hurricanes in the 2010 NHL Entry Draft. Second round, 37th overall.
- April 15, 2011—Signed a three-year, entry-level contract with the Carolina Hurricanes.

## PERSONAL

Justin spends his summers in Minneapolis... He sponsors the Canes' "True Defenders" program, hosting military members and their families at games throughout the season... Justin started playing hockey at the age of six in South St. Paul, MN, and his mom was the biggest influence on his career... His favorite player growing up was Peter Forsberg... His favorite TV show is Suits, favorite movie is 21 Jump Street, favorite musical artist is Eric Church and favorite book is Lone Survivor... Justin's first job was assisting his uncle with landscaping... His biggest game-day habit is his nap... His favorite food is steak and favorite restaurant is Manny's Steakhouse in Minneapolis... His favorite vacation spot is Jamaica and favorite place in the Triangle is downtown Raleigh... Justin is on

Twitter and his username is @JustinFaulk27... His favorite video game is Call of Duty... His favorite sport outside of hockey is fishing and the person he would most like to meet is Tiger Woods... Justin is a fan of the Minnesota Twins... His most memorable hockey moments were winning the national championship with Minnesota-Duluth in 2011, playing his first NHL game and playing in the Olympics... His favorite former teammate is Adam Wilcox... Justin wears No. 27 because it was his number in high school, and he's always tried to wear it when possible... His favorite road city is New York, favorite road arena is Madison Square Garden and favorite team to play against is Pittsburgh.

## HIGHLIGHTS

### NHL FIRSTS:

**Game:** 10/7/11; 5-1 CAR L vs. TB

**Point:** 11/20/11; 3-2 CAR W vs. TOR (assist)

**Goal:** 12/9/11; 4-2 CAR L at WPG (Mason)

### SHOOTOUTS:

1 attempt, 0 goals

0 game-deciding goals

### NHL HIGHS:

**Goals:** 3 (2/13/18; 7-3 W vs. LA)

**Assists:** 3 (2/7/15; 5-4 W at SJ)


**Points:** 3-6x (last: 2/13/18; 7-3 W vs. LA)

**Penalty Min:** 7-2x (12/3/15; 5-1 CAR L vs. NJ)

**Goal Streak:** 2-9x (last: 4/4/19-4/6/19: 2g)

**Assist Streak:** 3-7x (last: 12/14/18-12/20/18: 4a)

**Point Streak:** 7 (11/12/15-11/25/15: 3g, 6a)



## 2018-19 SEASON

Completed his eighth NHL/Hurricanes season... Served as alternate captain... Posted 35 points (11g, 24a) and appeared in all 82 games for the second time in his career (2014-15)... Reached 30 points for the sixth consecutive season... Set a career high in blocked shots (121)... Finished second on the team in TOI per game (22:25) and played at least 20 minutes in 77 of 82 games... Ranked tied for third on the team in power-play goals (6)... Tallied two assists vs. NYR (10/7)... Posted two assists at MIN (10/13)... Played 500th career Hurricanes game at NYI (11/24)... Notched his first fighting major in three years at ANA (12/7)... Registered a three-game assist streak from 12/14-12/20 (3a)... Recorded two points (1g, 1a) at OTT (1/6)... Scored a goal and added an assist to pass Dave Babych for the most points by a defenseman in franchise history (241) vs. VGK (2/1)... Scored a goal in back-to-back games from 2/21-2/23 (2g)... Logged a season-high 28:49 of ice time at FLA (2/21)... Posted two points (1g, 1a) vs. STL

(3/1)... Passed Tim Gleason for the third-most games played by a defenseman in franchise history at CBJ (3/15)... Passed Erik Cole for the 10th-most games played in franchise history vs. NJ (4/4)... Scored a goal in back-to-back games to close out the regular season from 4/4-4/6 (2g)... Earned an assist, marking his first career playoff point, in his postseason debut in Game 1 of the Eastern Conference First Round at WSH (4/11)... Scored his first career playoff goal in Game 3 of the Eastern Conference Second Round vs. NYI (5/1)... Tallied two assists, marking his first career multi-point postseason game, in Game 4 vs. NYI (5/3) as the Hurricanes' completed their second-round sweep of the Islanders... **Longest goal streak:** 2 games-2x (last: 4/4-4/6: 2g)... **Longest assist streak:** 3 games (12/14-12/20: 3a)... **Longest point streak:** 3 games (12/14-12/20: 4a)... **Multi-assist games:** 2 (last: 10/13 at MIN: 2a)... **Multi-point games:** 5 (last: 3/1 vs. STL: 1g, 1a).

## CAREER

Entering his ninth NHL season with the Hurricanes... Signed a six-year contract extension with the Hurricanes on 3/24/14 that goes through the 2019-20 season... Has represented the Hurricanes at three NHL All-Star Games (2015, 2016, 2017), and is the only defenseman in team history to appear in multiple All-Star Games... Played one season at the University of Minnesota-Duluth, helping the Bulldogs capture the NCAA National Championship... His international experience began with the 2007 U-17 Five Nations Tournament in Prievidza, Slovakia, where he led American defensemen with three points (1g, 2a) in four games... Played in three international tournaments during the 2008-09 season, including the 2009 Vlad Dzurilla U-18 Tournament in Piestany, Slovakia, the 2009 World U-17 Hockey Challenge in Port Alberni, B.C., and the 2008 U-17 Four Nations Cup in Monthey, Switzerland... Led the U.S. with two goals and three points at the Four Nations Cup... In 2009-10, scored the game-winning goal against Sweden in the gold medal game of the 2010 IIHF World U-18 Championship in Belarus... Finished that tournament with four points (1g, 3a) and a plus-7 rating... Also participated in the 2010 U-18 Six Nations Cup in Belarus and the 2009 U-18 Four Nations Cup in Finland... Was second among American defensemen in scoring (4 points) at the 2011 IIHF World Junior Championship in Buffalo, helping the U.S. capture the bronze medal... Played for the U.S. at the 2012 IIHF World Championships, leading all American defensemen in goals (4) and points (4) and ranking first on the team in plus/minus (+9) during the tournament... Led American defensemen in assists (6) and points (6) at the 2013 IIHF World Championship as the U.S. captured the bronze medal... Represented the U.S. at the 2014 Winter Olympic Games in Sochi, Russia, appearing in two games... Also played for the United States at the 2015 IIHF World Championship... **2007-08:** Played high school hockey for South St. Paul (MN) High School, earning honorable mention all-conference honors after notching six goals and 15 assists (21 points) in 26 games

as a sophomore... **2008-09:** Completed his first season with the U.S. National Team Development Program, competing against North American Hockey League (NAHL) and international opponents... **2009-10:** Competed with the U-18 team in the United States Hockey League (USHL) and against Division I and Division III college opponents and international teams... Set the record for goals scored by a defenseman at USA Hockey's NTDP (21)... Led USNTDP defensemen in power-play goals (14)... **2010-11:** Led Minnesota-Duluth defensemen in goals (8), assists (25) and points (33), helping the Bulldogs capture the national championship... Led all NCAA rookie defensemen in scoring, and set a school record for scoring by a UMD rookie blueliner... Ranked tied for sixth among all NCAA defensemen in scoring and eighth in points per game (0.85)... Selected to the All-WCHA Third Team and All-Rookie Team... Also chosen to the College Hockey News All-Rookie Team... Had three assists in UMD's NCAA semifinal victory vs. Notre Dame... Skated in 13 Calder Cup Playoff games with Charlotte (AHL), earning two assists... Made his professional debut with the Checkers in Game 4 of the East Division Semifinal vs. Hershey (4/20)... Earned his first pro point with an assist in Game 5 vs. Hershey (4/22)... **2011-12:** Completed his first NHL season, totaling eight goals and 14 assists (22 points) in 66 games played... Also skated in 12 games on the American Hockey League (AHL) level with Charlotte, notching two goals and four assists (6 points)... Was named to the NHL's All-Rookie Team... Led all Hurricanes skaters in average ice time per game (22:50)... Ranked first among NHL rookie defensemen in ice time per game (22:50) and power-play goals (5)... Was tied for first among rookie defensemen in goals (8) and second in points (22)... Made his NHL and Hurricanes debut vs. TB (10/7)... Recorded his first career NHL point with an assist on Jussi Jokinen's power-play goal vs. TOR (11/20)... Scored his first NHL/Hurricanes goal at WPG (12/9), beating Chris Mason... Scored a power-play goal and registered his first



## CAREER CONTINUED

NHL fighting major vs. WSH (2/20)... Scored the game-winning goal in overtime at WSH (3/6), his first career OT goal... **2012-13:** Totaled five goals and 10 assists (15 points) in 38 games played and was named the team's Most Valuable Player by the Carolina chapter of the Professional Hockey Writers Association... Led the Hurricanes in average ice time per game (24:00)... Was first among team defensemen in takeaways (24), third in hits (63) and fourth in blocked shots (47)... Played for Charlotte (AHL) during the NHL work stoppage, totaling five goals and 19 assists (24 points) in 31 games... Scored his first NHL shorthanded goal vs. BUF (1/24)... Earned his first career NHL multi-point game with two assists at NJ (2/12)... Played his 100th NHL/Hurricanes game and scored a goal vs. PHI (4/20)... **2013-14:** Was third on the team in assists (27) and sixth in points (32)... Ranked second on the team in time on ice per game (23:24) and third in blocked shots (102)... Led team defensemen with a career-high 152 shots... Recorded a season-high four-game point streak (11/24-12/1: 1g, 4a), tying his career high... Established a career high with three points (1g, 2a) at NSH (12/5)... Skated a season-high 29:23 of ice time at TB (12/21)... Scored the game-winning goal and added an assist vs. DAL (4/3)... **2014-15:** Established then-career highs in goals (15), assists (34), points (49) and games played (82)... Was one of two Hurricanes to play in all 82 games... Participated in his first NHL All-Star Game... Was selected as the Hurricanes' Most Valuable Player by the Professional Hockey Writers' Association... Led all Hurricanes in assists (34) and time on ice (24:25 per game) and ranked second in points (49)... Also led the team and was tied for first among NHL defensemen in shorthanded goals (2)... Finished the season ranked in the top 20 among NHL blueliners in points (12th, 49), goals (T-6th, 15), game-winning goals (T-3rd, 4), power-play goals (T-3rd, 7), power-play points (T-12th, 20), shorthanded points (T-6th, 2) and shots (4th, 238)... Earned the most points in a season by a Hurricanes defenseman since relocation (Joni Pitkanen-46, 2009-10)... Became only the second defenseman since the team's relocation in 1997 to score 15 or more goals in a season... Led the team and ranked second among NHL defensemen with 70 takeaways... Ranked second on the team in blocked shots (114) and first among defensemen in hits (157)... Matched his career high with three points (1g, 2a) and netted the game winner vs. CGY (11/10)... Skated in his 200th Hurricanes game at COL (11/22)... Ranked second among NHL defensemen in scoring in November with 13 points (3g, 10a)... Recorded two assists in 18:54 of ice time during the All-Star Game in Columbus (1/25)... Earned a career-high three assists at SJ (2/7)... Earned three points (1g, 2a) in the first period vs. CBJ (3/10), marking the first time a defenseman recorded three points in the first period for the franchise since Brad Shaw (3/21/90)... Skated a career-high 29:57 and scored a goal at CBJ (3/15)... **2015-16:** Established then-career highs with 16 goals and 12 power-play goals... Became the first player in NHL history whose first 12 goals of the season all came on the power play... Participated in his second NHL All-Star Game... Led all Hurricanes in power-play goals (12) and time on ice (24:02 per game) and ranked fifth in points (37)... Finished the season ranked in the top 20 among NHL blueliners in points (T-20th, 37), goals (T-6th, 16), power-play goals (T-2nd,

12), and shots on goal (15th, 184)... His 16 goals rank tied for fifth in franchise history (including Hartford) for goals in a single season by a defenseman... Led Carolina defensemen in hits (109) and ranked second among Hurricanes blueliners in takeaways (45)... Had a seven-game point streak from 11/12-11/25 (3g, 5a), the longest point streak by a Hurricanes defenseman since relocation... Named the NHL's Third Star of the Week for the week of Dec. 14 after notching six points (3g, 3a) in three road games that week... Recorded his 100th career assist at PIT (12/19)... Played his 300th NHL/Hurricanes game vs. WSH (12/31)... Missed 18 of 19 games from 2/12-3/22 after suffering a lower-body injury in practice. **2016-17:** Completed his sixth NHL season with Carolina... Established a career high with 17 goals in 75 games played... Led all Canes defensemen in points (37), goals (17) and power-play points (13)... Ranked second among all League defenseman in goals (17)... His 17 goals is the most in a single season by a Hurricanes defenseman since the team's relocation in 1997, and most in franchise history by a defenseman since Zarley Zalapski notched 20 in 1991-92... Became the lone defenseman in franchise history with three 15-or-more goal seasons... Participated in his third NHL All-Star Game, winning the tournament with the Metropolitan Division... Notched an assist in the season-opener at WPG (10/13), and has recorded an assist in the Hurricanes' last five season openers... Left the game vs. NJ (11/6) with an injury in the third period... Placed on injured reserve and missed three games due to an upper-body injury (11/8-11/12)... Had his only three-point game of the season vs. VAN (12/13), tallying a goal and two assists... Scored his 12th career game-winning goal at Buffalo (12/22) to move into sole possession of first among defensemen in Carolina franchise history, passing Joe Corvo... Missed four games due to a lower-body injury from 11/28 to 1/3... Earned his first multi-goal game of the season with two goals on three shots in 24:07 of ice time at NYI (3/13)... Recorded his second multi-goal game of the season and registered a team-leading nine shots on goal vs. DET (3/27)... Tied Tuomu Ruutu (30) for ninth on Carolina's power-play goals list since relocation vs. PIT (4/2)... Played his 400th NHL/Hurricanes game on April 8 vs. STL... Games missed due to injury: 7... **2017-18:** Completed his seventh NHL season with Carolina... Named co-captain prior to the season... Registered 31 points (8g, 23a) in 76 games... Earned a career high in penalty minutes (48)... Led Hurricanes defensemen in assists and hits (128), ranked second in points and tied for second in goals... Ranked second among Hurricanes skaters in time on ice per game (22:16)... Earned eight multi-point games, ranking tied for fourth on the team... Tallied two assists at EDM (10/17)... Recorded a season-high 27:22 of ice time vs. STL (10/27)... Scored his first goal of the season vs. ANA (10/29)... Recorded an assist in three straight games (11/19-11/24: 4a) ... Earned his 200th NHL/Hurricanes point at NSH (12/21)... Scored two goals, including the game-winning goal, and led all skaters in shots (7) vs. BUF (12/23)... Earned two points (1g, 1a), including a power-play goal, at TB (1/9)... Recorded his first career hat trick, including two power-play goals, vs. LA (2/13)... Became the fourth defenseman in franchise history (since relocation) to record a hat trick... Scored the game-winning goal at WSH (3/30)... Games missed due to injury: 6 games.

## JUSTIN FAULK CAREER HIGHLIGHTS

**National Champion:** Led Minnesota-Duluth defensemen in goals (8), assists (25) and points (33), helping the Bulldogs capture the 2011 NCAA championship in his only collegiate season.

**Olympian:** Represented the United States at the 2014 Winter Olympic Games in Sochi, Russia. Has also worn his nation's colors at the World U-18 Championship, World Junior Championship and IIHF World Championship.

**Consecutive All-Star Games:** Represented the Hurricanes at the NHL All-Star Games in Columbus in 2015, Nashville in 2016 and Los Angeles in 2017, becoming the first defenseman in franchise history to appear in multiple All-Star Games.

**Team MVP:** Has twice been named the Hurricanes' Most Valuable Player by the Carolina Chapter of the Professional Hockey Writers Association.

**Hurricanes History:** Ranks first among defensemen in Hurricanes history (since relocation):

**Goals:** 85

**Assists:** 173

**Points:** 258

**Power-play goals:** 40

**Power-play points:** 102


**Game-winning goals:** 19

**Multi-goal games:** 6

**Multi-assist games:** 24

**Multi-point games:** 46





# HAYDN FLEURY 4



Defenseman • Shoots Left

6'4" • 216 lbs.

7/8/96 • Carlyle, Sask.

Acquired: 2014 NHL Draft

2018-19 Teams: Carolina (NHL), Charlotte (AHL)

Drafted: Carolina 2014 (1-7)

## CAREER STATS

YEAR	TEAM	LEAGUE	REGULAR SEASON					PLAYOFFS				
			GP	G	A	P	PIM	GP	G	A	P	PIM
2010-11	Notre Dame	SMHL	3	0	1	1	0	-	-	-	-	-
2011-12	Notre Dame	SMHL	39	6	15	21	60	8	1	4	5	8
	Red Deer	WHL	4	0	0	0	0	-	-	-	-	-
2012-13	Red Deer	WHL	66	4	15	19	21	9	0	2	2	4
2013-14	Red Deer	WHL	70	8	38	46	46	-	-	-	-	-
2014-15	Red Deer	WHL	63	6	22	28	63	5	1	1	2	2
	Charlotte	AHL	1	1	0	1	0	-	-	-	-	-
2015-16	Red Deer	WHL	56	12	29	41	50	17	4	5	9	20
2016-17	Charlotte	AHL	69	7	19	26	8	5	0	0	0	0
2017-18	Carolina	NHL	67	0	8	8	14	-	-	-	-	-
	Charlotte	AHL	3	1	1	2	0	8	2	2	4	14
2018-19	Carolina	NHL	20	0	1	1	2	9	0	0	0	2
	Charlotte	AHL	28	2	8	10	32	11	2	4	6	8

**Hurricanes/NHL Totals (2 Seasons)**    **87**   **0**   **9**   **9**   **16**    **9**   **0**   **0**   **0**   **2**

- June 27, 2014—Selected by the Carolina Hurricanes in the 2014 NHL Draft. First round, seventh overall.
- August 7, 2014—Signed a three-year, entry-level contract with the Carolina Hurricanes.

## HIGHLIGHTS

### NHL FIRSTS:

**Game:** 10/7/17; 5-4 SO W vs. MIN

**Point:** 10/26/17; 6-3 W at TOR (assist)

**Goal:** None

### SHOOTOUTS:

0 attempts, 0 goals

0 game-deciding goals

### NHL HIGHS:

**Goals:** None

**Assists:** 2 (10/26/17; 6-3 W at TOR)

**Points:** 2 (10/26/17; 6-3 W at TOR)

**Penalty Min:** 2-8x (last: 4/2/19; 4-1 W at TOR)

**Goal Streak:** None

**Assist Streak:** None


**Point Streak:** None

## PERSONAL

Haydn is single and spends his summers in Calgary... His nickname is Fleurs... Haydn started skating at three years old and his father had the biggest influence on his career... His favorite team growing up was Edmonton and his favorite player was Drew Doughty... Haydn's favorite television show is White Collar and favorite movie is Batman... His favorite app is Twitter and biggest game-day habit is drinking a Pepsi... His favorite restaurant is Chipotle and favorite meal is pizza... He enjoys golf when he has time away from the rink and his favorite

sport to watch outside of hockey is golf... Haydn is on Twitter at @fleury96... His favorite team is the Toronto Raptors... Haydn's favorite holiday is Christmas and the person he would most like to meet is Tiger Woods... His favorite road city is New York City, favorite road arena is Madison Square Garden and favorite team to play against is the Toronto Maple Leafs... His most memorable hockey moment was playing for Team Canada at the 2016 World Junior Championship.





## 2018-19 SEASON

Completed his second NHL/Hurricanes season... Skated in 20 NHL games with Carolina, posting one assist... Missed 12 games due to injury... Registered 10 points (2g, 8a) in 28 AHL games with Charlotte... Made season debut vs. VAN (10/9)... Assigned to Charlotte (10/17)... Recalled from Charlotte (10/31)... Posted an assist vs. DET (11/10)... Logged a season-high 15:47 of ice time vs. CHI (11/12)... Reassigned to Charlotte (1/4)... Scored a goal at Hartford (1/26)... Scored a goal vs. Lehigh Valley (2/22)... Posted assists in four straight games from 3/24-3/30 (5a)... Recalled from Charlotte (4/1)... Made his NHL playoff debut in Game 1 of the Eastern Conference First Round at WSH (4/11)... Skated

in a playoff career-high 15:37 of ice time in Game 2 of the Eastern Conference Final at BOS (5/12)... Earned six points (2g, 4a) in 11 AHL playoff games as he helped the Charlotte Checkers capture the first Calder Cup in franchise history... Scored a goal in his first game of the 2019 AHL postseason in Game 1 of the Eastern Conference Finals vs. Toronto (5/17)... Scored a goal in Game 5 at Toronto (5/24)... Earned an assist on Morgan Geekie's series-clinching goal in double overtime of Game 6 vs. Toronto (5/26)... Earned an assist in Game 2 of the Calder Cup Finals vs. Chicago (6/2), extending his point streak to four games (5/24-6/2: 1g, 3a).

## CAREER

Entering his third NHL season with the Hurricanes... Selected by the Hurricanes in the first round (seventh overall) in the 2014 NHL Draft... Signed to a three-year, entry-level contract on 8/7/14... Totaled 134 points (30g, 104a) in 259 career Western Hockey League games with Red Deer... Had three points (1g, 2a) in five games for Western Canada at the 2013 World U-17 Challenge... Won a gold medal with Canada at the 2013 U-18 Ivan Hlinka Memorial Tournament... Was named Best Defenseman at the 2014 Under-18 World Championship, helping Canada capture bronze... Earned one assist in five games for Canada at the 2016 World Junior Championship... His brother, Cale, was selected by Montreal in the third round of the 2017 NHL Draft... Is the third player from Carlyle, Sask., (population 1,400) to reach the NHL (Brenden Morrow, Jim McKenzie)... Played Bantam and Midget AAA with Athol Murray College of Notre Dame in Wilcox, Sask. in 2010-11, scoring 26 points (7g, 19a) in 21 Bantam games... Other prominent Notre Dame alumni include Rod Brind'Amour, Brad Richards and Vincent Lecavalier... **2011-12:** Selected by Red Deer in the second round (43rd overall) of the 2011 WHL Bantam Draft... Began his WHL career with Red Deer in 2011-12, playing four games with the Rebels... Made his WHL debut vs. Prince Albert (12/11/11)... Spent most of the 2011-12 season with Notre Dame in the Saskatchewan Midget Hockey League, notching 21 points (6g, 15a) in 39 games for the Argos... Also played for Team Saskatchewan in the 2011 Western Canada U16 Challenge Cup... **2012-13:** Played his first full WHL season in 2012-13, ranking third among Rebels defensemen in scoring with 19 points (4g, 15a) in 66 games... Netted his first WHL goal at Swift Current (10/9/12)... Earned his first WHL assist at Calgary (10/13/12)... Had two assists in nine 2013 WHL playoff games for Red Deer, as the Rebels beat Prince Albert in five games before falling to Calgary... **2013-14:** Led Red Deer defensemen with 46 points (8g, 38a) in 70 games in 2013-14, while registering a team leading plus-15 rating... Set single-game career highs with three assists at Moose Jaw (10/4/13) and at Lethbridge (11/9/13)... **2014-15:** Was second among Red Deer defensemen in scoring with 28 points (6g, 22a) in 63 games in 2014-15... Totaled two points (1g, 1a) during the 2015 WHL playoffs, both of which came in Game 4 (4/2) of Red Deer's opening-round series loss to Medicine Hat... Joined Charlotte for the conclusion of the AHL season, and scored his first professional goal in his

AHL debut vs. Rockford (4/12/15)... **2015-16:** Led Red Deer defensemen in assists (29) and ranked second in goals (12) and points (41) during his final season of junior hockey in 2015-16... Led Red Deer defensemen in goals (4) and points (9) during the 2016 postseason... Named to Canadian Hockey League's 2016 Memorial Cup All-Star Team after finishing the tournament ranked second among all defensemen with five points (1g, 4a) for host Red Deer... **2016-17:** Led Checkers defensemen with seven goals and ranked second among team blueliners with 26 points during his first full professional season... Tied a team record with a plus-16 rating, ranking second among AHL rookie defensemen... Was tied for second on the team in power-play goals (4) and third in shots on goal (144)... Earned his first AHL/professional assist with his first point of the season vs. Grand Rapids (10/28)... Had an assist and was (+3) in a 5-4 win at Iowa (11/10)... Picked up the first multi-point game of his career with a goal and assist vs. Chicago (11/22)... Notched the first multi-goal game of his career with two tallies, including the eventual game winner, vs. Manitoba (12/13)... Posted season-best, four-game assist and point streaks from 2/19-2/28 (0g, 4a)... Had five points (2g, 3a) in six games from 3/17-3/26... Made his Calder Cup playoff debut during Charlotte's five-game series loss against Chicago... **2017-18:** Completed his first NHL season with Carolina... Registered eight assists in 67 games... Ranked seventh in the NHL among rookie defensemen in games played and shots (86)... Was one of six skaters to make his NHL debut with Carolina that season... Played in his first NHL game vs. MIN (10/7)... Led the team with five hits vs. CBJ (10/10)... Recorded his first NHL/Hurricanes point with two assists and earned a career-best plus/minus rating (+4) at TOR (10/26)... Registered a career-high 21:59 of ice time at CBJ (11/28)... Tallied a career-high four shots at CBJ (11/10)... Tallied four shots at PIT (1/23)... Assigned to Charlotte (AHL) and played in one game at Hartford (1/27)... Recalled to Carolina (1/28)... Was a healthy extra for 15 games... Re-assigned to Charlotte (AHL) at the conclusion of Carolina's season (4/7) and earned two points (1g, 1a) in two games... Recorded four points (2g, 2a) in eight AHL playoff games... Led Charlotte defensemen in playoff goals and ranked tied for first in points... Led the team in penalty minutes (14) during the postseason... Earned three points (2g, 1a) in Game 2 of the Checkers' first round series against Wilkes-Barre/Scranton (4/21).





# WARREN FOEGELE 13



Left Wing • Shoots Left

6'2" • 198 lbs.

4/1/96 • Markham, Ont.

Acquired: 2014 NHL Draft

2018-19 Team: Carolina (NHL)

Drafted: Carolina 2014 (3-67)

## CAREER STATS

YEAR	TEAM	LEAGUE	REGULAR SEASON					PLAYOFFS				
			GP	G	A	P	PIM	GP	G	A	P	PIM
2014-15	New Hampshire	H-East	34	5	11	16	26	–	–	–	–	–
2015-16	New Hampshire	H-East	5	0	1	1	4	–	–	–	–	–
	Kingston	OHL	52	13	35	48	44	9	8	2	10	12
2016-17	Kingston	OHL	28	11	20	31	20	–	–	–	–	–
	Erie	OHL	33	16	16	32	20	22	13	13	26	25
<b>2017-18</b>	<b>Carolina</b>	<b>NHL</b>	<b>2</b>	<b>2</b>	<b>1</b>	<b>3</b>	<b>0</b>	–	–	–	–	–
	Charlotte	AHL	73	28	18	46	40	8	0	3	3	12
<b>2018-19</b>	<b>Carolina</b>	<b>NHL</b>	<b>77</b>	<b>10</b>	<b>5</b>	<b>15</b>	<b>20</b>	<b>15</b>	<b>5</b>	<b>4</b>	<b>9</b>	<b>6</b>
<b>Hurricanes/NHL Totals (2 seasons)</b>			<b>79</b>	<b>12</b>	<b>6</b>	<b>18</b>	<b>20</b>	<b>15</b>	<b>5</b>	<b>4</b>	<b>9</b>	<b>6</b>

- June 28, 2014—Selected by the Carolina Hurricanes in the 2014 NHL Draft. Third round, 67th overall.
- March 31, 2017—Signed a three-year, entry-level contract with the Carolina Hurricanes.

## HIGHLIGHTS

### NHL FIRSTS:

**Game:** 3/26/18; 4-1 W vs. OTT

**Point:** 3/26/18; 4-1 W vs. OTT (goal)

**Goal:** 3/26/18; 4-1 W vs. OTT (Anderson)

### SHOOTOUTS:

0 attempts, 0 goals

0 game-deciding goals

### NHL HIGHS:

**Goals:** 2 (10/7/18; 8-5 W vs. NYR)

**Assists:** 1-5x (last: 3/23/19; 3-0 W at DAL)

**Points:** 3 (10/7/18; 8-5 W vs. NYR)

**Penalty Min:** 2-10x (last: 3/23/19; 5-1 W vs. MIN)

**Goal Streak:** 2-2x (last: 4/4/19-4/6/19; 2g)

**Assist Streak:** None

**Point Streak:** 2-3x (last: 4/4/19-4/6/19; 2g)

## PERSONAL

Warren is single and spends his summers in Toronto... His nickname is Foegs... Warren started playing hockey at the age of four and his parents were the biggest influence on his career... The best advice he's ever been given is "believe in yourself"... His favorite player growing up was Brad Richards and his favorite team was the Toronto Maple Leafs... His favorite TV show is Ballers and his favorite actor is Christian Bale... Warren's favorite musician is Kane Brown... His favorite food is chicken and sweet potatoes and his favorite restaurant is Ocean

Prime... Warren's favorite sport other than hockey is basketball, his favorite team is the Toronto Raptors, his favorite video game is NBA 2K and the person he'd most like to meet is LeBron James... His favorite road city is Las Vegas, his favorite road arena is Bell Centre in Montreal and his favorite team to play against is the Toronto Maple Leafs... His most memorable hockey moment was scoring his first goal and hitting a home run during a Storm Surge celebration during the 2018-19 season.



## 2018-19 SEASON

Completed his second NHL/Hurricanes season... Registered 15 points (10g, 5a) in 79 games... Posted three points (2g, 1a) vs. NYR (10/7)... Became the fastest player in franchise history to score his fifth NHL goal, reaching the mark in his sixth career game vs. VAN (10/9)... Logged a season-high 20:56 of ice time vs. SJ (10/26)... Scored game-winning goal vs. ARI (12/16)... Scored the game-winning goal at PHI (1/3)... Recorded points in back-to-back games from 1/18-1/20 (1g, 1a)... Scored the game-winning goal at NYR (2/8)... Scored a goal in back-to-back games to close out the regular season from 4/4-4/6 (2g)... Recorded nine points (5g, 4a) in 15 playoff games, ranking first among NHL rookies in playoff points... Tied Erik Cole for the most points in a postseason by a rookie in franchise history... Made his NHL playoff debut in Game 1 of the Eastern Conference First Round at WSH (4/11)... Earned his first postseason point with an assist in Game 2 at WSH (4/13)... Recorded three points (2g, 1a), including his first career postseason goals, in Game 3 vs. WSH (4/15)... Became the third rookie in franchise history (Erik Cole, Brad Shaw) to earn three

points in a playoff game... Scored a goal 17 seconds into the first period in Game 4 vs. WSH (4/18), marking the fastest goal to open a game and period in franchise playoff history... Became the fifth Hurricanes/Whalers rookie to score a goal in consecutive games within a postseason (Scott Young, Todd Krygier, Brad Shaw, Erik Cole)... Also became the sixth rookie in NHL history to score in the opening 20 seconds of a playoff game (Norm Johnson, Sergio Momesso, John Bryce, Darryl Sydor, Peter Regin)... Scored a goal in Game 6 vs. WSH (4/22)... Scored a goal at 0:17 of the third period in Game 2 at NYI (4/28), tying his own franchise playoff record for the fastest period-opening goal... Earned an assist in Game 4 vs. NYI (5/3), tying Erik Cole (9) for the most points in a postseason by a rookie in franchise history... **Longest goal streak:** 2 games-2x (last: 4/4-4/6: 2g)... **Longest point streak:** 2 games-3x (last: 4/4-4/6: 2g)... **Multi-goal games:** 1 (10/7 vs. NYR: 2g, 1a)... **Multi-point games:** 1 (10/7 vs. NYR: 2g, 1a).

## CAREER

Entering his third NHL season with the Hurricanes... Selected by Carolina in the third round (67th overall) of the 2014 NHL Draft... Signed a three-year, entry-level contract on 3/31/17... Earned 111 points (40g, 71a) in 113 career games for Kingston and Erie of the Ontario Hockey League (OHL)... Also attended the University of New Hampshire, where he was teammates with Hurricanes defenseman Brett Pesce in 2014-15... Totaled 95 goals and 85 assists (180 points) in 118 career varsity games over three seasons for Canadian prep school St. Andrew's College... **2011-12:** Played for his hometown Markham Waxers AAA team in 2011-12, totaling 18 points (10g, 8a) in 28 games... Also made his varsity debut for St. Andrew's College in 2011-12, appearing in eight games, including two playoff games, and earning one assist... **2012-13:** Named a CISAA All-Star in 2012-13 after totaling 37 goals and 36 assists (73 points) in 58 games for St. Andrew's... **2013-14:** Led St. Andrew's with 58 goals, 49 assists and 107 points in 52 games as the Saints captured the MacPherson Tournament, MPHL and CISAA championships... Named a CISAA All-Star for the second consecutive season and selected as team MVP in 2013-14... **2014-15:** Played in 34 of New Hampshire's 40 games, totaling 16 points (5g, 11a)... **2015-16:** Spent most of the season with Kingston (OHL), earning 48 points (13g, 35a) in 52 games... Played five games for the University of New Hampshire prior to joining the Frontenacs... Led Kingston in plus/minus (+32)... Ranked tied for fourth among Kingston skaters in assists and was fifth in scoring... Led Kingston and ranked tied for eighth in the league in 2016 playoff goals (8)... **2016-17:** Split the season between Kingston and Erie (OHL)... Established OHL career highs in goals (27), assists (36) and points (63)... Notched 16 goals and 16 assists (32 points) in 33 games for Erie... His combined 27 goals ranked third among Otters skaters for the season... Tallied 14 multi-point games... Recorded 26 points (13g, 13a) in 22 playoff games with Erie as the Otters defeated the Mississauga Steelheads in five games to win the 2017 J. Ross Robertson Cup as the OHL champions... Was named the Most Valuable Player of the 2017 OHL Playoffs and was the recipient of the Wayne Gretzky '99' Award... Became just the third Otters player to win the award, joining

Connor McDavid (2015) and Brad Boyes (2002)... Collected eight points (5g, 3a) in the Rogers OHL Championship Series... Earned seven multi-point games during the 2017 OHL Playoffs... Scored the game-winning goal in overtime and added an assist in Game 7 of Erie's second-round series against London (4/18)... Scored a shorthanded, game-winning goal in Game 4 of the Western Conference Final against Owen Sound (4/26)... Recorded a hat trick and earned five points (3g, 2a) in Game 4 of the 2017 OHL Championship Series vs. Mississauga (5/10)... Earned seven points (2g, 5a) in five games at the 2017 Mastercard Memorial Cup and tallied a point in all five games... Scored a power-play goal in the Memorial Cup Final (5/28) as the Otters fell to the Windsor Spitfires (OHL) 4-3... **2017-18:** Registered 46 points (28g, 18a) in 73 AHL games with Charlotte... Led the team in shorthanded goals (4) and game-winning goals (9)... Ranked second on the team in goals and shots (160), third in plus/minus (+22) and fifth in points... Ranked first among AHL rookies in game-winning goals, tied for first in shorthanded goals, second in goals, fifth in plus/minus and eighth in points... Posted 14 multi-point games... Represented the Atlantic Division at the 2018 AHL All-Star Classic... Scored two goals in his AHL debut at Hartford (10/6)... Scored two goals at Wilkes-Barre/Scranton (10/7)... Named the CCM/AHL Player of the Week (10/10)... Earned three points vs. Providence (11/25)... Recorded his first career hat trick vs. Springfield (12/1)... Recorded three points (2g, 1a) vs. Laval (12/17)... Registered three points vs. Bridgeport (1/16)... Recalled from Charlotte (3/25)... Recorded two points (1g, 1a) in his NHL debut vs. OTT (3/26), becoming the fifth player in franchise history to record a multi-point game in his League debut and the 21st player in franchise history (since 1979) to score a goal in his NHL debut... Scored a goal at NJ (3/27)... Assigned to Charlotte (3/28)... Scored two goals at Bridgeport (4/15)... Earned three assists in eight AHL playoff games with Charlotte... Ranked second on the team in penalty minutes (12)... Made his AHL playoff debut in Game 1 of Charlotte's first-round series against Wilkes-Barre/Scranton (4/20)... Earned his first AHL playoff point with an assist in Game 2 against Wilkes-Barre/Scranton (4/21).



# GUSTAV FORSLING 42



Defenseman • Shoots Left

6'2" • 191 lbs.

6/12/96 • Linkoping, Sweden

Acquired: 6/24/19, Trade with Chicago

2018-19 Teams: Chicago (NHL), Rockford (AHL)

Drafted: Vancouver 2014 (5-126)

## CAREER STATS

YEAR	TEAM	LEAGUE	REGULAR SEASON					PLAYOFFS				
			GP	G	A	P	PIM	GP	G	A	P	PIM
2012-13	Linkoping U20	Sweden-Jr.	14	0	1	1	8	1	0	0	0	0
2013-14	Linkoping U20	Sweden-Jr.	44	6	12	18	36	2	1	3	4	2
2014-15	Linkoping	SHL	38	3	3	6	8	–	–	–	–	–
2015-16	Linkoping	SHL	48	6	15	21	4	6	1	2	3	4
<b>2016-17</b>	<b>Chicago</b>	<b>NHL</b>	<b>38</b>	<b>2</b>	<b>3</b>	<b>5</b>	<b>4</b>	–	–	–	–	–
	Rockford	AHL	30	1	7	8	12	–	–	–	–	–
<b>2017-18</b>	<b>Chicago</b>	<b>NHL</b>	<b>41</b>	<b>3</b>	<b>10</b>	<b>13</b>	<b>8</b>	–	–	–	–	–
	Rockford	AHL	18	2	3	5	6	13	1	4	5	6
<b>2018-19</b>	<b>Chicago</b>	<b>NHL</b>	<b>43</b>	<b>3</b>	<b>6</b>	<b>9</b>	<b>30</b>	–	–	–	–	–
	Rockford	AHL	5	0	2	2	2	–	–	–	–	–
<b>NHL Totals (3 seasons)</b>			<b>122</b>	<b>8</b>	<b>19</b>	<b>27</b>	<b>42</b>	–	–	–	–	–

- June 28, 2014—Selected by the Vancouver Canucks in the 2014 NHL Draft. Fifth round, 126th overall.
- January 29, 2015—Acquired by the Chicago Blackhawks from the Vancouver Canucks in exchange for Adam Clendening.
- June 24, 2019—Acquired by the Carolina Hurricanes from the Chicago Blackhawks along with Anton Forsberg in exchange for Calvin de Haan and Aleksii Saarela.

## HIGHLIGHTS

### NHL FIRSTS:

**Game:** 10/12/16; 5-2 L vs. STL

**Point:** 10/21/16; 3-2 L at CBJ (assist)

**Goal:** 11/13/16; 3-2 W vs. MTL (Montoya)

### SHOOTOUTS:

0 attempts, 0 goals

0 game-deciding goals

### NHL HIGHS:

**Goals:** 1-8x (last: 2/18/19; 8-7 W vs. OTT)

**Assists:** 2-2x (last: 11/24/18; 5-4 W at FLA)

**Points:** 3 (12/8/17; 3-2 W vs. BUF)

**Penalty Min:** 4 (12/29/18; 3-2 W at COL)

**Goal Streak:** None


**Assist Streak:** 3 (10/5/17-10/9/17; 0g, 3a)

**Point Streak:** 3-2x (last: 10/5/17-10/9/17; 0g, 3a)

## PERSONAL

Gustav is single and spends his summers in Sweden... His nicknames are Gus, Fors or Forsy... Gustav started playing hockey when he was seven years old and the biggest influences on his career were his brothers... The best advice he's ever been given is "do your best"... His favorite hockey player growing up was Magnus Johansson and his favorite team was Linkopings HC of the Swedish Hockey League (SHL)... Gustav's favorite TV show is Entourage and his favorite movies are Harry Potter and Lord of the Rings... His favorite actor is John Krasinski and his favorite musician is The Lumineers... Gustav's favorite activity away from the

rink is fishing... His Twitter username is @gforsling and his Instagram username is @gustavforsling... Gustav's favorite video game is Fortnite and his favorite food is pizza... His favorite sport other than hockey is UFC and the person he'd most like to meet is Conor McGregor... Gustav's favorite road city is Chicago and his favorite road arena is United Center in Chicago... His most memorable hockey moment was his first NHL game and his favorite part about playing in the NHL is "playing against the best players in the world."



## 2018-19 SEASON

Completed his third NHL season... Posted nine points (3g, 6a) in 43 NHL games with Chicago... Set a new career high in games played and tied his career high in goals... Began the season with Rockford (AHL), tallying two assists in five games... Recalled from Rockford on 11/13... Made NHL season debut vs. STL (11/14)... Posted assists in back-to-back games vs. LA (11/16) and vs. MIN (11/18)... Recorded two assists at FLA (11/24)... Scored a goal vs. VGK (11/27)...


Logged a career-high 28:49 of ice time at NSH (12/1)... Scored a goal vs. NSH (12/18)... Played 100th career NHL game at MIN (2/2)... Scored a goal vs. OTT (2/18)... **Longest assist streak:** 2 games (11/16-11/18: 0g, 2a)... **Longest point streak:** 2 games-2x (last: 11/24-11/27; 1g, 2a)... **Multi-assist games:** 1 (11/24 at FLA: 0g, 2a)... **Multi-point games:** 1 (11/24 at FLA: 0g, 2a).

## CAREER

Entering his fourth NHL season and first with the Hurricanes... Acquired by the Hurricanes from the Chicago Blackhawks on 6/24/19 along with Anton Forsberg in exchange for Calvin de Haan and Aleksii Saarela... Has represented Sweden at the 2014 IIHF Under-18 World Championship as well as the 2015 and 2016 IIHF World Junior Championships... **2012-13:** Made his SuperElit debut, posting one assist in 14 regular season games and also appearing in a playoff game for Linköping U20... **2013-14:** Skated in 44 of 45 possible regular season games for Linköping U20, registering 18 points (6g, 12a)... Added four points (1g, 3a) in a pair of playoff games... Represented Sweden at the 2014 IIHF Under-18 World Championship, posting five points (4g, 1a) in seven games... **2014-15:** Made his Swedish Hockey League debut, playing 38 games for Linköping and recording six points (3g, 3a)... Represented Sweden at the 2015 IIHF World Junior Championship, registering eight points (3g, 5a) in seven games and leading all tournament defensemen in goals, assists and points... **2015-16:** Posted 21 points (6g, 15a) in 48 SHL games with Linköping, adding three points (1g, 2a) in six playoff games... Represented Sweden at the 2016 IIHF World Junior Championship, tallying three points (2g, 1a) in six games... **2016-17:** Split the season between Chicago (NHL) and Rockford

(AHL)... Posted five points (2g, 3a) in 38 NHL games and eight points (1g, 7a) in 30 AHL games... Made NHL debut vs. STL (10/12)... Recorded first career NHL point with an assist at CBJ (10/21)... Logged a season-high 23:18 of ice time vs. TOR (10/22)... Posted a three-game point streak from 11/9-11/13 (1g, 2a)... Scored first career NHL goal vs. MTL (11/13)... Assigned to Rockford (1/6)... Made AHL debut at Chicago (1/6)... Scored first career AHL goal at San Antonio (1/22)... Posted a four-game AHL point streak from 1/22-1/28 (1g, 3a)... Recalled from Rockford (1/29)... Scored a goal at DAL (2/4)... Reassigned to Rockford (2/12)... Recalled from Rockford (4/5)... **2017-18:** Registered 13 points (3g, 10a) in 41 NHL games with Chicago and posted five points (2g, 3a) in 18 AHL games with Rockford... Opened the season in Chicago with a three-game assist streak from 10/5-10/9 (3a)... Posted first career multi-point game (1g, 1a) at CAR (11/11)... Logged a season-high 26:59 of ice time vs. DAL (11/30)... Recorded a career-high three points (1g, 2a) including the game-winning goal vs. BUF (12/8)... Assigned to Rockford (1/21)... Scored a goal in his first AHL game of the season vs. Bakersfield (1/23).





# JAKE GARDINER 51



Defenseman • Shoots Left

6'2" • 195 lbs.

7/4/90 • Minnetonka, Minn.

Acquired: 9/6/19, Signed as a free agent

2018-19 Team: Toronto (NHL)

Drafted: Anaheim 2008 (1-17)

## CAREER STATS

YEAR	TEAM	LEAGUE	REGULAR SEASON					PLAYOFFS				
			GP	G	A	P	PIM	GP	G	A	P	PIM
2008-09	Wisconsin	WCHA	39	3	18	21	18	-	-	-	-	-
2009-10	Wisconsin	WCHA	41	6	7	13	20	-	-	-	-	-
2010-11	Wisconsin	WCHA	41	10	31	41	24	-	-	-	-	-
	Toronto	AHL	10	0	3	3	4	-	-	-	-	-
2011-12	Toronto	NHL	75	7	23	30	18	-	-	-	-	-
	Toronto	AHL	4	0	2	2	2	17	2	9	11	10
2012-13	Toronto	NHL	12	0	4	4	0	6	1	4	5	0
	Toronto	AHL	43	10	21	31	12	-	-	-	-	-
2013-14	Toronto	NHL	80	10	21	31	19	-	-	-	-	-
2014-15	Toronto	NHL	79	4	20	24	24	-	-	-	-	-
2015-16	Toronto	NHL	79	7	24	31	32	-	-	-	-	-
2016-17	Toronto	NHL	82	9	34	43	34	6	1	2	3	4
2017-18	Toronto	NHL	82	5	47	52	32	7	0	2	2	2
2018-19	Toronto	NHL	62	3	27	30	26	7	0	2	2	0
<b>NHL Totals (8 seasons)</b>			<b>551</b>	<b>45</b>	<b>200</b>	<b>245</b>	<b>185</b>	<b>26</b>	<b>2</b>	<b>10</b>	<b>12</b>	<b>6</b>

- June 20, 2008—Selected by the Anaheim Ducks in the 2008 NHL Draft. First round, 17th overall.
- Feb. 9, 2011—Acquired by the Toronto Maple Leafs from the Anaheim Ducks along with Joffrey Lupul and a fourth-round pick in the 2013 NHL Draft (Fredrik Bergvik) in exchange for Francois Beauchemin.
- Sept. 6, 2019—Signed by the Carolina Hurricanes as a free agent.

## HIGHLIGHTS

### NHL FIRSTS:

- Game:** 10/6/11; 2-0 W vs. MTL
- Point:** 10/20/11; 6-2 L at BOS (assist)
- Goal:** 1/24/12; 4-3 W at NYI (Montoya)

### SHOOTOUTS:

- 0 attempts, 0 goals
- 0 game-deciding goals

### NHL HIGHS:

- Goals:** 2 (3/11/14; 6-2 L at SJ)
- Assists:** 4 (12/21/15; 7-4 W at COL)
- Points:** 4 (12/21/15; 7-4 W at COL)
- Penalty Min:** 8 (11/22/11; 7-1 W at TB)
- Goal Streak:** 2-5x (last: 2/19/17-2/21/17; 2g, 3a)
- Assist Streak:** 6 (1/18/18-1/31/18; 10a)
- Point Streak:** 6 (1/18/18-1/31/18; 10a)

## PERSONAL

Jake and his wife, Lucy, have a son named Henry... He and his family spend their summers in Minnesota... Jake's nickname is Gards... His brother, Max, was drafted in the third round of the 2010 NHL Draft by St. Louis and played three seasons of college hockey at Penn State... Jake started playing hockey at age four and the biggest influence on his career was his father... His favorite player growing up was Joe Sakic and his favorite team was the Colorado Avalanche... Jake's favorite TV show is Game of Thrones and his favorite movie is Happy Gilmore... His favorite actors are Will Ferrell and Adam Sandler and his favorite musician is Kenny Chesney... Jake's favorite vacation destination is the Bahamas

and his favorite activity away from the rink is golf... His favorite food is Mexican and his favorite restaurant is Chipotle... Jake's Twitter and Instagram username is @jgardiner272... His biggest talent other than hockey is dancing... Jake's favorite sports team is the Green Bay Packers and his favorite athlete is Tiger Woods... His favorite road city is St. Paul, his favorite road arena is Bell MTS Place in Winnipeg and his favorite team to play against is the Toronto Maple Leafs... Jake's most memorable hockey moment was winning the 2010 World Junior Championship with the United States.



## 2018-19 SEASON

Completed his eighth NHL season... Tallied 30 points (3g, 27a) in 62 NHL games with Toronto... Finished second among Maple Leafs defensemen in assists, points and average time on ice (21:13)... Missed 20 games due to injury... Posted two assists vs. LA (10/15)... Scored a goal in his 500th career NHL game vs. WPG (10/27)... Registered a five-game assist streak from 12/1-12/11 (1g, 7a)... Recorded two points (1g, 1a) at BUF (12/4)... Tallied two assists vs. DET (12/6)... Posted two assists at BOS (12/8)... Recorded two assists at FLA (12/15)... Registered

two assists vs. PIT (2/2)... Earned 200th career NHL assist vs. BUF (2/25)... Logged a season-high 26:35 of ice time at MTL (4/6)... Posted two assists in seven playoff games... **Longest assist streak:** 5 games (12/1-12/11; 1g, 7a)... **Longest point streak:** 5 games (12/1-12/11; 1g, 7a)... **Multi-assist games:** 5 (last: 2/2 vs. PIT: 2a)... **Multi-point games:** 6 (last: 2/2 vs. PIT: 2a).

## CAREER

Entering his ninth NHL season and first with the Hurricanes... Signed as a free agent with Carolina to a four-year deal on 9/6/19... Has represented the United States at the 2010 IIHF World Junior Championship and the 2014 and 2015 IIHF World Championships, winning gold in 2010 and bronze in 2015... **2008-09:** Recorded 21 points (3g, 18a) in 39 NCAA games during his freshman season at Wisconsin... Ranked second among rookie WCHA defensemen in points... Named to WCHA All-Rookie Team... Registered an assist in collegiate debut at Boston College (10/10)... Posted three assists at Denver (10/17)... Scored first career collegiate goal vs. Alabama-Huntsville (12/27)... Tallied two assists vs. Northern Michigan (1/3)... Earned two assists at Minnesota (2/7)... Recorded three points (1g, 2a) vs. Minnesota State (3/13)... **2009-10:** Posted 13 points (6g, 7a) in 41 NCAA games during his sophomore season at Wisconsin... Helped the Badgers advance to the Division I National Championship Game... Led team in plus/minus rating (plus-25)... Tallied two points (1g, 1a) at Minnesota-Duluth (1/29)... Recorded two points (1g, 1a) in NCAA Regional Final vs. St. Cloud State (3/27)... **2010-11:** Registered 41 points (10g, 31a) in 41 NCAA games during his third and final season at Wisconsin... Finished tied for the team lead in assists and ranked third on the team in points... Ranked second among all Division I defensemen in points and fourth in goals... Registered 10 multi-point games... Named AHCA Second-Team All-American and Second Team All-WCHA... Tallied three points (1g, 2a) vs. Alabama-Huntsville (10/15)... Posted three assists vs. Michigan Tech (10/29)... Registered a six-game assist streak from 11/13-12/3 (2g, 8a)... Recorded three points (2g, 1a) vs. Michigan (11/26)... Tallied three assists vs. Michigan State (11/27)... Played 100th career collegiate game vs. Bemidji State (12/11)... Posted three points (1g, 2a) vs. Canisius (1/8)... Draft rights traded to Toronto (2/11)... Registered a five-game point streak from 2/11-2/25 (2g, 5a)... Signed AHL ATO with Toronto (3/15)... Recorded three assists in 10 AHL games... Made AHL debut at Syracuse (3/18)... Earned first career AHL point with an assist at Grand Rapids (3/23)... **2011-12:** Posted 30 points (7g, 23a) in 75 NHL games during his rookie season with the Maple Leafs... Finished sixth in Calder Trophy voting... Ranked second among Toronto defensemen in goals, assists and points... Added two assists in four AHL games with the Marlies... Began the season in the NHL... Made NHL debut vs. MTL (10/6)... Recorded first career NHL point with an assist at BOS (10/20)... Tallied two assists at TB (11/22)... Logged a season-high 28:34 of ice time at DAL (11/25)... Assigned to AHL (1/14)... Recalled to NHL (1/15)... Scored first career NHL goal and added an assist at NYI (1/24)... Scored first career power play goal at EDM (2/15)... Posted two assists at OTT (3/17)... Registered two points (1g, 1a) vs. TB (4/5)... Reassigned to AHL (4/7)... Recorded 11 points (2g, 9a) in 17 AHL playoff games... Posted an assist in AHL playoff debut vs. Rochester (4/19)... Tallied two assists vs. Abbotsford (5/3)... Scored first career AHL playoff goal at Abbotsford (5/9)... Registered a five-game assist streak from 5/21-6/2 (5a)... **2012-13:** Posted 31 points (10g, 21a) in 43 AHL games with the Marlies and tallied four assists in 12 NHL games with the Maple Leafs... Led all Marlies defensemen in goals... Began the season in the AHL... Scored first career AHL regular season goal and added an assist vs. Rochester (10/13)... Earned two assists vs. Hamilton (11/17)... Scored two goals vs. Lake Erie (12/2)... Posted three points (2g, 1a) vs. Rochester (12/8)... Recalled to NHL (1/13)... Reassigned to AHL (1/25)... Registered two assists vs. Chicago (2/9)... Tallied three points (1g, 2a) vs. St. John's (2/24)...

Recorded two assists vs. Syracuse (3/6)... Posted two assists vs. Peoria (3/10)... Recalled to NHL (3/20)... Logged a season-high 24:16 of ice time at BUF (3/21)... Tallied two assists vs. NYI (4/18)... Added five points (1g, 4a) in six NHL playoff games... Earned an assist in NHL playoff debut in Game 2 of Eastern Conference Quarterfinal series at BOS (5/4)... Scored first career NHL playoff goal in Game 3 vs. BOS (5/6)... Tallied two assists in Game 4 vs. BOS (5/8)... **2013-14:** Recorded 31 points (10g, 21a) in 80 NHL games with Toronto... Led all Maple Leafs defensemen in goals and finished tied for second among team blueliners in points... Played 100th career NHL game at EDM (10/29)... Took a season-high seven shots at BOS (11/9)... Posted a four-game point streak from 12/5-12/11 (1g, 3a)... Scored first career NHL game-winning goal at COL (1/21)... Logged a season-high 26:21 of ice time and scored two goals, including his first career NHL shorthanded goal at SJ (3/11)... Tallied a four-game assist streak from 3/23-3/29 (6a)... Posted two assists vs. STL (3/25)... Recorded two assists vs. DET (3/29)... Earned two assists at FLA (4/10)... **2014-15:** Registered 24 points (4g, 20a) in 79 NHL games with Toronto... Tallied two assists vs. WSH (11/29)... Played 200th career NHL game at FLA (12/28)... Posted two assists at OTT (1/21)... Logged a season-high 26:49 of ice time at NJ (1/28)... Recorded two assists vs. EDM (2/7)... Registered two assists at CGY (3/13)... **2015-16:** Tallied 31 points (7g, 24a) in 79 NHL games with Toronto... Finished second among team defensemen in goals, assists and points... Posted two points (1g, 1a) at DAL (11/10)... Recorded a career-high four assists at COL (12/21)... Earned 100th career NHL point with an assist vs. NYI (12/29)... Tallied two assists at VAN (2/13)... Played 300th career NHL game vs. PHI (2/20)... Logged a season-high 27:59 of ice time vs. NYI (3/9)... Registered two assists vs. CGY (3/21)... Posted two assists at FLA (3/29)... **2016-17:** Posted 43 points (9g, 34a) in 82 NHL games with Toronto... Appeared in every game for the first time in his NHL career... Set a career high in goals... Led all Maple Leafs defensemen in goals, assists and points... Took a season-high six shots vs. MIN (12/7)... Registered a five-game point streak from 12/10-12/17 (2g, 3a)... Earned 100th career NHL assist at ARI (12/15)... Posted two assists at COL (12/22)... Earned two assists in Centennial Classic vs. DET (1/1)... Logged a career-high 29:24 of ice time vs. BUF (1/17)... Recorded three points (1g, 2a) at CAR (2/19)... Tallied two assists at CBJ (3/22)... Played 400th career NHL game vs. FLA (3/28)... Registered two assists at NSH (3/30)... Posted two assists vs. PIT (4/8)... Added three points (1g, 2a) in six playoff games... Scored a goal in Game 1 of Eastern Conference First Round at WSH (4/13)... **2017-18:** Tallied a career-high 52 points (5g, 47a) in 82 NHL games with Toronto... Appeared in every game for the second straight season... Led team defensemen in assists and finished tied for the lead among team defensemen in points... Recorded 10 multi-point games... Posted two assists at CAR (11/24)... Tallied two assists at EDM (11/30)... Logged a season-high 28:07 of ice time vs. OTT (1/10)... Registered a career-best six-game assist streak from 1/18-1/31 (10a)... Posted three assists at OTT (1/20)... Earned three assists at DAL (1/25)... Tallied three assists vs. ANA (2/5)... Registered an assist in five straight games from 2/18-2/26 (5a)... Recorded an assist for his 200th career NHL point vs. FLA (2/20)... Posted a five-game assist streak from 3/26-4/2 (6a)... Tallied two assists at NYI (3/30)... Registered two assists vs. MTL (4/7)... Added two assists in seven NHL playoff games.



# DOUGIE HAMILTON 19



Defenseman • Shoots Right

6'6" • 227 lbs.

6/17/93 • Toronto, Ont.

Acquired: 6/23/18, Trade with Calgary

2018-19 Team: Carolina (NHL)

Drafted: Boston 2011 (1-9)

## CAREER STATS

YEAR	TEAM	LEAGUE	REGULAR SEASON					PLAYOFFS				
			GP	G	A	P	PIM	GP	G	A	P	PIM
2009-10	Niagara	OHL	64	3	13	16	34	5	0	1	1	4
2010-11	Niagara	OHL	67	12	46	58	77	14	4	12	16	16
2011-12	Niagara	OHL	50	17	55	72	47	20	5	18	23	16
<b>2012-13</b>	<b>Boston</b>	<b>NHL</b>	<b>42</b>	<b>5</b>	<b>11</b>	<b>16</b>	<b>14</b>	<b>7</b>	<b>0</b>	<b>3</b>	<b>3</b>	<b>0</b>
	Niagara	OHL	32	8	33	41	32	–	–	–	–	–
<b>2013-14</b>	<b>Boston</b>	<b>NHL</b>	<b>64</b>	<b>7</b>	<b>18</b>	<b>25</b>	<b>40</b>	<b>12</b>	<b>2</b>	<b>5</b>	<b>7</b>	<b>14</b>
<b>2014-15</b>	<b>Boston</b>	<b>NHL</b>	<b>72</b>	<b>10</b>	<b>32</b>	<b>42</b>	<b>41</b>	–	–	–	–	–
<b>2015-16</b>	<b>Calgary</b>	<b>NHL</b>	<b>82</b>	<b>12</b>	<b>31</b>	<b>43</b>	<b>46</b>	–	–	–	–	–
<b>2016-17</b>	<b>Calgary</b>	<b>NHL</b>	<b>81</b>	<b>13</b>	<b>37</b>	<b>50</b>	<b>64</b>	<b>4</b>	<b>0</b>	<b>1</b>	<b>1</b>	<b>8</b>
<b>2017-18</b>	<b>Calgary</b>	<b>NHL</b>	<b>82</b>	<b>17</b>	<b>27</b>	<b>44</b>	<b>64</b>	–	–	–	–	–
<b>2018-19</b>	<b>Carolina</b>	<b>NHL</b>	<b>82</b>	<b>18</b>	<b>21</b>	<b>39</b>	<b>54</b>	<b>15</b>	<b>3</b>	<b>4</b>	<b>7</b>	<b>10</b>
<b>Hurricanes Totals (1 season)</b>			<b>82</b>	<b>18</b>	<b>21</b>	<b>39</b>	<b>54</b>	<b>15</b>	<b>3</b>	<b>4</b>	<b>7</b>	<b>10</b>
<b>NHL Totals (7 seasons)</b>			<b>505</b>	<b>82</b>	<b>177</b>	<b>259</b>	<b>323</b>	<b>38</b>	<b>5</b>	<b>13</b>	<b>18</b>	<b>32</b>

- June 24, 2011—Selected by the Boston Bruins in the 2011 NHL Draft. First round, ninth overall.
- June 26, 2015—Acquired by the Calgary Flames from the Boston Bruins in exchange for a first-round selection in the 2015 NHL Draft (Zach Senyshyn) and two second-round selections in the 2015 NHL Draft (Jeremy Lauzon, Jakob Forsbacka-Karlsson).
- June 23, 2018—Acquired by the Carolina Hurricanes from the Calgary Flames along with Micheal Ferland and Adam Fox in exchange for Noah Hanifin and Elias Lindholm.

## HIGHLIGHTS

### NHL FIRSTS:

**Game:** 1/19/13; 3-1 W vs. NYR

**Point:** 1/23/13; 4-3 OTL at NYR (assist)

**Goal:** 2/15/13; 4-2 L at BUF (Miller)

### SHOOTOUTS:

3 attempts, 2 goals (66.7%)

1 game-deciding goal

### NHL HIGHS:

**Goals:** 3 (2/17/18; 6-3 L vs. FLA)

**Assists:** 3-4x (last: 3/11/17; 3-0 W at WPG)

**Points:** 3-13x (last: 2/26/19; 6-1 W vs. LA)

**Penalty Min:** 10-2x (last: 2/26/19; 6-1 W vs. LA)

**Goal Streak:** 3 (1/3/19-1/6/19; 3g, 1a)

**Assist Streak:** 3-8x (last: 1/25/18-2/1/18; 0g, 4a)

**Point Streak:** 5-2x (last: 1/3/19-1/10/19; 3g, 3a)

## PERSONAL

Dougie's mother, Lynn, and father, Doug, both represented Canada at the Summer Olympics... Lynn played basketball at the Games in 1984, and Doug competed in rowing in 1984 and 1988, winning a bronze medal in 1984... His brother, Freddie, has played 75 NHL games for San Jose, Colorado, Calgary and Arizona... Dougie and Freddie have been teammates at both the OHL and NHL level, playing together for Niagara (2009-12) and Calgary (2015-18)... Dougie spends his offseasons in St. Catherine's, Ont... He began playing hockey at the age of 4 and his favorite player growing up was Alex Ovechkin... Dougie's biggest influence is

his older brother, Freddie, and the best advice he has been given during his career is "believe in yourself"... His favorite app is Snapchat and his favorite musical group is Mumford and Sons... His favorite food is grilled cheese and his favorite restaurant is Mike's Pastry... His favorite holiday is Christmas and favorite sport other than hockey is basketball... Dougie's favorite athlete and person he would most like to meet is Steph Curry... If he was not playing hockey, he would most likely be working in business... His favorite road city is Toronto and his biggest superstition is keeping the same routine.





## 2018-19 SEASON

Completed his seventh NHL season and first with Carolina... Led Hurricanes defensemen in goals (18) and points (39)... Finished second among NHL defensemen in goals... Skated in all 82 games for the second straight season and third time in his career... Took a team-high 259 shots on goal... Recorded at least one shot on goal in every game for the third straight season, extending his streak to 247 consecutive games with at least one shot on goal, which is the longest active streak in the NHL... Set career highs in goals and hits (160)... Made Hurricanes debut and earned first Hurricanes point with an assist vs. NYI (10/4)... Logged a season-high 23:10 of ice time at MIN (10/13)... Scored first Hurricanes goal vs. SJ (10/26)... Notched first Hurricanes multi-point game (1g, 1a) at PHI (1/3)... Posted a three-game goal streak from 1/3-1/6 (3g, 1a) and a five game point streak from 1/3-1/10 (3g, 3a)... Scored a goal in his return to CGY (1/22)... Tallied two points (1g, 1a) at VAN (1/23)... Recorded two points (1g, 1a) vs. CGY (2/3)... Posted three points (2g, 1a) and took a career-high nine shots vs. LA (2/26)... Scored


the game-winning goal at COL (3/11)... Tallied a three-game point streak from 3/16-3/21 (1g, 2a)... Played 500th career NHL game vs. WSH (3/28)... Scored two goals at TOR (4/2)... Ended the season with a three-game point streak from 4/2-4/6 (2g, 2a)... Recorded seven points (3g, 4a) in 15 postseason games, setting playoff career highs in goals and games played and tying his career high in points... Ranked tied for third among NHL defensemen in playoff goals... Tallied an assist in his Hurricanes playoff debut in Game 1 of the Eastern Conference First Round at WSH (4/11)... Scored two goals in Game 3 vs. WSH (4/15), marking his first career multi-goal playoff game... Became the third defenseman in franchise history to score two goals in a playoff game (Sean Hill, Dave Babych)... Earned two points (1g, 1a) in Game 6 vs. WSH (4/22)... **Longest goal streak:** 3 games (1/3-1/6: 3g, 1a)... **Longest assist streak:** 2 games-4x (last: 4/4-4/6: 2a)... **Longest point streak:** 5 games (1/3-1/10: 3g, 3a)... **Multi-goal games:** 2 (last: 4/2 at TOR: 2g)... **Multi-point games:** 5 (last: 4/2 at TOR: 2g).

## CAREER

Entering his eighth NHL season and second with the Hurricanes... Acquired from the Calgary Flames along with Micheal Ferland and Adam Fox on June 23, 2018 in exchange for Noah Hanifin and Elias Lindholm... Traded to the Calgary Flames from the Boston Bruins on June 26, 2015 in exchange for a first round selection in the 2015 NHL Draft (Zach Senyshyn) and two second-round selections in the 2015 NHL Draft (Jeremy Lauzon, Jakob Forsbacka-Karlsson)... Signed a six-year contract on June 30, 2015, that runs through the 2020-21 season... Represented Canada at the IIHF World Junior Championships in 2012 and 2013, winning bronze in 2012... **2009-10:** Posted 16 points (3g, 13a) in 65 games in his first OHL season with Niagara... Was named to the OHL All-Rookie team and selected as Niagara's Rookie of the Year... Picked up his first OHL point with an assist vs. Mississauga (10/1)... Scored his first OHL goal at Oshawa (11/29)... Appeared in five playoff games, recording one assist... **2010-11:** Recorded 58 points (12g, 46a) in 67 games with Niagara, finishing fourth in the OHL in points among defensemen... Named CHL Scholastic Player of the Year and OHL Second Team All-Star... Won a gold medal with Canada at the 2010 Ivan Hlinka Memorial Tournament, with three points (1g, 2a) in five games... Posted a four-assist game against Ottawa (11/20)... Recorded a pair of three-point games (both 1g, 2a), against Barrie (12/17) and Kingston (1/9)... Had a season-long six-game point streak from 1/9-1/22 (3g, 7a)... Led the IceDogs in playoff scoring, with 16 points (4g, 12a) in 14 games... Entered the 2011 NHL Draft ranked fourth among North American skaters by NHL Central Scouting... Drafted ninth overall by the Boston Bruins... **2011-12:** Led OHL defensemen in scoring with 72 points (17g, 55a) in 50 games... Named CHL Defenseman of the Year and OHL First-Team All-Star... His 55 assists were tied for the third-most among OHL skaters... Nine of his 17 goals came on the power play... Recorded 22 multi-point games, including eight three-point games and a pair of four-point performances... Posted a ten-game point streak from 11/5-12/1 (4g, 13a)... Represented Canada at the 2012 IIHF World Junior Championship, posting six points (2g, 4a) in six games and winning a bronze medal... Finished tied for second on the IceDogs in playoff scoring, with 23 points (5g, 18a) in 20 games... Recorded a seven-game point streak during the playoffs (3g, 9a)... **2012-13:** Started the season with Niagara, posting 41 points (8g, 33a) in 32 games... Represented Canada at the 2013 IIHF World Junior Championship, with two points (1g, 1a) in six games... Joined the Bruins at the conclusion of the lockout, skating in 42 NHL games with 16 points (5g, 11a)... Finished 11th in Calder Trophy voting... Made his NHL debut vs. NYR (1/19)... Logged a season-high 23:27 of ice time vs. WPG (1/21)... Recorded his first NHL point in his third game, with an assist at NYR (1/23)... Posted a three-game assist streak from 1/23-1/28 (4a)... Scored his first NHL goal and had his first multi-point game (1g, 1a) at BUF (2/15)... Recorded his first two-assist game at TB (2/21)... Recorded a four-game point streak from 2/28-3/5 (2g, 2a)... Appeared in seven playoff games, posting three assists... Made his playoff debut vs. TOR (5/4)... Posted his first career playoff point with an assist vs. NYR (5/16)... **2013-14:** Skated in 64 games with the Bruins, recording 25 points (7g, 18a)... Scored his first career game-winning goal at BUF (10/23)... Logged a season-high 25:24 of ice time vs. ANA (10/31)... Recorded a three-game point streak from 11/2-11/7 (1g, 2a)... Earned his first career three-point game (1g, 2a) at NYR (3/2)... Played his 100th game at DET (4/2)... Appeared in 12 playoff games with seven points (2g, 5a)... Scored his first career playoff goal,

the game-winner, at DET (4/22)... Posted a five-game point streak in the playoffs from 4/22-5/3 (2g, 4a)... Played 26:11 in Boston's 2OT loss vs. MTL (5/1)... **2014-15:** Appeared in 72 games for Boston, recording 42 points (10g, 32a)... Posted team-highs in multi-point games (11), power play points (15) and points by a defenseman (42)... Tied for team lead in assists (32)... Logged a career-high 28:32 of ice time vs. MIN (10/28)... Recorded three-point games (1g, 2a) at TOR (10/25) and vs. EDM (11/6)... Scored his first career overtime goal vs. WPG (11/28)... Posted his first career two-goal game and added an assist vs. BUF (12/21)... Received his first career fighting major against Gabriel Landeskog at COL (1/21)... Had eight assists in ten games in March before suffering broken ribs at FLA (3/21), causing him to miss the remainder of the season... Traded by the Boston Bruins to the Calgary Flames on 6/26 in exchange for a first round selection in the 2015 NHL Draft (Zach Senyshyn) and two second round selections in the 2015 NHL Draft (Jeremy Lauzon, Jakob Forsbacka-Karlsson)... **2015-16:** Skated in 82 games for the first time in his career in his first season with the Flames, recording 43 points (12g, 31a)... Notched eight multi-point games... Made his Flames debut vs. VAN (10/7)... Scored his first goal and point with the Flames at VAN (10/10)... Played 200th NHL game at ANA (11/24)... Recorded a four-game point streak from 12/1-12/10 (1g, 3a)... Posted two assists to reach 100 career points vs. FLA (1/13)... Recorded a career-high eight shots on goal vs. SJ (3/7)... Logged a season-high 27:12 of ice time vs. NSH (3/9)... Posted three-assist games vs. STL (3/14) and at MTL (3/20)... **2016-17:** Appeared in 81 games with Calgary, posting a career-high 50 points (13g, 37a)... He led the team and set a career-high in assists (37)... Took a team-high 222 shots, recording at least one shot on goal in every game played... Finished second on the team in game-winning goals (5)... Placed ninth in Norris Trophy voting... Registered 11 multi-point games, including five three-point performances... Posted three assists at DET (11/20)... Recorded his 100th career assist at BUF (11/21)... Scored the overtime game-winning goal at ARI (12/8)... Registered two goals and an assist vs. WPG (12/10)... Posted a three-game assist streak from 12/23-12/31 (4a)... Skated in his 300th NHL game at VAN (1/6)... Recorded a three-game point streak from 1/11-1/14 (1g, 3a)... Logged a season-high 25:25 of ice time at PIT (2/7)... Posted a goal and two assists at TB (2/23)... Recorded three assists at WPG (3/11)... Appeared in four playoff games, recording an assist at ANA (4/13)... **2017-18:** Completed his sixth NHL season and third with Calgary... Finished tied for the League lead among defensemen in goals (17)... Set new career highs in average time on ice (21:32) and shots (270)... Ranked second in the NHL among defensemen in shots... Finished 14th in Norris Trophy voting... Recorded at least one shot on goal in every game for the second straight season, bringing his streak to 165 consecutive games with a shot on goal... Played in all 82 games for the second time in his career... Tied his previous career high in penalty minutes (64), set in 2016-17... Posted 12 multi-point games... Recorded his first goal and multi-point game of the season (1g, 1a) at VAN (10/14)... Logged a season-high 26:10 of ice time 11/2 vs. PIT... Scored the game-winning goal in back-to-back games vs. ANA (1/6) and at MIN (1/9)... Recorded a career-long five-game point streak from 1/6-1/14 (4g, 2a)... Scored two goals at CAR (1/14)... Matched a career-high with eight shots on goal vs. WPG (1/20)... Notched his 200th career point with an assist vs. VGK (1/30)... Scored his first career hat trick while skating in his 400th career game vs. FLA (2/17).





# ERIK HAULA 56



Center • Shoots Left

Acquired: 6/27/19, Trade with Vegas

6'0" • 200 lbs.

2018-19 Team: Vegas (NHL)

3/23/91 • Pori, Finland

Drafted: Minnesota 2009 (7-182)

## CAREER STATS

YEAR	TEAM	LEAGUE	REGULAR SEASON					PLAYOFFS				
			GP	G	A	P	PIM	GP	G	A	P	PIM
2007-08	Assat U20	Finland-Jr.	40	7	15	22	26	12	2	0	2	4
2008-09	Shattuck-St. Mary's	High-MN	53	26	58	84	46	-	-	-	-	-
2009-10	Omaha	USHL	56	28	44	72	59	8	2	9	11	2
2010-11	Minnesota	WCHA	34	6	18	24	22	-	-	-	-	-
2011-12	Minnesota	WCHA	43	20	29	49	30	-	-	-	-	-
2012-13	Minnesota	WCHA	37	16	35	51	14	-	-	-	-	-
	Houston	AHL	6	0	2	2	2	5	1	1	2	4
<b>2013-14</b>	<b>Minnesota</b>	<b>NHL</b>	<b>46</b>	<b>6</b>	<b>9</b>	<b>15</b>	<b>29</b>	<b>13</b>	<b>4</b>	<b>3</b>	<b>7</b>	<b>0</b>
	Iowa	AHL	31	14	13	27	14	-	-	-	-	-
<b>2014-15</b>	<b>Minnesota</b>	<b>NHL</b>	<b>72</b>	<b>7</b>	<b>7</b>	<b>14</b>	<b>32</b>	<b>2</b>	<b>1</b>	<b>0</b>	<b>1</b>	<b>0</b>
<b>2015-16</b>	<b>Minnesota</b>	<b>NHL</b>	<b>76</b>	<b>14</b>	<b>20</b>	<b>34</b>	<b>24</b>	<b>5</b>	<b>1</b>	<b>3</b>	<b>4</b>	<b>2</b>
<b>2016-17</b>	<b>Minnesota</b>	<b>NHL</b>	<b>72</b>	<b>15</b>	<b>11</b>	<b>26</b>	<b>28</b>	<b>4</b>	<b>0</b>	<b>1</b>	<b>1</b>	<b>0</b>
<b>2017-18</b>	<b>Vegas</b>	<b>NHL</b>	<b>76</b>	<b>29</b>	<b>26</b>	<b>55</b>	<b>37</b>	<b>20</b>	<b>3</b>	<b>6</b>	<b>9</b>	<b>27</b>
<b>2018-19</b>	<b>Vegas</b>	<b>NHL</b>	<b>15</b>	<b>2</b>	<b>5</b>	<b>7</b>	<b>10</b>	<b>-</b>	<b>-</b>	<b>-</b>	<b>-</b>	<b>-</b>
<b>NHL Totals (6 seasons)</b>			<b>357</b>	<b>73</b>	<b>78</b>	<b>151</b>	<b>160</b>	<b>44</b>	<b>9</b>	<b>13</b>	<b>22</b>	<b>29</b>

• June 27, 2009—Selected by the Minnesota Wild in the 2009 NHL Draft. Seventh round, 182nd overall.

• June 21, 2017—Selected by the Vegas Golden Knights in the 2017 NHL Expansion Draft.

• June 27, 2019—Acquired by the Carolina Hurricanes from the Vegas Golden Knights in exchange for Nicolas Roy and a conditional fifth-round selection in the 2021 NHL Draft.

## HIGHLIGHTS

### NHL FIRSTS:

**Game:** 11/29/13; 3-1 L vs. COL

**Point:** 11/29/13; 3-1 L vs. COL (assist)

**Goal:** 1/18/14; 3-2 W vs. DAL (Lehtonen)

### SHOOTOUTS:

6 attempts, 2 goals

2 game-deciding goals

### NHL HIGHS:

**Goals:** 2-3x (last: 3/14/18; 8-3 L vs. NJ)

**Assists:** 2-6x (last: 11/3/18; 3-0 W vs. CAR)

**Points:** 3-3x (last: 12/5/17; 4-3 W vs. ANA)

**Penalty Min:** 15 (3/8/14; 4-3 L at DAL)

**Goal Streak:** 5 (1/23/18-2/2/18; 5g, 2a)

**Assist Streak:** 4 (1/18/18-1/23/18; 1g, 5a)

**Point Streak:** 10 (3/12/16-3/31/16; 5g, 6a)

## PERSONAL

Erik and his wife, Kristen, spend their summers in Minneapolis... His nicknames are Hauls or Haulsy... Erik started playing hockey at the age of three and the biggest influences on his career were his parents... Erik's favorite TV show is Game of Thrones and his favorite actor is Leonardo DiCaprio... His favorite vacation destination is Maldives and his favorite activity is golf... Erik's favorite food is pasta and his favorite restaurant is Yellowtail in Las Vegas... His Twitter

and Instagram username is @ehaula... Erik's favorite video game is Madden, his favorite athlete is Tom Brady and his favorite sports team is the Minnesota Vikings... His favorite road city is Chicago, his favorite road arena is United Center in Chicago and his favorite teams to play against are the Vancouver Canucks and Chicago Blackhawks... Erik's most memorable hockey moment was being a part of the Vegas Golden Knights' inaugural NHL season.



## 2018-19 SEASON


Completed his sixth NHL season... Tallied seven points (2g, 5a) in 15 games... Recorded two assists and logged a season-high 19:46 of ice time vs. OTT (10/28)... Posted two assists vs. CAR (11/3)... Missed the final 67 games of the season after suffering a knee

injury at TOR (11/6)... **Longest point streak:** 2 games (11/1-11/3; 1g, 2a)... **Multi-assist games:** 2 (last: 11/3 vs. CAR: 1g, 2a)... **Multi-point games:** 2 (last: 11/3 vs. CAR: 1g, 2a).

## CAREER

Entering his seventh NHL season and first with the Hurricanes... Acquired by the Hurricanes from the Vegas Golden Knights on 6/27/19 in exchange for Nicolas Roy and a conditional fifth-round selection in the 2021 NHL Draft... Has represented Finland at the 2008 and 2009 IIHF U18 World Championships, the 2011 IIHF World Junior Championship, the 2014 IIHF World Championship and the 2016 World Cup of Hockey... Won bronze at the 2009 IIHF U18 World Championship and silver at the 2014 IIHF World Championship... **2007-08:** Made Jr. A SM-liiga debut with Assat U20, registering 22 points (7g, 15a) in 40 regular season games... Scored two goals in 12 playoff games... **2008-09:** Played 53 prep school games for Shattuck-St. Mary's (Minn.), posting 84 points (26g, 58a)... **2009-10:** Made USHL debut, tallying 72 points (28g, 44a) in 56 games with Omaha... Finished fifth in the USHL in points, sixth in assists and eighth in goals... Finished second on the team in goals, assists and points... Posted 20 multi-point games... **2010-11:** Recorded 24 points (6g, 18a) in 34 NCAA games in his freshman season at Minnesota (WCHA)... Led team in plus/minus with a +10 rating... Finished tied for the team lead in assists and tied for third on the team in points... Led team in faceoffs taken (678) and faceoffs won (334)... Recorded two assists in collegiate debut vs. UMass (10/8)... Scored first collegiate goal vs. Nebraska-Omaha (10/16)... **2011-12:** Registered 49 points (20g, 29a) in 43 games in his sophomore season at Minnesota... Led team in points and finished second in goals and assists... Tallied 17 points (7g, 10a) in eight October games... **2012-13:** Posted 51 points (16g, 35a) in 37 games in his third and final season at Minnesota... Named to All-WCHA Second Team and All-WCHA Academic Team... Served as alternate captain of the Golden Gophers... Led team in assists and points and finished second in goals... Led Division I in assists per game (0.95) and finished second in points per game (1.38)... Recorded a 16-game point streak from 11/2-1/19 (7g, 18a)... Earned 100th career collegiate point (assist) vs. North Dakota (1/18)... Played 100th career collegiate game at Minnesota State (1/26)... Skated in six AHL games with Houston, earning two assists... Made AHL debut and recorded first AHL point with an assist vs. Oklahoma City (4/10)... Skated in five AHL playoff games, tallying two points (1g, 1a)... **2013-14:** Split the season between Minnesota (NHL) and Iowa (AHL)... Recorded 15 points (6g, 9a) in 46 NHL games... Posted 27 points (14g, 13a) in 31 AHL games... Began the season with Iowa... Tallied eight AHL multi-point games... Scored first AHL regular season goal and added two assists at Charlotte (10/20)... Scored two goals vs. Texas (11/1)... Recalled by Minnesota (11/29)... Made NHL debut and posted first career NHL point with an assist vs. COL (11/29)... Reassigned to Iowa (12/9)... Scored two goals and added an assist at Abbotsford (12/12)... Recalled by Minnesota (12/13)... Reassigned to Iowa (12/23)... Recalled by Minnesota (1/6)... Scored first career NHL goal vs. DAL (1/18)... Reassigned to Iowa (2/6)... Tallied two assists at Rockford (2/8)... Scored two goals at Milwaukee (2/14)... Posted three points (1g, 2a) vs. Rockford (2/15)... Scored two goals at Rochester (2/19)... Recalled by Minnesota (2/24)... Scored first career NHL shorthanded goal at DAL (3/8)... Recorded at least a point in six of final seven games of the season from 3/31-4/13 (3g, 4a)... Logged season-highs with 15:30 of ice time and five shots at CHI (4/3)... Scored first career NHL game-winning goal vs. PIT (4/5)... Registered first career NHL multi-point game (1g, 1a) vs. NSH (4/13)... Earned seven points (4g, 3a)

in 13 NHL playoff games... Recorded at least one shot in all 13 playoff games... Made NHL playoff debut and scored a goal in Game 1 of First Round at COL (4/17)... Posted a three-game point streak in Games 1-3 of Second Round vs. CHI from 5/2-5/6 (1g, 2a)... Scored game-winning goal in Game 3 vs. CHI (5/6)... **2014-15:** Tallied 14 points (7g, 7a) in 72 NHL games with Minnesota... Took a season-high five shots at LA (10/19)... Scored game-winning goal vs. TB (10/25)... Scored first career NHL power-play goal and added an assist at BUF (1/15)... Logged a season-high 15:04 of ice time vs. VAN (2/9)... Posted two points (1g, 1a) while playing 100th career NHL game at NSH (2/26)... Tallied two points (1g, 1a) at COL (2/28)... Scored one goal in two playoff games during Minnesota's Second Round series vs. CHI... **2015-16:** Registered 34 points (14g, 20a) in 76 NHL games with Minnesota... Recorded seven multi-point games... Won 53.3% of his faceoffs... Scored a shorthanded goal vs. WPG (11/10)... Posted a three-game point streak from 1/20-1/23 (1g, 2a)... Scored a shorthanded goal at LA (1/21)... Recorded back-to-back multi-point games at VAN (2/15; 2a) and at CGY (2/17; 1g, 1a)... Set a career high with three points (1g, 2a) vs. CHI (2/21)... Registered a career-best 10-game point streak from 3/12-3/31 (5g, 6a)... Logged a season-high 18:20 of ice time and took a season-high five shots vs. CAR (3/19)... Won 18 of 22 faceoffs at CHI (3/20)... Recorded four points (1g, 3a) in five playoff games during First Round series vs. DAL... Tallied two points (1g, 1a) in Game 3 vs. DAL (4/18)... **2016-17:** Posted 26 points (15g, 11a) in 72 NHL games with Minnesota... Won 53.9% of his faceoffs... Tallied six multi-point games... Played 200th career NHL game at PHI (11/12)... Scored a goal and took a season-high five shots at STL (11/26)... Posted a three-game point streak from 12/11-12/15 (1g, 2a)... Scored two goals vs. ANA (1/21)... Logged a season-high 18:03 of ice time vs. NSH (1/22)... Scored a goal and matched season-high with five shots vs. STL (1/26)... Recorded one assist in four playoff games during First Round series vs. STL... **2017-18:** Tallied 55 points (29g, 26a) in 76 NHL games with Vegas... Set career highs in goals, assists, points, power-play goals (12), shots (175) and average time on ice (17:22)... Finished first on the Golden Knights in power-play goals... Finished second on the team in goals and fifth in points... Took more faceoffs than any other teammate (968), winning 50.5%... Posted nine multi-point games... Played at least 18:00 in 32 games... Tallied three points (2g, 1a) at OTT (11/4)... Registered a four-game point streak from 11/4-11/10 (3g, 3a)... Recorded 100th career NHL point (goal) at VAN (11/16)... Logged a career-high 22:00 of ice time and posted three points (1g, 2a) vs. ANA (12/5)... Posted a seven-game point streak from 12/5-12/19 (5g, 5a)... Earned an assist in 300th career NHL game vs. NSH (1/2)... Tallied an eight-game point streak from 1/18-2/2 (5g, 6a)... Scored a goal in five straight games from 1/23-2/2 (5g, 2a)... Registered two assists at FLA (1/19)... Took a career-high seven shots and scored two power-play goals vs. NJ (3/14)... Posted nine points (3g, 6a) in 20 playoff games as Vegas advanced to the Stanley Cup Final in their inaugural season... Scored the game-winning goal in double-overtime and played 26:18 Game 2 of First Round series vs. LA (4/13)... Tallied two points (1g, 1a) in Game 1 of Second Round series vs. SJ (4/26)... Earned two assists in five games in Stanley Cup Final vs. WSH.



# JORDAN MARTINOOK 48

Right Wing • Shoots Left

6'1" • 204 lbs.

7/25/92 • Brandon, Man.

Acquired: 5/3/2018, Trade with Arizona

2018-19 Team: Carolina (NHL)

Drafted: Arizona 2012 (2-58)

## CAREER STATS

YEAR	TEAM	LEAGUE	REGULAR SEASON					PLAYOFFS				
			GP	G	A	P	PIM	GP	G	A	P	PIM
2008-09	Drayton Valley	AJHL	2	0	0	0	0	-	-	-	-	-
2009-10	Drayton Valley	AJHL	59	21	19	40	48	-	-	-	-	-
2010-11	Vancouver	WHL	72	11	17	28	67	4	1	0	1	8
2011-12	Vancouver	WHL	72	40	24	64	80	6	3	6	9	2
2012-13	Portland	AHL	53	9	10	19	30	3	0	1	1	0
2013-14	Portland	AHL	67	14	16	30	48	-	-	-	-	-
2014-15	Arizona	NHL	8	0	1	1	0	-	-	-	-	-
	Portland	AHL	62	15	28	43	41	-	-	-	-	-
2015-16	Arizona	NHL	81	9	15	24	18	-	-	-	-	-
2016-17	Arizona	NHL	77	11	14	25	40	-	-	-	-	-
2017-18	Arizona	NHL	81	6	9	15	45	-	-	-	-	-
2018-19	Carolina	NHL	82	15	10	25	38	10	0	4	4	6
<b>Hurricanes Totals (1 season)</b>			<b>82</b>	<b>15</b>	<b>10</b>	<b>25</b>	<b>38</b>	<b>10</b>	<b>0</b>	<b>4</b>	<b>4</b>	<b>6</b>
<b>NHL Totals (5 seasons)</b>			<b>329</b>	<b>41</b>	<b>49</b>	<b>90</b>	<b>141</b>	<b>10</b>	<b>0</b>	<b>4</b>	<b>4</b>	<b>6</b>

• June 23, 2012—Selected by the Phoenix Coyotes in the 2012 NHL Draft. Second round, 58th overall.

• May 3, 2018—Acquired by the Carolina Hurricanes along with a fourth-round pick in the 2018 NHL Draft (Luke Henman) in exchange for Marcus Kruger and a third-round pick in the 2018 NHL Draft (Ty Emberson).

## HIGHLIGHTS

### NHL FIRSTS:

**Game:** 12/6/14; 5-2 L vs. BOS

**Point:** 2/16/15; 5-2 L at COL (assist)

**Goal:** 10/10/15; 2-1 W vs. PIT (Fleury)

### SHOOTOUTS:

0 attempts, 0 goals

0 game-deciding goals

### NHL HIGHS:

**Goals:** 3 (11/23/18; 4-1 W vs. FLA)

**Assists:** 2-3x (last: 2/7/19; 6-5 OT W at BUF)

**Points:** 3-2x (last: 11/23/18; 4-1 W vs. FLA)

**Penalty Min:** 5 (3/10/18; 5-2 L at COL)

**Goal Streak:** 2-3x (last: 10/5/18-10/7/18; 2g, 1a)

**Assist Streak:** 2-5x (last: 3/23/19-3/24/19; 2a)

**Point Streak:** 3-4x (last: 2/13/17-2/16/17; 3g, 2a)

## PERSONAL

Jordan and his wife, Courtney, have a son named Chase... They spend their summers in Alberta... He began playing hockey at four years old and his first team was LJ Auto Body... Jordan's biggest influences on his career are his parents... Growing up, his favorite team was the Philadelphia Flyers and his favorite player was Eric Lindros... His first job was working as a RV detailer... His favorite television show is Entourage, favorite movie is Tin Cup, favorite artist is Jason Aldean and favorite actor is Mark Wahlberg, who is also the person he

would most like to meet... His favorite app is Instagram... Jordan is on Twitter at @Martyman17... His favorite food is steak and potatoes, favorite holiday is Christmas, and favorite vacation spot is Cabo San Lucas... Other than hockey, Jordan's favorite sport is football and his favorite athlete is Tom Brady... His favorite road city is Montreal and his favorite road arena is the Staples Center in Los Angeles... Jordan's most memorable hockey moment is his first NHL game on Dec. 6, 2014.



## 2018-19 SEASON

Completed his fifth NHL season and first with Carolina... Posted 25 points (15g, 10a) while skating in all 82 games for the first time in his career... Set career highs in goals, game-winning goals (5), shots (146) and hits (199)... Tied career high in points... Led the team in hits... Made Hurricanes debut vs. NYI (10/4)... Scored first Hurricanes goal at CBJ (10/5)... Tallied two points (1g, 1a) vs. NYR (10/7)... Scored a shorthanded goal at DET (10/22)... Scored first career hat trick vs. FLA (11/23)... Scored the game-winning goal at PHI (1/3)... Signed a two-year contract extension (1/29)... Scored the game-winning goal vs. VGK (2/1)... Played 300th career game and scored a goal at PIT (2/5)... Tallied two assists at BUF (2/7)... Scored the game-

winning goal at NSH (3/9)... Posted assists in back-to-back games from 3/23-3/24 (2a)... Made his NHL playoff debut in Game 1 of the Eastern Conference First Round at WSH (4/11)... Earned his first playoff point with an assist in Game 3 vs. WSH (4/15)... Tallied an assist in consecutive games (5/3-5/9: 2a)... **Longest goal streak:** 2 games (10/5-10/7: 2g, 1a)... **Longest assist streak:** 2 games (3/23-3/24: 2a)... **Longest point streak:** 2 games-4x (last: 3/23-3/24: 2a)... **Multi-goal games:** 1 (11/23 vs. FLA: 3g)... **Multi-assist games:** 1 (2/7 at BUF: 2a) **Multi-point games:** 3 (last: 2/7 at BUF: 2a).

## CAREER

Entering his sixth NHL season and second with the Hurricanes... Acquired from the Arizona Coyotes on May 3, 2018 along with a fourth-round pick in the 2018 NHL Draft (Luke Henman) in exchange for Marcus Kruger and a third-round pick in the 2018 NHL Draft (Ty Emberson)... Signed a two-year extension with Carolina on 1/29/19 that runs through the 2020-21 season... **2008-09:** Appeared in two games with Drayton Valley of the Alberta Junior Hockey League (AJHL)... **2009-10:** Posted 40 points (21g, 19a) in 59 games with Drayton Valley... Led the team in goals (21)... Posted a three-game goal streak from 12/15-12/20 (4g)... Recorded a five-game point streak from 1/3-1/12 (3g, 3a)... Closed the regular season with a six-game point streak (4g, 4a)... **2010-11:** Played 72 games with Vancouver (WHL), recording 28 points (11g, 17a)... Scored a goal in his WHL debut vs. Chilliwack (9/24)... Scored goals in back-to-back games vs. Brandon (10/22) and vs. Everett (10/23), and repeated the feat at Edmonton (11/26) and at Red Deer (11/27)... Registered his first WHL three-point game vs. Seattle (2/18; 2g, 1a)... Notched a three-game point streak from 2/25-2/27 (1g, 4a)... Appeared in four playoff games, scoring his first WHL playoff goal vs. Tri-City (3/26)... **2011-12:** Skated in 72 WHL games with Vancouver, posting 64 points (40g, 24a)... Finished second on the team in goals (40) and third in points (64)... Tied for the team lead in game-winning goals (5)... Recorded 15 multi-point games... Registered back-to-back three-point games vs. Victoria (10/21; 1g, 2a) and vs. Kelowna (10/23; 2g, 1a)... Posted his first WHL hat trick at Prince George (10/28)... Capped off an eight-game point streak from 11/20-12/9 (10g, 2a) with a hat trick vs. Portland (12/9)... Posted a five-game point streak from 12/30-1/13 (5g, 2a)... Recorded a four-game point streak from 3/9-3/16 (6g, 3a), including a four-point game (3g, 1a) vs. Kelowna (3/16)... Opened the playoffs with back-to-back four-point games vs. Spokane (3/23; 2g, 2a and 3/24; 1g, 3a)... Appeared in six playoff games with nine points (3g, 6a)... Drafted in the second round, 58th overall by the Arizona Coyotes... **2012-13:** Played his first professional season, appearing in 53 games with Portland (AHL), recording 19 points (9g, 10a)... Registered his first AHL point (assist) at Manchester (11/25)... Scored his first pro goal at Wilkes-Barre/Scranton (12/8)... Notched a three-game point streak from 2/26-3/3, including a three-point game (2g, 1a) vs. Providence (2/26)... Posted a three-game point streak from 3/24-3/29 (2g, 1a)... Appeared in three playoff games, recording his first AHL playoff point (assist) at Syracuse (4/27)... **2013-14:** Skated in

67 games with Portland, registering 30 points (14g, 16a)... Scored a goal in back-to-back games vs. Worcester (12/14) and at Manchester (12/20), and repeated the feat at Albany (3/7) and vs. Worcester (3/8)... Recorded a four-game point streak from 3/29-4/5 (2g, 4a)... **2014-15:** Posted 43 points (15g, 28a) in 62 AHL games with Portland and had an assist in eight NHL games with Arizona... Began the season in the AHL... Posted a five-game point streak from 11/21-12/13 (2g, 5a)... Made his NHL debut vs. BOS (12/6) and played second NHL game vs. NSH (12/11) before being reassigned to the AHL... Registered a four-game point streak from 12/19-12/28 (3g, 2a)... Recalled to Arizona in Feb., playing six games from 2/13-2/24... Recorded his first NHL point (assist) and logged a season-high 16:16 of ice time at COL (2/16)... After returning to Portland, he posted a four-game point streak from 3/1-3/8 (3g, 5a)... Recorded a five-game point streak from 3/14-3/25 (1g, 6a)... **2015-16:** Skated in 81 games with the Coyotes, posting 24 points (9g, 15a)... Led all Coyotes forwards in shorthanded time on ice (209:28)... Scored his first NHL goal, also the game-winner, against Marc-Andre Fleury vs. PIT (10/10)... Logged a season-high 20:15 of ice time vs. COL (11/5)... Posted his first career multi-point game (1g, 1a) vs. CBJ (12/17)... Registered two assists at EDM (1/2)... Scored the game-winning goal vs. LA (1/23)... Recorded a three-game point streak from 1/26-2/4 (2g, 2a)... Notched a three-game point streak from 2/22-2/25 (1g, 2a)... Scored his first career shorthanded goal vs. FLA (3/5)... **2016-17:** Appeared in 77 games with Arizona, recording career highs in goals (11) and points (25)... Opened the season with a three-game point streak from 10/15-10/20 (2g, 2a)... Scored two goals at COL (11/8)... Logged a career-high 20:22 of ice time vs. CGY (12/8)... Skated in his 200th career game vs. PIT (12/16)... Had a three-game point streak from 2/13-2/16 (3g, 2a), including a shorthanded game-winning goal in a three-point game (2g, 1a) at LA (2/16)... Scored the game-winning goal at CAR (3/3)... Registered two assists vs. NJ (3/11)... **2017-18:** Posted 15 points (6g, 9a) in 81 games with Arizona... Matched his career high in games played... Scored his first goal of the season at PHI (10/30)... Registered an assist while playing in his 200th career game vs. PIT (12/16)... Posted his first multi-point game of the season (1g, 1a) vs. TOR (12/28)... Logged a season-high 18:08 of ice time vs. ANA (2/24)... Recorded a goal in back-to-back games vs. MIN (3/1) and vs. OTT (3/3)... Posted his first career fighting major against Nathan MacKinnon at COL (3/10).





# BROCK McGINN 23



Left/Right Wing • Shoots Left

6'0" • 184 lbs.

2/2/94 • Fergus, Ont.

Acquired: 2012 NHL Draft

2018-19 Team: Carolina (NHL)

Drafted: Carolina 2012 (2-47)

## CAREER STATS

YEAR	TEAM	LEAGUE	REGULAR SEASON					PLAYOFFS				
			GP	G	A	P	PIM	GP	G	A	P	PIM
2010-11	Guelph	OHL	68	10	4	14	38	6	0	0	0	2
2011-12	Guelph	OHL	33	12	7	19	25	6	1	1	2	8
2012-13	Guelph	OHL	68	28	26	54	71	3	2	2	4	11
	Charlotte	AHL	4	0	0	0	0	2	0	0	0	2
2013-14	Guelph	OHL	58	43	42	85	45	12	6	6	12	21
2014-15	Charlotte	AHL	73	15	12	27	38	-	-	-	-	-
2015-16	Carolina	NHL	21	3	1	4	10	-	-	-	-	-
	Charlotte	AHL	48	19	16	35	29	-	-	-	-	-
2016-17	Carolina	NHL	57	7	9	16	6	-	-	-	-	-
	Charlotte	AHL	9	5	3	8	6	-	-	-	-	-
2017-18	Carolina	NHL	80	16	14	30	22	-	-	-	-	-
2018-19	Carolina	NHL	82	10	16	26	20	15	2	4	6	6
<b>Hurricanes/NHL Totals (4 Seasons)</b>			<b>240</b>	<b>36</b>	<b>40</b>	<b>76</b>	<b>58</b>	<b>15</b>	<b>2</b>	<b>4</b>	<b>6</b>	<b>6</b>

- June 23, 2012—Selected by the Carolina Hurricanes in the 2012 NHL Draft. Second round, 47th overall.
- April 3, 2013—Signed a three-year, entry-level contract with the Carolina Hurricanes.

## HIGHLIGHTS

### NHL FIRSTS:

**Game:** 10/16/15; 5-3 W at DET

**Point:** 10/16/15; 5-3 W at DET (goal)

**Goal:** 10/16/15; 5-3 W at DET (Howard)

### SHOOTOUTS:

7 attempts, 4 goals (57.1%)

2 game-deciding goals

### NHL HIGHS:

**Goals:** 2-4x (Last: 2/10/18; 3-1 W vs. COL)

**Assists:** 3 (1/14/17; 7-4 W vs. NYI)

**Points:** 4 (1/14/17; 7-4 W vs. NYI)

**Penalty Min:** 7 (12/2/17; 3-2 OT W vs. FLA)

**Goal Streak:** 3-2x (last: 11/7/17-11/11/17: 4g)

**Assist Streak:** 3 (1/3/19-1/6/19: 1g, 3a)

**Point Streak:** 3-4x (last: 2/5/19-2/8/19: 2g, 2a)

## PERSONAL

Brock is single and spends his summers in Belwood, Ont... His nickname is Ginner... His older brothers, Jamie and Tye, also play professionally... Brock started skating at two years old and his family had the biggest influence on his career... His favorite team growing up was Montreal and his favorite player was Alex Kovalev... Brock's favorite television show is Shark Tank and favorite movie is Step Brothers... His favorite app is Instagram and biggest game-day habit is a nap... His favorite restaurant is Nina's and favorite meal is pasta and chicken parmesan... He enjoys golf when he has time away from the rink... His favorite

sport to watch outside of hockey is baseball and his favorite team is the Toronto Blue Jays... Brock's favorite holiday is Christmas and the person he would most like to meet is Will Ferrell... His favorite road city is Los Angeles, favorite road arena is Bell Centre and favorite team to play against is the New York Islanders... His most memorable hockey moment was winning the Ontario Hockey League championship with the Guelph Storm... Brock is on Twitter at @BrockMcGinn21.



## 2018-19 SEASON

Completed his fourth NHL/Hurricanes season... Registered 26 points (10g, 16a) while appearing in all 82 games for the first time in his career... Set a career high in assists... Tied career high in hits (137)... Led Hurricanes forwards in shorthanded TOI per game (2:13)... Scored first goal of the season and added the shootout winner vs. SJ (10/26)... Logged a season-high 19:59 of ice time vs. CHI (11/12)... Posted assists in back-to-back games from 11/18-11/21 (2a)... Registered a three-game point streak from 1/3-1/6 (1g, 3a)... Recorded two points (1g, 1a), including a SHG, at OTT (1/6)... Played 200th career NHL/Hurricanes game at NYI (1/8)... Tallied a three-game point streak from 2/5-2/8 (2g, 2a)... Posted two points (1g, 1a) at NYR

(2/8)... Registered two points (1g, 1a) vs. PHI (3/30)... Recorded two assists at PHI (4/6)... Made his NHL playoff debut in Game 1 of the Eastern Conference First Round at WSH (4/11)... Tallied his first career playoff points (1g, 1a) in Game 3 vs. WSH (4/15)... Earned two points (1g, 1a) in Game 7 at WSH (4/24), including the series-winning goal at 11:05 of double overtime to eliminate the defending Stanley Cup champions... Earned an assist in Game 3 of the Second Round vs. NYI (5/1)... **Longest goal streak:** 2 games (2/7-2/8: 2g, 1a)... **Longest assist streak:** 3 games (1/3-1/6: 1g, 3a)... **Longest point streak:** 3 games-2x (last: 2/5-2/8: 2g, 2a)... **Multi-assist games:** 1 (4/6 at PHI: 2a)... **Multi-point games:** 4 (last: 4/6 at PHI: 2a).

## CAREER

Entering his fifth NHL season with the Hurricanes... Selected by the Hurricanes in the second round (47th overall) of the 2012 NHL Draft and signed a three-year, entry-level contract with Carolina on 4/3/13... Signed a two-year extension with Carolina on 7/12/19 that runs through the 2020-21 season... Completed his junior hockey career with 172 points (93g, 79a) and 179 penalty minutes in 227 games with Guelph in the Ontario Hockey League (OHL)... Is the younger brother of NHL forwards Jamie McGinn and Tye McGinn... Was coached by former Carolina forward Scott Walker in Guelph... Played for the Guelph Junior Storm prior to beginning his OHL career in 2010-11... **2010-11:** Had 14 points (10g, 4a) and 38 penalty minutes during his rookie OHL season... Made his OHL debut vs. Owen Sound (9/24)... Earned his first OHL point with an assist vs. Sault Ste. Marie (10/17)... Scored his first OHL goal at Erie (11/10/10)... **2011-12:** Completed his second season of major junior hockey, notching 12 goals and earning seven assists (19 points) in 33 games with Guelph (OHL)... Selected as an alternate captain for the Storm prior to the season... Earned his first point of the season with an assist in the opener at Windsor (9/22)... Earned a pair of assists at Sudbury (10/28)... Had goals in three consecutive games from 10/29-11/5... Netted a pair of goals including the game-winner at Erie (11/19)... Scored a goal and added an assist at Mississauga (11/27)... Missed more than two months of action after suffering a wrist injury in December... Returned to action at Erie (2/29)... Scored two power-play goals and had an assist at Erie (3/11)... Had two points (1g, 1a) in six OHL playoff games as Guelph fell to Plymouth in the opening round... **2012-13:** Ranked second among Storm skaters in goals (28) and fourth in points (54), registering a plus-7 plus/minus rating in 68 games... Had 12 multi-point games... Scored a goal and earned two assists vs. Erie (11/23)... Netted a pair of goals and was (+3) at Erie (12/28)... Had a six-game, goal-scoring streak from 1/13-1/26 (8g), including multi-goal efforts at Peterborough (1/17) and vs. Owen Sound (1/25)... Earned his first career hat trick with three goals including the shorthanded game-winner vs. Niagara (2/22)... Had points in each of his three playoff games, including a two-goal effort on 3/29, as Guelph was eliminated by Kitchener... **2013-14:** Ranked seventh in the OHL in goals (43) and tied for 17th in points (85) during his final season of junior hockey with Guelph... Finished second among Western Conference skaters in four categories of the annual Coaches Poll: smartest player, hardest worker, best body checker and best shootout scorer... Began the season with a 23-game point streak (9/20-11/19: 20g, 20a), the second-longest point streak in the OHL for the season... Had nine multi-goal games, including three hat tricks: 10/13 at Kingston, 10/22 at Kitchener and 3/12 vs. Kitchener... Had seven multi-assist games, including a career-high four assists vs. Sarnia (3/14)... Earned at least one point in 50 of his 58 games played, including multiple points in 20 games... Was named OHL Player of the Week after totaling eight points (5g, 3a) in three games from 10/21-10/27... Scored two goals and added three assists for a career-high, five-point game at Mississauga (11/19), the final game of his season-opening point streak... Totaled 12 points (6g, 6a) in 12 OHL playoff games as Guelph captured the OHL championship... Served an eight-game suspension as a result of a checking-to-the-head incident in Game 3 at Plymouth (3/25)... Finished the OHL playoffs on a six-game point streak (4/25-5/9: 3g, 4a)... Scored one goal and added four assists (5 points) during the Memorial Cup in London, Ont., as Guelph advanced to the championship game before falling to Edmonton... **2014-15:** Completed his first full professional season with Charlotte (AHL), ranking third on the team and first among rookies with 15 goals...

Was sixth on the team with 27 points and tied for fourth with three power-play goals... Scored on two of three shootout attempts... Recorded his first professional point with an assist at Chicago (10/12)... Dropped the gloves with Andreas Athanasiou for his first pro fight vs. Grand Rapids (10/18)... Scored his first professional goal in a 5-1 win at Iowa (10/24)... Missed the 11/2 game vs. Hamilton as the result of a checking to the head suspension earned 10/31 vs. Hamilton... Recorded a career-high three points (2g, 1a), including his first multi-goal outing and first power-play goal, at Oklahoma City (11/21)... Had his second multi-goal game of the season by striking twice vs. Iowa (12/18)... Extended his goal/point streak to a career-best four games (5g, 1a) with a power-play tally at Toronto (2/22)... Scored with 3:39 remaining in regulation to record his first career game-winning goal and the Checkers' last-ever goal at Time Warner Cable Arena vs. Rockford (4/12)... **2015-16:** Appeared in his first NHL season with the Hurricanes, skating in 21 games on the NHL level... Spent the majority of the season with the Charlotte Checkers (AHL), and established AHL career highs in goals (19), assists (16) and points (35) in 48 games... Made NHL/Hurricanes debut at DET (10/16), netting first career NHL/Hurricanes point with a goal 0:55 into the first period, and adding his first career assist... Registered his first NHL penalty with two PIM in 13:38 of ice time at WSH (10/17)... Scored his second NHL goal of the season at NYI (10/29)... Posted a three-game point streak with the Charlotte Checkers (AHL) from 4/9-4/15 (4g, 2a)... **2016-17:** Appeared in his second NHL season with the Hurricanes, skating in a career-high 57 games at the NHL level... Posted then-career highs in goals (7), assists (9) and points (16)... Registered eight points (5g, 3a) in nine games with the Charlotte Checkers (AHL) before being recalled on Nov. 11... Carolina was 8-1-0 in games this season when he recorded a point... Missed two games due to an upper-body injury (11/26-11/27)... Notched his first assist/point of the season, recorded one hit, and was (+1) in 9:04 of ice time at NYR (12/3)... Scored his first goal of the season and notched an assist at LA (12/8) for his second career multi-point game... Notched two assists for his first career multi-assist game at STL (1/5)... Scored two goals for his first career multi-goal game vs. BUF (1/3)... Earned his first NHL four-point performance with a goal and three assists vs. NYI (1/14)... Named the NHL's Third Star of the Week (1/16)... Missed game vs. CGY (2/26) due to an upper-body injury... Returned to action at FLA (2/28), but left after the first period with an upper-body injury... Missed the following eight games with the injury (3/1-3/14)... **2017-18:** Registered 30 points (16g, 14a) in 80 games with Carolina, marking career highs in games played, goals, assists, points, penalty minutes (22), power-play goals (2) and shots (159)... Ranked second on the team in hits (137) and tied for fifth in goals... Earned an assist in the season opener vs. MIN (10/7)... Earned two assists at DAL (10/21)... Scored his first goal of the season and was (+3) at TOR (10/26)... Scored a goal in three straight games (11/7-11/11: 4g), matching his career-long goal streak... Tallied his third career multi-goal game (2g) vs. CHI (11/11)... Scored a goal in his 100th NHL/Hurricanes game at CBJ (11/28)... Recorded a career-high seven penalty minutes, including his first career fighting major, vs. FLA (12/2)... Scored his first career power-play goal at TB (1/9)... Tied his career high with six shots and earned an assist vs. CGY (1/14)... Recorded his second multi-goal game (2g) of the season, including the game-winning goal, vs. COL (2/10)... Scored a power-play goal at BOS (2/27)... Recorded two points (1g, 1a), including his first career shorthanded goal, vs. BOS (3/13)... Logged a career-high 21:05 of ice time vs. ARI (3/22).



# PETR MRAZEK 34



Goaltender • Catches Left

Acquired: 7/1/18, Signed as a free agent

6'1" • 191 lbs.

2018-19 Team: Carolina (NHL)

2/14/92 • Ostrava, Czech Republic

Drafted: Detroit 2010 (5-141)

## CAREER STATS

YEAR	TEAM	LEAGUE	REGULAR SEASON							PLAYOFFS						
			GP	MIN	GA	SO	GAA	W-L-OT	GP	MIN	GA	SO	GAA	W-L		
2009-10	Ottawa	OHL	30	1562	78	3	3.00	12-9-1	8	451	18	0	2.93	4-4		
2010-11	Ottawa	OHL	52	3089	146	4	2.84	33-15-3	4	224	21	0	5.63	0-3		
2011-12	Ottawa	OHL	50	3016	143	3	2.84	30-13-6	17	1065	46	0	2.59	9-8		
2012-13	<b>Detroit</b>	<b>NHL</b>	<b>2</b>	<b>119</b>	<b>4</b>	<b>0</b>	<b>2.02</b>	<b>1-1-0</b>	-	-	-	-	-	-		
	Toledo	ECHL	3	179	6	0	2.02	2-1-0	-	-	-	-	-	-		
	Grand Rapids	AHL	42	2498	97	1	2.33	23-16-2	24	1431	55	4	2.31	15-9		
2013-14	<b>Detroit</b>	<b>NHL</b>	<b>9</b>	<b>449</b>	<b>13</b>	<b>2</b>	<b>1.74</b>	<b>2-4-0</b>	-	-	-	-	-	-		
	Grand Rapids	AHL	32	1830	64	3	2.10	22-9-1	10	600	28	0	2.80	5-5		
2014-15	<b>Detroit</b>	<b>NHL</b>	<b>29</b>	<b>1585</b>	<b>63</b>	<b>3</b>	<b>2.38</b>	<b>16-9-2</b>	<b>7</b>	<b>398</b>	<b>14</b>	<b>2</b>	<b>2.11</b>	<b>3-4</b>		
	Grand Rapids	AHL	13	757	26	3	2.06	9-2-1	-	-	-	-	-	-		
2015-16	<b>Detroit</b>	<b>NHL</b>	<b>54</b>	<b>2942</b>	<b>115</b>	<b>4</b>	<b>2.33</b>	<b>27-16-6</b>	<b>3</b>	<b>177</b>	<b>4</b>	<b>1</b>	<b>1.35</b>	<b>1-2</b>		
2016-17	<b>Detroit</b>	<b>NHL</b>	<b>50</b>	<b>2873</b>	<b>145</b>	<b>1</b>	<b>3.04</b>	<b>18-21-9</b>	-	-	-	-	-	-		
2017-18	<b>Detroit</b>	<b>NHL</b>	<b>22</b>	<b>1184</b>	<b>57</b>	<b>3</b>	<b>2.89</b>	<b>8-7-3</b>	-	-	-	-	-	-		
	Philadelphia	NHL	17	913	49	1	3.22	6-6-3	1	31	2	0	3.87	0-0		
2018-19	<b>Carolina</b>	<b>NHL</b>	<b>40</b>	<b>2,387</b>	<b>95</b>	<b>4</b>	<b>2.39</b>	<b>23-14-3</b>	<b>11</b>	<b>660</b>	<b>30</b>	<b>2</b>	<b>2.73</b>	<b>5-5</b>		
<b>Hurricanes Totals (1 season)</b>			<b>40</b>	<b>2,387</b>	<b>95</b>	<b>4</b>	<b>2.39</b>	<b>23-14-3</b>	<b>11</b>	<b>660</b>	<b>30</b>	<b>2</b>	<b>2.73</b>	<b>5-5</b>		
<b>NHL Totals (7 seasons)</b>			<b>223</b>	<b>12,456</b>	<b>541</b>	<b>18</b>	<b>2.61</b>	<b>101-78-26</b>	<b>22</b>	<b>1,267</b>	<b>50</b>	<b>5</b>	<b>2.37</b>	<b>9-11</b>		

- June 26, 2010—Selected by the Detroit Red Wings in the 2010 NHL Draft. Fifth round, 141st overall.
- February 19, 2018—Acquired by the Philadelphia Flyers from the Detroit Red Wings in exchange for a third-round selection in the 2018 NHL Draft (Seth Barton).
- July 1, 2018—Signed by the Carolina Hurricanes as a free agent.

## PERSONAL

Petr and his girlfriend, Sara, spend their summers in Prague... He began playing hockey at the age of four and his biggest influences have been his parents... The best advice he has received was given by his dad – “once you’re going to jump off the train, you’re never going to catch it back”... Growing up, his favorite player was Dominik Hasek and his favorite team was the Detroit Red Wings... Petr’s favorite television show is Prison Break, favorite type of music is house music,

and favorite video game is FIFA... Besides hockey, his favorite sports are soccer, tennis, and golf and his favorite athlete is Roger Federer, who is also the person he would most like to meet... His favorite food is gnocchi and favorite restaurant is Nuster... Petr likes to vacation in Seychelles... His favorite road city is Los Angeles and his favorite road arena is the Enterprise Center in St. Louis... Petr says his most memorable hockey moment is his first NHL game on Feb. 7, 2013.

## HIGHLIGHTS

### NHL FIRSTS:

- Game:** 2/7/13; 5-1 W at STL
- Win:** 2/7/13; 5-1 W at STL
- Shutout:** 11/2/13; 5-0 W at EDM

### NHL SHOOTOUTS AND PENALTY SHOTS:

- Shootout Stats:** 14-6 (21 goals on 85 attempts)
- Career Penalty Shots:** 1 (0 goals on 1 attempt)

### NHL HIGHS:

- Saves:** 44 (10/10/15; 4-3 W at CAR)
- Shots Faced:** 47 (10/10/15; 4-3 W at CAR)
- Win Streak:** 6 (2/16/19-3/11/19)
- Streak w/out Regulation Loss:** 7 (11/18/15-12/10/15; 4-0-3)
- Shutout Sequence:** 145:05 (1/7/18-1/23/18)





## 2018-19 SEASON

Completed his seventh NHL season and first with Carolina... Led the Hurricanes in starts (40), wins (23) and shutouts (4)... Posted a 23-14-3 record, 2.39 GAA and .914 save percentage... Finished tied for 10th in the NHL and tied his previous career high in shutouts... Registered the fifth-lowest single-season GAA in franchise history (min. 20 GP)... Made 18 saves in Hurricanes debut vs. NYI (10/4)... Earned first Hurricanes win with 19 saves vs. NYR (10/7)... Stopped 20 of 21 shots faced in win at DET (10/22)... Made 33 saves in loss at LA (12/2)... Stopped 18 of 19 shots faced in win at ANA (12/7)... Recorded first Hurricanes shutout with 23 saves vs. ARI (12/16)... Made 30 saves in loss at WSH (12/27)... Made 34 saves to earn the win in 200th career NHL game at PHI (1/3)... Posted a 27-save shutout at NYR (2/8)... Won six straight starts for the first time in his career from 2/16-3/11... Stopped all 33 shots faced vs. DAL (2/16)... Made 22 saves on 23 shots in win vs. LA (2/26)... Recorded a 38-save shutout at COL (3/11)... Made 36 saves in shootout win vs. PIT (3/19)...

## CAREER

Entering his eighth NHL season and second with the Hurricanes... Signed as a free agent to a one-year deal with Carolina on July 1, 2018... Signed a two-year extension on 7/1/19 that runs through the 2020-21 season... Represented the Czech Republic at the 2012 IIHF World Junior Championship, the 2012 and 2017 IIHF World Championships and the 2016 World Cup of Hockey... Won a bronze medal at the 2012 World Championship... **2009-10:** Topped all OHL rookies with a 3.00 GAA, a .905 save percentage and three shutouts in 30 games with the Ottawa 67's... Won the league's F.W. "Dinty" Moore Trophy for the rookie GAA and earned a spot on the OHL Second All-Rookie Team... Posted a 12-9-1 record... Stopped 24 of 25 shots and earned a win in his OHL debut at Sudbury (9/19)... Made a season-high 48 saves at Oshawa (10/4)... Recorded his first career OHL shutout with 25 saves at Brampton (11/29)... Appeared in eight playoff games, posting a 4-4 record with a 2.93 GAA and .928 save percentage... Appeared in relief for his first OHL playoff game at Niagara (3/25)... Stopped 31 of 32 shots in his first playoff start and earned his first playoff win vs. Niagara (3/28)... **2010-11:** Led all OHL goaltenders with a .920 save percentage, ranked third in the league in wins (33), fifth in GAA (2.84), tied for second in shutouts (4), saves (1,684) and shootout wins (4) and third in shootout percentage (.824)... Led Ottawa to an East Division championship with a 33-15-3 record... Named to the OHL Third All-Star Team... Registered an eight-game winning streak from 11/12-12/3 and earned points in 14 straight games from 11/12-12/29 (12-0-2)... Made a season-high 48 saves vs. Peterborough (12/17)... Appeared in four playoff games, posting an 0-3 record with a 5.63 GAA and .868 save percentage... **2011-12:** Appeared in 50 games with the Ottawa 67's and posted a 30-13-6 record, a 2.84 goals against average, a .917 save percentage and three shutouts... Ranked among the OHL's goaltending leaders in wins (4th), GAA (9th), save percentage (8th), shutouts (t-6th) and saves (1,577, 6th)... Starred for the Czech Republic at the World Junior Championship in Calgary and Edmonton, earning a spot on the tournament's All-Star Team, winning the IIHF Directorate Top Goaltender award and being named a top-three player on his team... Made 52 saves in a 5-2 win to help his country upset the United States (12/30)... Debuted with the men's national team at the World Championship in Finland and Sweden, allowing no goals in 9:12 of game action... Made a season-high 47 saves at Kitchener (10/23)... Won six straight decisions from 1/15-2/3... Led Ottawa to the Eastern Conference Final, posting a 9-8 record with a 2.59 GAA and a .926 save percentage... Made more than 30 saves in 11 of his 17 postseason appearances, including a pair of 44-save wins and a 49-save overtime loss at Niagara (4/20)... **2012-13:** Saw action in three games with the Red Wings as a first-year pro... Won his NHL debut, stopping 26 of 27 shots at STL (2/7)... Became the second goalie in hockey history to win his NHL, AHL and ECHL debuts in the same season (Alex Auld) after winning with Toledo (10/13 vs. Kalamazoo), Grand Rapids (11/3 at Texas) and Detroit (2/7 at STL)... Also became second-youngest Red Wings goalie to win his Detroit debut (Bill Beveridge)... Posted a 1-1 record with a 2.02 GAA and .922 save percentage in two starts with the Red Wings... Backstopped the Griffins to their first-ever Calder Cup, playing every minute of the team's postseason run... Posted one of the best rookie seasons in Griffins history in wins (2nd), GAA (3rd) and save percentage (t-1st)... Went 15-9 with a 2.31 GAA and a .916 save percentage in 24 postseason games... Doubled the Griffins' all-time postseason shutout total with four during the team's championship run... Registered his first professional shutout with 32 saves vs. Abbotsford (2/2)... Named AHL Player of the Week after posting a 0.50 GAA and a .981 save percentage in two games for the week ending Feb. 3... Won four straight games from 6/5-6/12 to help the Griffins advance to the Calder Cup Finals and take a 3-0 series lead at Syracuse... Made 24 saves as the Griffins captured the Calder Cup at Syracuse (6/18)... **2013-14:** Logged 32 games with Grand Rapids and nine with Detroit in his second pro season... Posted a 2-4 record with the Red Wings

Stopped 24 of 25 shots faced to earn 20th win of the season vs. MIN (3/23)... Made 30 saves in win vs. PHI (3/30)... Made 23 saves to earn 100th career win at TOR (4/2)... Stopped 36 of 37 shots faced to help Carolina clinch a playoff berth vs. NJ (4/4)... Finished the season with 12 wins in his last 15 starts (2/8-4/4)... Made his Hurricanes playoff debut in Game 1 of the Eastern Conference First Round at WSH (4/11)... Stopped all 18 shots he faced to record his fourth career playoff shutout in Game 3 vs. WSH (4/15)... Made 30 saves in Carolina's Game 4 win vs. WSH (4/18)... Recorded 34 saves in Carolina's double-overtime win in Game 7 at WSH (4/24)... Stopped all 31 shots he faced to earn his second shutout of the postseason in Game 1 of the Second Round at NYI (4/26)... **Saves:** 1,009... **Shots Faced:** 1,104... **Win Streak:** 6 games (2/16-3/11)... **Starts Streak:** 3 games-4x (last: 3/9-3/15)... **Streak w/out Regulation Loss:** 6 games (2/16-3/11: 6-0-0).

with a 1.74 GAA and a .927 save percentage... Both of his NHL victories were shutouts (11/2 at EDM and 4/13 at STL)... Became the first NHL goaltender to win more than one game in a season and record a shutout in each win since Ed Chadwick (TOR, 1955-56)... Surrendered two goals or fewer in seven of his nine appearances... Recorded a 22-9-1 record with Grand Rapids... Named to the AHL's Second All-Star Team... Ranked second among AHL goalies with a 2.10 GAA and ranked third with a .924 save percentage... Posted a 10-game winning streak in which he made 274 saves on 290 shots faced (10/30-2/1)... Started in all 10 of the Griffins' playoff games, registering a 5-5 record, a 2.80 GAA and a .911 save percentage... **2014-15:** Appeared in 29 games for the Red Wings, posting a 16-9-2 record and a team-best 2.38 GAA and .918 save percentage... Won his first three starts of the season (11/20-12/7)... Recorded five straight wins from 1/13-1/27... Recorded shutouts on 2/5 at COL (28 saves), 3/28 vs. TB (23 saves) and 4/11 at CAR (35 saves)... Started all seven games in the first round against TB, registering a 3-4 record, a 2.11 GAA and a .925 save percentage... Won his NHL postseason debut with 46 saves at TB (4/16)... Shut out TB in Game 3 (22 saves) and Game 5 (28 saves) of the first-round series... Became the Red Wings' fifth rookie netminder to win his first playoff debut (Chris Osgood, Bob Champoux, Glen Hall and Johnny Mowers)... Became the NHL's first goaltender to make 44+ saves during a playoff regulation game since 4/8/80 (Jiri Crha, TOR)... Became the fifth goalie in NHL history to record two shutouts in their first-ever playoff series, joining Semyon Varlamov (with WSH vs. NYR, 2009), Carey Price (with MTL vs. BOS, 2008), Ron Hextall (with PHI vs. NYR, 1987) and Tiny Thompson (with BOS vs. MTL, 1929)... Also played 13 games for Grand Rapids, owning a 9-2-1 mark with a 2.06 GAA and a .927 save percentage... Held an eight-game AHL winning streak from 11/12-2/28... **2015-16:** Played 54 games for Detroit in his first full NHL season, posting a 27-16-6 record, 2.33 GAA, .920 save percentage and four shutouts... Tied for 13th in the league in wins, 10th in save percentage, 14th in GAA and eighth in shutouts... Made a career-high 44 saves in his season debut at CAR (10/10)... Assisted on the Red Wings' first-ever goal in the new three-on-three overtime format at VAN (10/25)... Went on a 13-game run from 1/2-2/10 that saw him post a 10-2-1 record, 1.30 goals-against average, .951 save percentage and three shutouts... Won a season-best five straight starts from 1/2-1/14... Posted a career-high four shutouts, achieving the feat vs. WSH (11/10, 38 saves), at NJ (1/4, 22 saves), at BUF (1/22, 19 saves) and vs. FLA (2/8, 23 saves)... Appeared in three playoff games, posting a 1-2 record, 1.36 GAA, 0.945 save percentage and one shutout... **2016-17:** Played 50 games for the Red Wings, posting an 18-21-9 record with a 3.04 GAA, 0.901 save percentage and one shutout... Led Red Wings goalies in wins... Won four straight games from 10/17-10/27... Played his 100th NHL game at STL (10/27)... Made a season-high 42 saves for his first shutout of the season at NSH (2/4)... **2017-18:** Appeared in 22 games with the Red Wings and 17 with the Flyers... Posted a 14-13-6 record with four shutouts, a 3.03 goals-against average and a .902 save percentage... Faced a season-high 41 shots and tied a season high with 37 saves vs. WSH (10/20)... Posted a 36-save shutout at EDM (11/5)... Recorded shutouts in back-to-back starts at CHI (1/14; 27 saves) and at NJ (1/22; 37 saves)... Posted a career-long shutout sequence of 145:05 from 1/7-1/23, making 70 consecutive saves... Stopped 30 of 31 shots vs. SJ (1/31)... Made 36 saves on 37 shots at CAR (2/2)... Registered 31 saves on 32 shots at NSH (2/17)... Traded by Detroit to Philadelphia (2/19) in exchange for a third-round pick in the 2018 NHL Draft (Seth Barton)... Started seven consecutive games after being acquired by the Flyers (2/22-3/7)... Won his first three starts for Philadelphia (2/22-2/26)... Made 28 saves at MTL (2/26) for his fourth shutout of the season... Made 36 saves vs. BOS (4/1)... Made a relief appearance in one playoff game at PIT (4/11).





# NINO NIEDERREITER



Left Wing • Shoots Left

6'2" • 215 lbs.

9/8/92 • Chur, Switzerland

Acquired: 1/17/2019, Trade with Minnesota

2018-19 Teams: Carolina/Minnesota (NHL)

Drafted: NY Islanders 2010 (1-5)

## CAREER STATS

YEAR	TEAM	LEAGUE	REGULAR SEASON					PLAYOFFS				
			GP	G	A	P	PIM	GP	G	A	P	PIM
2009-10	Portland	WHL	65	36	24	60	68	13	8	8	16	16
2010-11	<b>NY Islanders</b>	<b>NHL</b>	<b>9</b>	<b>1</b>	<b>1</b>	<b>2</b>	<b>8</b>	–	–	–	–	–
	Portland	WHL	55	41	29	70	67	21	9	18	27	30
2011-12	<b>NY Islanders</b>	<b>NHL</b>	<b>55</b>	<b>1</b>	<b>0</b>	<b>1</b>	<b>12</b>	–	–	–	–	–
	Bridgeport	AHL	6	3	1	4	4	–	–	–	–	–
2012-13	Bridgeport	AHL	74	28	22	50	38	–	–	–	–	–
2013-14	<b>Minnesota</b>	<b>NHL</b>	<b>81</b>	<b>14</b>	<b>22</b>	<b>36</b>	<b>44</b>	<b>13</b>	<b>3</b>	<b>3</b>	<b>6</b>	<b>8</b>
2014-15	<b>Minnesota</b>	<b>NHL</b>	<b>80</b>	<b>24</b>	<b>13</b>	<b>37</b>	<b>28</b>	<b>10</b>	<b>4</b>	<b>1</b>	<b>5</b>	<b>10</b>
2015-16	<b>Minnesota</b>	<b>NHL</b>	<b>82</b>	<b>20</b>	<b>23</b>	<b>43</b>	<b>36</b>	<b>6</b>	<b>1</b>	<b>5</b>	<b>6</b>	<b>4</b>
2016-17	<b>Minnesota</b>	<b>NHL</b>	<b>82</b>	<b>25</b>	<b>32</b>	<b>57</b>	<b>53</b>	<b>5</b>	<b>0</b>	<b>1</b>	<b>1</b>	<b>2</b>
2017-18	<b>Minnesota</b>	<b>NHL</b>	<b>63</b>	<b>18</b>	<b>14</b>	<b>32</b>	<b>36</b>	<b>5</b>	<b>0</b>	<b>0</b>	<b>0</b>	<b>0</b>
2018-19	<b>Minnesota</b>	<b>NHL</b>	<b>46</b>	<b>9</b>	<b>14</b>	<b>23</b>	<b>10</b>	–	–	–	–	–
	<b>Carolina</b>	<b>NHL</b>	<b>36</b>	<b>14</b>	<b>16</b>	<b>30</b>	<b>20</b>	<b>15</b>	<b>1</b>	<b>3</b>	<b>4</b>	<b>12</b>
<b>Hurricanes Totals (1 season)</b>			<b>36</b>	<b>14</b>	<b>16</b>	<b>30</b>	<b>20</b>	<b>15</b>	<b>1</b>	<b>3</b>	<b>4</b>	<b>12</b>
<b>NHL Totals (8 seasons)</b>			<b>534</b>	<b>126</b>	<b>135</b>	<b>261</b>	<b>247</b>	<b>54</b>	<b>9</b>	<b>13</b>	<b>22</b>	<b>36</b>

- June 25, 2010—Selected by the New York Islanders in the 2010 NHL Draft. First round, fifth overall.
- June 30, 2013—Acquired by the Minnesota Wild from the New York Islanders in exchange for Cal Clutterbuck and a third-round pick in the 2013 NHL Draft (Eamon McAdam).
- January 17, 2019—Acquired by the Carolina Hurricanes from the Minnesota Wild in exchange for Victor Rask.

## PERSONAL

Nino spends his summers in his hometown of Chur, Switzerland... His nickname is El Nino... He started playing hockey at the age of five and the biggest influence on his career was his parents... The best advice he's ever been given is "have fun in what you do"... Nino's favorite player growing up was Haris Vitolinsch and his favorite team was EHC Chur, a Swiss professional hockey team... His favorite TV show is Suits and his favorite movie is The Wolf of Wall Street... Nino's favorite actor is Gerard Butler and his favorite musician is Drake... His first job was as a plumber... Nino's biggest gameday habit is taping his stick on the bench prior to the game... His favorite vacation destination is Greece and his favorite activity

away from the rink is golf... Nino's favorite food is raclette and his favorite restaurant is Barclay Prime in Philadelphia... His Twitter and Instagram username is @thelino22... Nino's favorite sport other than hockey is tennis and his favorite athlete is Roger Federer... His favorite road city is New York City, his favorite road arena is United Center in Chicago and his favorite team to play against is the Chicago Blackhawks... Nino's most memorable hockey moment was his game-winning goal in overtime of Game 7 in Minnesota's Western Conference First Round series against the Colorado Avalanche in 2014.

## HIGHLIGHTS

### NHL FIRSTS:

- Game:** 10/9/10; 5-4 SOL vs. DAL
- Point:** 10/13/10; 2-1 L at WSH (goal)
- Goal:** 10/13/10; 2-1 L at WSH (Neuvirth)

### SHOOTOUTS:

- 8 attempts, 2 goals (25%)
- 1 game-deciding goal

### NHL HIGHS:

- Goals:** 3-2x (last: 1/4/18; 6-2 W vs. BUF)
- Assists:** 3 (11/3/13; 4-0 W vs. NJ)
- Points:** 3-8x (last: 12/13/18; 5-1 W vs. FLA)
- Penalty Min:** 15 (2/16/17; 3-1 W vs. DAL)
- Goal Streak:** 6 (11/14/17-11/24/17; 7g)
- Assist Streak:** 3-5x (last: 3/1/19-3/5/19; 4a)
- Point Streak:** 8 (11/9/17-11/24/17; 7g, 2a)



## 2018-19 SEASON

Completed his eighth NHL season and first with Carolina... Posted 53 points (23g, 30a) in 82 games... Reached 50 points for the second time in his career (2016-17)... Recorded 23 points (9g, 14a) in 46 games with MIN and 30 points (14g, 16a) in 36 games with the Hurricanes... Carolina posted a 24-10-2 record after acquiring Niederreiter... Registered at least a point in 23 of his 36 games with the Hurricanes... Was the only player in the NHL to record at least 20 points with two different teams... Began the season with MIN... Posted two assists at EDM (10/30)... Tallied two points (1g, 1a) vs. WPG (11/23)... Scored a goal in three consecutive games from 12/7-12/13 (4g, 1a)... Recorded three points (2g, 1a) vs. FLA (12/13)... Posted a three-game point streak from 1/12-1/15 (2g, 1a)... Traded from MIN to CAR in exchange for Victor Rask (1/17)... Made Hurricanes debut vs. OTT (1/18)... Recorded first Hurricanes points with two goals in his 500th career NHL game at EDM (1/20)... Scored two goals at VAN

(1/23)... Posted a four-game point streak from 2/10-2/16 (2g, 4a)... Tallied two assists at NJ (2/10)... Scored two goals vs. EDM (2/15)... Registered two points (1g, 1a) at FLA (2/21)... Recorded assists in three consecutive games from 3/1-3/5 (4a)... Scored two goals, including his 20th of the season, at NSH (3/9)... Posted a three-game point streak from 3/16-3/21 (1g, 2a)... Registered a three-game point streak from 3/26-3/30 (1g, 2a)... Ended the regular season with a three-game point streak from 4/2-4/6 (1g, 2a)... Recorded his first Hurricanes playoff point with an assist in Game 4 of the First Round vs. WSH (4/18)... Scored his first postseason goal with Carolina in Game 2 of the Second Round at NYI (4/28)... **Longest goal streak:** 3 games (12/7-12/13: 4g, 1a)... **Longest assist streak:** 3 games (3/1-3/5: 4a)... **Longest point streak:** 4 games (2/10-2/16: 2g, 4a)... **Multi-goal games:** 5 (last: 3/9 at NSH: 2g)... **Multi-assist games:** 3 (Last: 3/1 vs. STL: 2a)... **Multi-point games:** 10 (last: 3/9 at NSH: 2g).

## CAREER

Entering his ninth NHL season and second with the Hurricanes... Acquired by the Hurricanes from the Minnesota Wild on 1/17/19 in exchange for Victor Rask... Has represented Switzerland at the IIHF World Junior Championship (2010, 2011), the IIHF World Championship (2010, 2012, 2013, 2016, 2018, 2019) and the Winter Olympics (2014)... Also skated for Team Europe at the 2016 World Cup of Hockey, winning silver... Won silver at the 2013 and 2018 IIHF World Championships... **2009-10:** Recorded 60 points (36g, 24a) in 65 WHL games with Portland... Led the Winterhawks in goals, power-play goals (11) and game-winning goals (6)... Posted 15 multi-point games... Registered three points (1g, 2a) in WHL debut at Seattle (9/19)... Tallied a 10-game point streak from 10/7-10/23 (5g, 7a)... Scored first career WHL hat trick vs. Regina (11/24)... Posted four points (2g, 2a) at Seattle (11/27)... Recorded a five-game goal streak from 1/31-2/10 (6g, 1a)... Added 16 points (8g, 8a) in 13 playoff games... Led the Winterhawks in playoff goals... Tallied three assists in WHL playoff debut vs. Spokane (3/20)... Registered a five-game playoff point streak from 3/24-3/31 (4g, 2a)... **2010-11:** Posted 70 points (41g, 29a) in 55 WHL games with Portland... Tallied two points (1g, 1a) in nine NHL games with the NY Islanders... Began the season with the Islanders... Made NHL debut vs. DAL (10/9)... Scored first NHL goal at WSH (10/13)... Recorded first NHL assist at TB (10/21)... Returned to WHL (10/28)... Led the Winterhawks in goals and power-play goals (12)... Posted four straight multi-point games from 11/13-11/20 (5g, 3a)... Scored a hat trick and added an assist vs. Chilliwack (2/19)... Scored a goal in seven straight games from 2/26-3/12 (11g, 3a) and posted a 10-game point streak from 2/26-3/19 (14g, 6a)... Added 27 points (9g, 18a) in 21 WHL playoff games... Opened the postseason with a nine-game point streak from 3/26-4/15 (7g, 11a)... **2011-12:** Recorded one goal in 55 NHL games with the NY Islanders... Also posted four points (3g, 1a) in six AHL games with Bridgeport... Began the season in the AHL... Made AHL debut vs. Connecticut (11/2)... Registered first career AHL point with an assist vs. Norfolk (11/5)... Scored first career AHL goal at Worcester (11/11)... Scored a goal in three straight games from 11/11-11/13 (3g)... Recalled by NY Islanders (11/14)... Made NHL season debut vs. NYR (11/15)... Scored a goal at CHI (12/2)... Logged a season-high 17:07 of ice time at CBJ (4/7)... **2012-13:** Posted 50 points (28g, 22a) in 74 AHL games with Bridgeport... Led Sound Tigers in goals and finished second on the team in points and power-play goals (10)... Posted three points (1g, 2a) in season opener at Connecticut (10/12)... Registered a nine-game point streak from 11/3-11/21 (5g, 7a)... Tallied a six-game point streak from 12/5-12/15 (3g, 4a)... Scored a goal in three straight games from 3/6-3/12 (3g, 1a)... Traded to Minnesota (6/30)... **2013-14:** Registered 36 points (14g, 22a) in 81 NHL games with Minnesota... Finished third on the team in goals and sixth in assists and points... Posted an assist in Wild debut vs. LA (10/3)... Scored first Wild goal vs. DAL (10/12)... Established single-game career high with three assists vs. NJ (11/3)... Logged a season-high 18:12 of ice time at COL (11/30)... Played 100th career NHL game vs. VAN (12/17)... Registered a four-game point streak from 1/2-1/9 (2g, 3a)... Posted two assists at PHX (1/9)... Scored first career NHL game-winning goal and added an assist vs. NSH (2/6)...

Added six points (3g, 3a) in 13 playoff games... Made NHL playoff debut and tallied an assist at COL (4/17) in Western Conference First Round... Registered three points (2g, 1a) including the overtime winner in Game 7 at COL (4/30)... Scored the game-winning goal in Game 4 of the Western Conference Second Round vs. CHI (5/9)... **2014-15:** Tallied 37 points (24g, 13a) in 80 NHL games with Minnesota... Finished second on the team in goals and power-play goals (6)... Led the Wild in game-winning goals (5)... Scored a goal and took a season-high seven shots in season opener vs. COL (10/9)... Scored first career NHL shorthanded goal vs. PIT (11/4)... Scored first career NHL hat trick vs. BUF (11/13)... Logged a season-high 19:24 of ice time vs. WPG (12/27)... Played 200th career NHL game vs. CAR (2/14)... Scored two goals at VAN (2/16)... Scored two goals at NSH (2/26)... Posted a three-game assist streak from 3/6-3/10 (3a)... Scored two goals vs. LA (3/28)... Added five points (4g, 1a) in 10 playoff games... Tallied points in four straight games (Games 3-6) of Western Conference First Round vs. STL (4/20-4/26: 3g, 1a)... **2015-16:** Posted 43 points (20g, 23a) in 82 NHL games with Minnesota... Skated in every game for the first time in his NHL career... Finished third on the team in goals and fifth in points... Scored a goal in season opener at COL (10/8)... Played a season-high 20:30 vs. NSH (11/5)... Posted an assist in three straight games from 12/28-1/2 (1g, 3a)... Tallied a three-game assist streak from 1/23-2/2 (1g, 3a)... Scored a power-play goal for his 100th career NHL point and took a season-high eight shots at NYI (2/2)... Registered two assists at CGY (2/17)... Posted three points (2g, 1a) vs. COL (3/1)... Recorded a five-game point streak from 3/12-3/20 (4g, 3a)... Scored a goal in 300th career NHL game vs. CGY (3/24)... Added six points (1g, 5a) in six playoff games... Recorded points in four straight games (Games 3-6) in Western Conference First Round vs. DAL (4/18-4/24)... **2016-17:** Posted career highs in goals (25), assists (32) and points (57) while playing in all 82 NHL games for Minnesota... Finished third on the team in goals and fourth in points... Led the Wild in power-play goals (8)... Scored two goals vs. PIT (11/25)... Posted a four-game point streak from 12/9-12/15 (1g, 4a)... Tallied two assists at NSH (12/15)... Took a season-high seven shots vs. NJ (1/7)... Scored two goals vs. MTL (1/12)... Recorded a four-game point streak from 1/15-1/21 (3g, 3a)... Registered three points (2g, 1a) vs. ARI (1/19)... Posted three points (1g, 2a) vs. STL (1/26)... Tallied a four-game point streak from 2/7-2/12 (4g, 2a)... Scored two goals at WPG (2/7)... Scored two goals vs. OTT (3/30)... Posted three points (2g, 1a) vs. CAR (4/4)... Added one assist in five playoff games... **2017-18:** Registered 32 points (18g, 14a) in 63 NHL games with Minnesota... Missed 19 games due to injury... Finished fourth on the team in goals and tied for second in power-play goals (7)... Recorded a career-best eight-game point streak from 11/9-11/24 (7g, 2a) and a career-best six-game goal streak from 11/14-11/24 (7g)... Scored a goal in 400th career NHL game vs. PHI (11/14)... Scored a power-play goal in five straight games from 11/16-11/24 (5ppg)... Logged a season-high 19:23 of ice time at ANA (12/8)... Posted a hat trick vs. BUF (1/4)... Scored 100th career NHL goal vs. WSH (2/15)... Recorded 100th career NHL assist for his 200th career NHL point vs. DET (3/4)... Registered a four-game point streak from 3/16-3/24 (2g, 2a)... Skated in five playoff games.



# BRETT PESCE 22



Defenseman • Shoots Right

6'4" • 201 lbs.

11/15/94 • Tarrytown, N.Y.

Acquired: 2013 NHL Draft

2018-19 Team: Carolina (NHL)

Drafted: Carolina 2013 (3-66)

## CAREER STATS

YEAR	TEAM	LEAGUE	REGULAR SEASON					PLAYOFFS				
			GP	G	A	P	PIM	GP	G	A	P	PIM
2008-09	North Jersey	AYHL	26	5	10	15	26	-	-	-	-	-
2009-10	North Jersey	AYHL	32	2	11	13	6	-	-	-	-	-
2010-11	North Jersey	AYHL	20	9	18	27	8	-	-	-	-	-
2011-12	Jersey Hitmen	EJHL	17	1	5	6	18	-	-	-	-	-
	USNTDP U18	U-18	4	0	0	0	0	-	-	-	-	-
2012-13	New Hampshire	Hockey East	38	1	5	6	10	-	-	-	-	-
2013-14	New Hampshire	Hockey East	41	7	14	21	6	-	-	-	-	-
2014-15	New Hampshire	Hockey East	31	3	13	16	32	-	-	-	-	-
	Charlotte	AHL	4	0	1	1	6	-	-	-	-	-
<b>2015-16</b>	<b>Carolina</b>	<b>NHL</b>	<b>69</b>	<b>4</b>	<b>12</b>	<b>16</b>	<b>16</b>	-	-	-	-	-
	Charlotte	AHL	3	1	2	3	0	-	-	-	-	-
<b>2016-17</b>	<b>Carolina</b>	<b>NHL</b>	<b>82</b>	<b>2</b>	<b>18</b>	<b>20</b>	<b>20</b>	-	-	-	-	-
<b>2017-18</b>	<b>Carolina</b>	<b>NHL</b>	<b>65</b>	<b>3</b>	<b>16</b>	<b>19</b>	<b>18</b>	-	-	-	-	-
<b>2018-19</b>	<b>Carolina</b>	<b>NHL</b>	<b>73</b>	<b>7</b>	<b>22</b>	<b>29</b>	<b>24</b>	<b>15</b>	<b>0</b>	<b>6</b>	<b>6</b>	<b>0</b>
<b>Hurricanes/NHL Totals (4 Seasons)</b>			<b>289</b>	<b>16</b>	<b>68</b>	<b>84</b>	<b>78</b>	<b>15</b>	<b>0</b>	<b>6</b>	<b>6</b>	<b>0</b>

- June 30, 2013—Selected by the Carolina Hurricanes in the 2013 NHL Draft. Third round, 66th overall.
- March 27, 2015—Signed a three-year, entry-level contract with the Carolina Hurricanes.

## HIGHLIGHTS

### NHL FIRSTS:

**Game:** 10/24/15; 5-2 L at SJ

**Point:** 10/30/15; 3-2 W vs. COL (assist)

**Goal:** 11/22/15; 4-3 W vs. LA (Quick)

### SHOOTOUTS:

0 attempts, 0 goals

0 game-deciding goals

### NHL HIGHS:

**Goals:** 1-9x (last: 2/15/18; 2-5 L at NJ)

**Assists:** 2-2x (last: 1/4/18; 4-0 W at PIT)

**Points:** 2-4x (last: 1/4/18; 4-0 W at PIT)

**Penalty Min:** 4 (2/4/17; 5-4 W at NYI)

**Goal Streak:** 2-2x (last: 10/9/18-10/13/18: 2g, 1a)

**Assist Streak:** 3 (12/11/15-12/15/15: 3a)

**Point Streak:** 3-2x (last: 3/1/19-3/5/19: 1g, 3a)

## PERSONAL

Brett is single and spends his summers in New York... He started playing hockey at the age of three and his first youth team was the Westchester Vipers... He says his dad had the biggest influence on his career and the best advice he's ever received is to "never settle in life"... His favorite team growing up was the New York Rangers and his favorite player was Ryan McDonagh... Brett's first job was in landscaping... His favorite television show is Friday Night Lights, favorite movie is Wedding Crashers, favorite actor is Kevin Hart and favorite musical artist is Luke Bryan... Brett's Twitter and Instagram handle is @brettpesce22 and his favorite app is Snapchat... His favorite website is Netflix and favorite

vacation spots are Florida and Avalon, NJ... His biggest talent outside of hockey is bowling... Brett also excelled in lacrosse growing up... His favorite food is pizza and favorite video games are Halo and Call of Duty... He is a fan of the Dallas Cowboys and his favorite athlete outside of hockey is Stephen Curry... His favorite road city is Los Angeles, favorite road arena is United Center and favorite team to play against is the New York Rangers... His favorite former teammate was his older brother, Brad... The celebrity he'd most like to meet is The Rock... His favorite thing about playing in the NHL is that it's the best league in the world... Brett's most memorable hockey moment was his first NHL goal.



## 2018-19 SEASON

Completed his fourth NHL/Hurricanes season... Posted career highs in goals (7), assists (22) and points (29) while skating in 73 games... Set franchise record for plus/minus with a +35 rating... Finished second on the team with 131 blocked shots... Posted two points (1g, 1a) at MIN (10/13)... Scored the game-winning goal at ANA (12/7)... Tallied two assists at MTL (12/13)... Recorded two assists at NYR (2/8)... Posted 12 points (2g, 10a) in 16 March games, marking his most points in a calendar month in his NHL career... Tallied a three-game point streak from 3/1-3/5 (1g, 3a)... Posted two assists vs. STL (3/1)... Registered two assists at NSH (3/9)... Logged a season-high 24:41 of ice time at COL (3/11)... Scored the game-winning goal vs. MIN (3/23)... Made his NHL playoff debut in

## CAREER

Entering his fifth NHL season with Carolina... Selected by the Hurricanes in the third round, 66th overall, of the 2013 NHL Draft... Ranked 40th on NHL Central Scouting's final list of North American skaters for the 2013 Draft... Signed a three-year, entry-level contract with the Hurricanes on 3/27/15... Signed a six-year extension on 8/1/17 that runs through the 2023-24 season... Spent three seasons with the New Jersey Avalanche of the Atlantic Youth Hockey League (AYHL) from 2008-2011, totaling 55 points (16g, 39a) in 72 games... **2011-12:** Played for the New Jersey Hitmen of the Eastern Junior Hockey League (EJHL), earning six points (1g, 5a) in 17 games... Also spent time with the U.S. National Development team during the holiday break that season, appearing in four games for the Under-18 team... Represented the U.S. Under-18 team at the 2011 Ivan Hlinka Memorial Tournament in Slovakia and the Czech Republic, notching an assist on the game-winning goal vs. Russia... **2012-13:** Completed his freshman season for the University of New Hampshire (Hockey East), totaling six points (1g, 5a) in 38 games... Was sixth on the team in plus/minus (+7)... Appeared in all but one of the Wildcats' games... Earned his first career point with an assist at Colorado College (11/23)... Netted his first collegiate goal at UMass-Lowell (12/1)... **2013-14:** Played all 41 games for New Hampshire during his sophomore season, setting career highs in goals (7), assists (14) and points (21)... Netted his first goal of the season vs. UMass Lowell (11/2)... Registered a pair of assists vs. Princeton (12/29)... Had a 10-game point streak (5g, 8a) from 1/24-3/1... Scored a goal and tallied two assists for a career-high three points vs. Notre Dame (1/31)... Matched that mark with a goal and two assists in the decisive game three of the Hockey East Quarterfinals against Northeastern (3/16), including the game-winning goal with 6:19 left in the third period... **2014-15:** Completed his third year of college hockey for New Hampshire, ranking second among Wildcats defensemen in points (16) and first in assists (13)... Was tied for fourth among all UNH skaters in plus/minus (+10)... Scored a goal and added an assist vs. Michigan (10/17)... Earned points in four consecutive games from 2/7-2/20 (1g, 4a)... Assisted on all three of UNH's goals in a 3-0 victory against Merrimack (2/28)... Completed his collegiate career with 43 points (11g, 32a) in 110 games for New Hampshire... Joined Charlotte of the American Hockey

Game 1 of the Eastern Conference First Round at WSH (4/11)... Tallied his first postseason point with an assist in Game 6 vs. WSH (4/22)... Earned two assists in Carolina's Game 7 victory at WSH (4/24)... Recorded an assist on Jordan Staal's game-winning goal in overtime of Game 1 of the Second Round at NYI (4/26) to extend his assist streak to three games (4/22-4/26: 4a)... **Longest goal streak:** 2 games (10/9-10/13: 2g, 1a)... **Longest assist streak:** 2 games-2x (last: 3/28-3/30: 2a)... **Longest point streak:** 3 games (3/1-3/5: 1g, 3a)... **Multi-assist games:** 4 (last: 3/9 at NSH: 2a)... **Multi-point games:** 5 (last: 3/9 at NSH: 2a).

League (AHL) after signing his professional contract with the Hurricanes on 3/27, appearing in four games for the Checkers... Made his pro debut vs. Oklahoma City (4/2)... Earned his first pro point with an assist vs. Oklahoma City (4/3)... **2015-16:** Completed his rookie season with Carolina, totaling 16 points (4g, 12a) in 69 games... Appeared in three games on the American Hockey League (AHL) level for Charlotte, posting three points (1g, 2a)... Was tied for fourth among NHL rookie defensemen in goals (4) and tied for sixth in scoring (16 points)... Ranked ninth among all NHL defensemen in takeaways (43) and ninth among NHL rookie defensemen in blocks (83)... Made his NHL/Hurricanes debut at SJ (10/24)... Earned first NHL/Hurricanes point (assist) vs. COL (10/30)... Beat Jonathan Quick for his first NHL goal and added an assist vs. LA (11/22) for his first career multi-point game... Had a two-game goal streak from 11/22-11/23 (2g, 1a)... Posted a three-game point streak from 12/11-12/15 (0g, 3a)... Games missed due to injury: 6 (Lower-body: 1/15-1/17, 1/24, 2/3-2/7)... **2016-17:** Completed his second NHL/Hurricanes season, setting career highs in assists (18) and points (20)... Was one of six Carolina players to skate in all 82 games... Tied for first on the team and 10th among all league defensemen with a +23 rating... His +23 rating was tied for the fourth-best plus/minus season in franchise history... Ranked second on the team with 148 blocked shots... Notched an assist in his 100th NHL/Hurricanes game vs. BUF (12/17)... Registered assists and points in two straight games from 12/17-12/22 (0g, 2a)... Had assists and points in two straight games from 3/11-3/13 (0g, 2a)... Set a new career high with his 17th point of the season vs. DET (3/28)... Earned his first multi-point game of the season with two assists, and registered a career high 27:17 of ice time vs. STL (4/8)... **2017-18:** Registered 19 points (3g, 16a) in 65 games with the Hurricanes... Ranked third on the team in time on ice per game (20:54) and blocked shots (101)... Recorded a season-high 26:15 of ice time at EDM (10/17)... Earned his first point of the season with an assist vs. TB (10/24)... Recorded his second career multi-assist game at PIT (1/4)... Scored the game-winning goal vs. MTL (2/1)... Recorded two points (1g, 1a) vs. VAN (2/9)... Played in his 200th NHL/Hurricanes game vs. LA (2/13)... Scored a goal at NJ (2/15)... Games missed due to injury: 17.





# JAMES REIMER 47



Goaltender • Catches Left

Acquired: 6/30/19, Trade with Florida

6'3" • 213 lbs.

2018-19 Team: Florida (NHL)

3/15/88 • Morweena, Man.

Drafted: Toronto 2006 (4-99)

## CAREER STATS

YEAR	TEAM	LEAGUE	REGULAR SEASON						PLAYOFFS					
			GP	MIN	GA	SO	GAA	W-L-OT	GP	MIN	GA	SO	GAA	W-L
2005-06	Red Deer	WHL	34	1709	80	0	2.81	7-18-3	-	-	-	-	-	-
2006-07	Red Deer	WHL	60	3339	148	3	2.66	26-23-7	7	417	27	0	3.88	3-4
2007-08	Red Deer	WHL	30	1668	76	1	2.73	8-15-4	-	-	-	-	-	-
2008-09	Toronto	AHL	3	183	10	0	3.28	1-2-0	-	-	-	-	-	-
	South Carolina	ECHL	6	363	8	0	1.32	6-0-0	8	497	18	0	2.17	4-3
	Reading	ECHL	22	1236	68	0	3.30	10-7-3	-	-	-	-	-	-
2009-10	Toronto	AHL	26	1520	57	1	2.25	14-8-2	-	-	-	-	-	-
2010-11	Toronto	NHL	37	2080	90	3	2.60	20-10-5	-	-	-	-	-	-
	Toronto	AHL	15	858	37	3	2.59	9-5-1	-	-	-	-	-	-
2011-12	Toronto	NHL	34	1879	97	3	3.10	14-4-4	-	-	-	-	-	-
2012-13	Toronto	NHL	33	1856	76	4	2.46	19-8-5	7	438	21	0	2.87	3-4
2013-14	Toronto	NHL	36	1785	98	1	3.29	12-16-1	-	-	-	-	-	-
2014-15	Toronto	NHL	35	1767	93	0	3.16	9-16-1	-	-	-	-	-	-
2015-16	Toronto	NHL	32	1809	75	0	2.49	11-12-7	-	-	-	-	-	-
	San Jose	NHL	8	481	13	3	1.62	6-2-0	1	29	1	0	2.06	0-0
2016-17	Florida	NHL	43	2325	98	3	2.53	18-16-5	-	-	-	-	-	-
2017-18	Florida	NHL	44	2411	120	4	2.99	22-14-6	-	-	-	-	-	-
2018-19	Florida	NHL	36	1805	93	0	3.09	13-12-5	-	-	-	-	-	-

**NHL Totals (9 seasons)** 338 18,198 852 21 2.81 144-120-39 8 467 22 0 2.82 3-4

- June 24, 2006—Selected by the Toronto Maple Leafs in the 2006 NHL Draft. Fourth round, 99th overall.
- February 27, 2016—Acquired by the San Jose Sharks from the Toronto Maple Leafs along with Jeremy Morin in exchange for Alex Stalock, Ben Smith and a third-round selection in the 2018 NHL Draft (Riley Slotts).
- July 1, 2016—Signed by the Florida Panthers as a free agent.
- June 30, 2019—Acquired by the Carolina Hurricanes from the Florida Panthers in exchange for Scott Darling and a sixth-round selection in the 2020 NHL Draft.

## PERSONAL

James and his wife, April, have two children... He and his family spend their summers in Kelowna... James was three years old when he began playing hockey and the biggest influence on his career was his parents... The best advice he's ever been given is "obstacles are things you see when you lose sight of the goal"... James' favorite players growing up were Ed Belfour and Mario Lemieux... His favorite teams were the Winnipeg Jets and Dallas Stars... His favorite TV show is Last Man Standing and his favorite movie is Gladiator... James' favorite actor is Dwayne "The Rock" Johnson and his favorite musician is U2... His

favorite vacation destination is Hawaii and his favorite restaurant is Mastro's Steakhouse... James' favorite sport to play other than hockey is Spikeball and his biggest talent is swimming... His favorite team is the New England Patriots and the person he'd most like to meet is Tom Brady... James' favorite road city is Anaheim, his favorite road arena is Xcel Energy Center in St. Paul and his favorite team to play against is the Dallas Stars... His most memorable hockey moment was playing in the 2013 playoffs with the Toronto Maple Leafs.

## HIGHLIGHTS

### NHL FIRSTS:

**Game:** 12/20/10; 6-3 L vs. ATL  
**Win:** 1/11/11; 5-1 W at OTT  
**Shutout:** 2/3/11; 3-0 W vs. CAR

### NHL SHOOTOUTS AND PENALTY SHOTS:

**Shutout Stats:** 17-21 (41 goals on 132 attempts)  
**Career Penalty Shots:** 7 (3 goals on 7 attempts)

### NHL HIGHS:

**Saves:** 49-4x (last: 4/4/15; 2-1 OTL at BOS)  
**Shots Faced:** 50-4x (last: 4/4/15; 2-1 OTL at BOS)  
**Win Streak:** 6 (2/7/13-3/6/13)  
**Streak w/out Regulation Loss:** 10 (2/8/11-3/3/11; 7-0-3)  
**Shutout Sequence:** 141:44 (12/22/17-12/28/17)



## 2018-19 SEASON

Completed his ninth NHL season... Posted a 13-12-5 record with a 3.09 goals-against average and .900 save percentage in 36 appearances with Florida... Stopped 15 of 16 shots faced in relief in season debut at TB (10/6)... Made 20 saves on 22 shots to earn first win of the season at NYI (10/24)... Stopped 34 of 35 shots faced in win vs. OTT (11/11)... Made 34 saves on 35 shots in win vs. PHI (12/29)... Stopped all 12 shots faced in relief to earn win at DET (12/31)... Made 37 saves in win at NSH

(1/19)... Stopped 34 of 35 shots faced in win vs. VGK (2/2)... Won three consecutive starts from 2/14-2/19... Made a season-high 41 saves in win vs. CGY (2/14)... Stopped 32 of 34 shots in win vs. BUF (2/19)... **Saves:** 836... **Shots Faced:** 929... **Win Streak:** 3 games-2x (last: 2/14-2/19)... **Starts Streak:** 5 games (11/24-12/1)... **Streak w/out Regulation Loss:** 5 games (12/23-1/10: 3-0-2).

## CAREER

Entering his 10th NHL season and first with the Hurricanes... Acquired by Carolina from the Florida Panthers on 6/30/19 in exchange for Scott Darling and a sixth-round selection in the 2020 NHL Draft... Represented Canada at the 2011 and 2014 IIHF World Championships... Named Kelly Cup Playoffs MVP after winning an ECHL title with South Carolina in 2008-09... **2005-06:** Made 34 appearances in his first WHL season with Red Deer, posting a 7-18-3 record, 2.81 goals-against average and .910 save percentage... Made eight saves on nine shots in relief in WHL debut at Calgary (9/25)... Made 28 saves in first career WHL start at Regina (9/30)... Made a season-high 47 saves at Medicine Hat (10/14)... Stopped 24 of 25 shots faced for first career WHL win at Calgary (11/20)... **2006-07:** Registered a 26-23-7 record, 2.66 goals-against average, .912 save percentage and three shutouts in 60 WHL games with Red Deer... Finished second among WHL goalies in games played... Posted a 10-game point streak from 10/1-11/3 (8-0-2)... Won six straight starts from 10/21-11/3... Named CHL Goaltender of the Week (10/24)... Made a season-high 39 saves vs. Prince George (12/8)... Stopped all 21 shots faced for first career WHL shutout at Calgary (1/11)... Earned a 25-save shutout vs. Kelowna (1/27)... Recorded a 25-save shutout vs. Kamloops (2/17)... Posted a 3-4 record, 3.88 goals-against average and .871 save percentage in seven playoff games... Made 38 saves to earn the win in WHL playoff debut at Medicine Hat (3/23)... **2007-08:** Posted an 8-15-4 record, 2.73 goals-against average, .916 save percentage and one shutout in 30 WHL games with Red Deer... Made a season-high 47 saves at Calgary (11/24)... Recorded a 46-save shutout vs. Moose Jaw (1/11)... **2008-09:** Registered a 16-7-3 record, 2.85 goals-against average and .917 save percentage in 28 ECHL games split between Reading and South Carolina... Won Kelly Cup with South Carolina... Also appeared in three AHL games with Toronto, earning a 1-2-0 record, 3.28 goals-against average and .882 save percentage... Began the season with Reading... Recalled to AHL (12/21)... Made 25 saves on 27 shots to earn the win in AHL debut vs. Manitoba (12/27)... Reassigned to Reading (12/29)... Finished regular season with South Carolina, winning all six starts and posting a 1.32 goals-against average and .961 save percentage with the Stingrays... Registered a 4-3 record, 2.17 goals-against average and .929 save percentage in eight playoff appearances with South Carolina... Named Kelly Cup Playoffs MVP... **2009-10:** Appeared in 26 AHL games with Toronto, earning a 14-8-2 record, 2.25 goals-against average, .925 save percentage and one shutout... Earned a point in seven straight decisions from 11/1-2/13 (6-0-1)... Made 31 saves for first career AHL shutout vs. Manitoba (2/20)... **2010-11:** Split the season between the AHL and NHL with Toronto... Posted a 9-5-1 record, 2.59 goals-against average, .920 save percentage and three shutouts in 15 AHL games with the Marlies... Registered a 20-10-5 record, 2.60 goals-against average, .921 save percentage and three shutouts in 37 NHL games with the Maple Leafs... Began the season in the AHL... Earned a point in seven straight AHL decisions from 11/3-1/16 (6-0-1)... Registered a 32-save shutout at Texas (11/6)... Posted a 29-save shutout vs. Abbotsford (12/4)... Recalled to NHL (12/17)... Made NHL debut and stopped all four shots faced in relief vs. ATL (12/20)... Made first career NHL start and stopped 32 of 33 shots faced to earn the win at OTT (1/1)... Made 41 saves in win at ATL (1/7)... Stopped 40 of 42 shots faced in win at SJ (1/11)... Reassigned to AHL (1/14)... Recorded a 29-save shutout vs. Peoria (1/22)... Recalled to NHL (1/23)... Stopped all 27 shots faced for first career NHL shutout vs. CAR (2/3)... Earned a point in 10 straight decisions from 2/8-3/3 (7-0-3)... Posted a 22-save shutout vs. OTT (2/19)... Registered a four-game win streak from 3/16-3/24... Recorded a 29-save shutout vs. MIN (3/22)... Named NHL Rookie of the Month for March after posting a 9-4-1 record during the month... **2011-12:** Appeared in 34 NHL games for Toronto, earning a 14-14-4 record, 3.10 goals-against average, .900 save percentage and three shutouts...

Opened the season with a 32-save shutout vs. MTL (10/6)... Posted 40 saves in back-to-back starts vs. LA (12/19) and vs. BUF (12/22)... Earned shutouts in back-to-back starts with 25 saves vs. PIT (2/1) and 49 saves at OTT (2/4)... Made 43 saves in win at NJ (3/23)... **2012-13:** Registered a 19-8-5 record, 2.46 goals-against average, .924 save percentage and four shutouts in 33 appearances to help Toronto reach the playoffs for the first time since 2003-04... Won six straight decisions from 2/7-3/6... Posted a 37-save shutout at MTL (2/9)... Earned a point in seven straight decisions from 3/16-3/30 (4-0-3)... Recorded a 31-save shutout at OTT (3/30)... Registered a 32-save shutout vs. NJ (4/15)... Played 100th career NHL game vs. NYI (4/18)... Made 49 saves on 50 shots in win at OTT (4/20)... Posted a 34-save shutout at FLA (4/25)... Registered a 3-4 record, 2.87 goals-against average and .923 save percentage in seven playoff games during the Eastern Conference Quarterfinals vs. BOS... Made 36 saves in NHL playoff debut in Game 1 at BOS (5/1)... Stopped 39 of 41 shots for first career NHL playoff win in Game 2 at BOS (5/4)... Made 43 saves on 44 shots in Game 5 win at BOS (5/10)... Stopped 29 of 30 shots faced in Game 6 win vs. BOS (5/12)... **2013-14:** Made 36 NHL appearances for Toronto, posting a 12-16-1 record, 3.26 goals-against average, .911 save percentage and one shutout... Earned the win in his first four decisions of the season (10/1-10/29)... Posted a 43-save shutout at EDM (10/29)... Made 43 saves at VAN (11/2)... Stopped 49 of 50 shots faced to earn the win vs. WSH (11/23)... Made 47 saves in win at OTT (12/7)... Made 42 saves at SJ (3/11)... Stopped all 31 shots faced in relief to earn win at LA (3/13)... **2014-15:** Posted a 9-16-1 record, 3.16 goals-against average and .907 save percentage in 35 NHL games with Toronto... Stopped 45 of 47 shots faced in win vs. CHI (11/1)... Made 41 saves on 42 shots in win at DET (12/10)... Stopped 40 of 41 shots faced in win vs. TB (3/31)... Made 49 saves on 50 shots at BOS (4/4)... **2015-16:** Registered a 17-14-7 record, 2.31 goals-against average, .922 save percentage and three shutouts in 40 NHL games with Toronto and San Jose... Began the season with the Maple Leafs... Stopped 43 of 44 shots faced in win vs. DAL (11/2)... Won five straight starts from 11/10-11/20... Made 43 saves on 45 shots in win vs. VAN (11/14)... Made 39 saves to earn the win in 200th career NHL game at BOS (2/2)... Traded to San Jose (2/27)... Posted a 6-2-0 record, 1.62 goals-against average, .938 save percentage and three shutouts in eight games with the Sharks... Made 22 saves in Sharks debut vs. VAN (3/5)... Posted a 31-save shutout for first Sharks win at EDM (3/8)... Stopped all 25 shots faced in shutout win vs. ARI (3/20)... Recorded a 29-save shutout at MIN (4/5)... Made one playoff appearance in relief, stopping six of seven shots faced in Game 4 of Western Conference Final vs. STL (5/21)... **2016-17:** Signed with Florida as a free agent (7/1)... Posted an 18-16-5 record, 2.53 goals-against average, .920 save percentage and three shutouts in 43 NHL games with Florida... Made 25 saves in Panthers debut at TB (10/18)... Stopped 34 of 36 shots faced for first Panthers win at DET (10/30)... Earned a point in seven straight decisions from 12/31-2/20 (6-0-1)... Earned the win in five straight decisions from 1/26-2/20... Made 22 saves to earn 100th career NHL win vs. ANA (2/3)... Posted a 25-save shutout vs. CHI (3/25)... Closed out the regular season with back-to-back shutouts, making 30 saves vs. BUF (4/8) and 38 saves at WSH (4/9)... **2017-18:** Registered a 22-14-6 record, 2.99 goals-against average, .913 save percentage and four shutouts in 44 NHL games with Florida... Established new career highs in games played, starts (42), wins, saves (1,253) and shots faced (1,373)... Made 41 saves on 42 shots at WSH (10/21)... Stopped 44 of 47 shots faced at CAR (12/2)... Won five straight starts from 12/19-12/30... Posted a 38-save shutout vs. OTT (12/23)... Recorded a 38-save shutout vs. MTL (12/30)... Made 46 saves on 48 shots at CBJ (1/7)... Earned a 46-save shutout vs. BOS (3/15)... Registered a 32-save shutout at NYI (3/26)... Made 19 saves in 300th career NHL game at BOS (3/31).



# JACCOB SLAVIN 74



Defenseman • Shoots Left

6'3" • 213 lbs.

5/1/94 • Erie, Colo.

Acquired: 2012 NHL Draft

2018-19 Team: Carolina (NHL)

Drafted: Carolina 2012 (4-120)

## CAREER STATS

YEAR	TEAM	LEAGUE	REGULAR SEASON					PLAYOFFS				
			GP	G	A	P	PIM	GP	G	A	P	PIM
2010-11	Chicago	USHL	17	1	0	1	10	-	-	-	-	-
2011-12	Chicago	USHL	60	3	27	30	12	-	-	-	-	-
2012-13	Chicago	USHL	62	5	28	33	6	-	-	-	-	-
2013-14	Colorado College	NCHC	32	5	20	25	11	-	-	-	-	-
2014-15	Colorado College	NCHC	34	5	12	17	2	-	-	-	-	-
<b>2015-16</b>	<b>Carolina</b>	<b>NHL</b>	<b>63</b>	<b>2</b>	<b>18</b>	<b>20</b>	<b>8</b>	-	-	-	-	-
	Charlotte	AHL	14	0	7	7	0	-	-	-	-	-
<b>2016-17</b>	<b>Carolina</b>	<b>NHL</b>	<b>82</b>	<b>5</b>	<b>29</b>	<b>34</b>	<b>12</b>	-	-	-	-	-
<b>2017-18</b>	<b>Carolina</b>	<b>NHL</b>	<b>82</b>	<b>8</b>	<b>22</b>	<b>30</b>	<b>10</b>	-	-	-	-	-
<b>2018-19</b>	<b>Carolina</b>	<b>NHL</b>	<b>82</b>	<b>8</b>	<b>23</b>	<b>31</b>	<b>18</b>	<b>15</b>	<b>0</b>	<b>11</b>	<b>11</b>	<b>0</b>
<b>Hurricanes/NHL Totals (4 Seasons)</b>			<b>309</b>	<b>23</b>	<b>92</b>	<b>115</b>	<b>48</b>	<b>15</b>	<b>0</b>	<b>11</b>	<b>11</b>	<b>0</b>

- June 23, 2012—Selected by the Carolina Hurricanes in the 2012 NHL Draft. Fourth round, 120th overall.
- July 1, 2015—Signed a three-year, entry-level contract with the Carolina Hurricanes.

## HIGHLIGHTS

### NHL FIRSTS:

- Game:** 11/20/15; 2-1 SOL vs. TOR
- Point:** 11/30/15; 4-3 L at NYR (assist)
- Goal:** 12/8/15; 6-5 L at DAL (Lehtonen)

### SHOOTOUTS:

- 15 attempts, 4 goals (26.7%)
- 3 game-deciding goals

### NHL HIGHS:

- Goals:** 3 (3/13/17; 8-4 W at NYI)
- Assists:** 3-2x (last: 1/20/19; 7-4 W at EDM)
- Points:** 4 (3/13/17; 8-4 W at NYI)
- Penalty Min:** 4-2x (last: 2/18/18; 2-3 OTL vs. NJ)
- Goal Streak:** 2-4x (last: 3/30/19-3/31/19: 2g)
- Assist Streak:** 5 games (2/28/17-3/7/17: 5a)
- Point Streak:** 5 games (2/28/17-3/7/17: 5a)

## PERSONAL

Jacob and his wife, Kylie, have a daughter named Emersyn... They split their summers between Raleigh and Colorado and have two Goldendoodles named Simba and Lola... He started skating when he was two and his first youth team was the Hyland Hills Jaguars... The biggest influence on his career has been his dad and the best advice he's been given is "All glory to God"... Jacob's favorite team growing up was the Buffalo Sabres and his favorite player was Nicklas Lidstrom... His favorite movie is Miracle, favorite television show is White Collar, favorite app is Snapchat and favorite book is Hunger Games... He enjoys family time and golf when he's away from the rink... Jacob's favorite actor is Will Smith, favorite

musical artist is Lecrae, and favorite vacation spots are Mexico and Whistler, B.C... His first job was working as a baseball umpire... His favorite website is Netflix and favorite meal is steak and potatoes... Jacob's Twitter and Instagram handle is @Jslavin74... His dogs are also on Instagram at @twofloofydoodles... His favorite sport to watch outside of hockey is golf, favorite team is the Denver Broncos and favorite non-hockey athlete is Tim Tebow... His favorite holidays are Christmas and Easter... Jacob's most-memorable hockey moment was scoring his first NHL goal... He likes playing in the NHL because it's the best league in the world... His favorite road city is New York and favorite road arena is United Center.





## 2018-19 SEASON

Completed his fourth NHL/Hurricanes season... Registered 31 points (8g, 23a)... Played in all 82 games for the third straight season, extending his streak to 303 consecutive games played... Tied his career high in goals... Set a new career high in power-play goals (5)... Led team in TOI per game (23:02) for the third straight season... Posted career highs in hits (70) and takeaways (86)... Led the Hurricanes and finished sixth in the NHL in takeaways... Led team in blocked shots (133)... Became the 14th defenseman in franchise history to record a power-play goal and a shorthanded goal in the same season... Tallied two assists vs. VAN (10/9)... Tied a single-game career high with seven shots at ARI (11/2)... Scored a PPG in back-to-back games (11/6-11/8: 2g)... Logged a season-high 26:35 of ice time vs. DET (11/10)... Posted two points (1g, 1a) at MTL (12/13)... Recorded a three-game point streak from 1/4-1/8 (2g, 1a)... Tallied 100th career NHL/Hurricanes point with a PPG at NYI (1/8)... Earned a four-game assist streak from 1/20-2/1 (6a)... Tied a single-game career high with three assists at EDM (1/20)... Registered a three-game point streak from 2/21-2/26 (1g, 2a)... Scored a PPG vs. LA (2/26)... Played 300th career NHL/Hurricanes game vs. WPG (3/8)... Scored a SHG vs. PHI (3/30)... Played 300th consecutive NHL/Hurricanes game and scored a PPG at PIT (3/31)... Recorded 11 assists in 15 playoff games, marking the fifth-most assists, and the most by a defenseman, in a single postseason in franchise history... His 11 points during

the 2019 playoffs is tied for the second-most points by a defenseman in a single postseason in franchise history... Finished the playoffs ranked tied for fourth among defensemen in assists and sixth in points... Recorded nine assists in Carolina's first round series vs. WSH, establishing a franchise record for assists in one playoff series... Made his NHL playoff debut in Game 1 of the Eastern Conference First Round at WSH (4/11)... Earned his first career postseason points with two assists in Game 2 at WSH (4/13)... Tallied two assists in Game 3 vs. WSH (4/15)... Recorded an assist in Game 4 vs. WSH (4/18), extending his assist streak to three games (4/13-4/18: 5a)... Recorded three assists in Game 7 at WSH (4/24), including an assist on Brock McGinn's series-winning goal in double overtime as the Hurricanes eliminated the defending Stanley Cup champions... Slavin's three-assist game marked the third three-assist game by a defenseman in franchise playoff history, joining Brad Shaw (1990) and Scot Kleinendorst (1987)... Game 7 also marked the third multi-assist game of the series for Slavin, marking the most multi-assist games by a defenseman in a single postseason in franchise history... Slavin's three points also set a franchise record and tied an NHL record for points by a defenseman in a Game 7... **Longest goal streak:** 2 games-3x (last: 3/30-3/31: 2g)... **Longest assist streak:** 4 games (1/20-2/1: 6a)... **Longest point streak:** 4 games (1/20-2/1: 6a)... **Multi-assist games:** 2 (last: 1/20 at EDM: 3a)... **Multi-point games:** 3 (last: 1/20 at EDM: 3a).

## CAREER

Entering his fifth NHL season with Carolina... Selected by the Hurricanes in the fourth round, 120th overall, in the 2012 NHL Draft... Signed a seven-year contract extension with the Hurricanes on 7/12/17 which goes through the 2024-25 campaign... Had 42 points (10g, 32a) in 66 career collegiate games for Colorado College (NCHC)... Represented the United States at the 2014 World Junior Championship in Sweden, totaling two points (1g, 1a) and a +1 rating in five games... Played for the Colorado Thunderbirds prior to beginning his USHL career... **2010-11:** Appeared in his first USHL season with the Chicago Steel, netting one goal in 17 games... Also spent time with the Colorado Thunderbirds' U-16 and U-18 squads... **2011-12:** Scored three goals and earned 27 assists (30 points), playing in all 60 regular-season games for the Chicago Steel (USHL)... Led all Steel defensemen and ranked tied for eighth among USHL blueliners in scoring (30 points)... Ranked third among Chicago skaters and fifth among USHL defensemen in assists (27)... Was third among Steel skaters in plus/minus (+6)... **2012-13:** Completed his final season in the USHL with Chicago... Led Steel defensemen and was tied for sixth among USHL defensemen in scoring with 33 points (5g, 28a)... Established USHL career highs in games played (62), goals (5), assists (28), points (33) and penalty minutes (33)... His 16 power-play points (1g, 15a) and two game-winning goals were also career highs... Completed his USHL career with 64 points (9g, 55a) in 139 career games... **2013-14:** Named

National Collegiate Hockey Conference (NCHC) Rookie of the Year after notching five goals and 20 assists (25 points) in 32 games during his freshman season at Colorado College... Also named to the NCHC All-Rookie Team and NCHC Second All-Star Team... Led all Tigers skaters in points and assists... Was tied for 16th among all NCAA defensemen in scoring... Earned an assist in his collegiate debut vs. Minnesota-Duluth (10/18)... Netted his first college goal in his second game, vs. Minnesota-Duluth (10/19)... Had his first multi-point game with a pair of assists vs. Nebraska-Omaha (12/7)... Earned his first multi-goal game with two goals at North Dakota (1/10)... Had two four-game point streaks: from 12/14-1/11 (3g, 2a) and from 2/14-2/22 (0g, 5a)... **2014-15:** Named to the NCHC First All-Star Team after totaling five goals and 12 assists (17 points) during his sophomore season at Colorado College... Led Tigers defensemen in assists and points and was tied for first in goals... Assisted on both Colorado College goals at Boston College (10/24)... Earned a career-high three points in consecutive games with a goal and two assists in wins at Connecticut (1/6) and vs. Omaha (1/20)... Matched his career high with two goals at Denver (2/21)... **2015-16:** Completed his rookie season with Carolina, posting 20 points (2g, 18a) in 63 games played... Was fifth among NHL rookie defensemen in points and tied for fourth in assists... Was second among NHL rookie defensemen in time on ice per game (20:59)... Ranked third among all NHL defensemen in takeaways (54)... Ranked first among



## CAREER CONTINUED

Hurricanes blueliners in plus/minus (+1), third in points (20) and tied for second in assists (18)... Appeared in 14 games for the Charlotte Checkers of the American Hockey League (AHL) prior to being recalled, totaling seven assists... Made his NHL/Hurricanes debut vs. TOR (11/20)... Earned his first NHL/Hurricanes point with an assist at NYR (11/30)... Beat Kari Lehtonen for his first NHL/Hurricanes goal at DAL (12/8)... Earned a pair of assists at NJ (3/1) for his first career NHL multi-point game... Skated a season-high 29:54 of ice time at TB (3/5)... Scored the game-winning goal in the shootout vs. OTT (3/8)... **2016-17:** Posted career highs in points (34), assists (29) and shorthanded points (4)... Led the team in blocked shots, (161), takeaways (83), time on ice per game (23:26) and shorthanded time on ice per game (3:07)... Was tied for first in plus/minus rating (plus-23), tied for the fourth-best plus/minus season in franchise history... Ranked second in the NHL in takeaways (83), tied for 10th among league defenseman in plus/minus rating (+23) and led all league blueliners with four shorthanded points... Was one of six Hurricanes skaters to play in all 82 games... Scored the shootout deciding goal at NSH (11/5)... Established career-long assist and point streak from 2/28-3/7 (0g, 5a)... Earned his first career hat trick and added an assist for a career-high four points at NYI (3/13), becoming the youngest defenseman in franchise history to score three goals in a game... Notched two assists vs. NSH (3/18) for his first multi-assist game of the season and became the 15th Carolina blueliner to record 25 or more assists in a single season since relocation... **2017-18:** Registered 30

points (8g, 22a) in 82 games with the Hurricanes... One of four Canes skaters to play in all 82 games... Has played in 221 consecutive games (12/5/15-4/9/18), marking the third-longest consecutive games played streak in franchise history... Posted career highs in goals and shots (154)... Ranked 10th in the NHL and first among League defensemen in takeaways (77)... Led the Hurricanes in blocked shots (154) and time on ice per game (22:35)... Ranked tied for second among Carolina defensemen in goals and assists and ranked third in points... Earned two points (1g, 1a) and logged a season-high 27:34 of ice time at EDM (10/17)... Tallied two points (1g, 1a) at BUF (12/15), including his first career game-winning goal in overtime... Scored his first career power-play goal vs. VGK (1/21)... Played in his 200th NHL/Hurricanes game vs. VAN (2/9)... Played in his 200th consecutive game vs. PIT (2/23), becoming the fifth player in franchise history to record a consecutive games played streak of 200-or-more games... Registered two points (1g, 1a) vs. PHI (3/17)... Recorded two points (1g, 1a) at NYI (3/18)... Recorded his first career three-assist game vs. ARI (3/22), becoming the 20th defenseman in franchise history to earn three-or-more assists in a game... Posted a (+4) rating at OTT (3/24)... **Longest goal streak:** 2 games (3/17-3/18: 2g, 2a)... **Longest assist streak:** 2 games (12/23-12/27: 2a; 2/9-2/10: 2a; 3/17-3/18: 1g, 1a)... **Longest point streak:** 4 games (2/9-2/15: 1g, 3a)... **Multi-assist games:** 1 (3/22 vs. ARI: 3a)... **Multi-point games:** 5 (Last: 3/22 vs. ARI: 3a).

## JACCOB SLAVIN CAREER HIGHLIGHTS

**Iron Man:** Has appeared in all 82 games for three consecutive seasons (2016-19). He has played in 303 consecutive games, which is the third-longest streak in franchise history.

### **Most Consecutive Games Played, Franchise History**

1. Dave Tippett (3/3/84-10/7/89): 419
2. Eric Staal (3/20/04-11/1/09): 349
3. *Jacob Slavin* (12/5/15-present): 303
4. Pat Verbeek (2/27/92-3/22/95): 218
5. Justin Williams (3/27/04-12/20/07): 205

**Slavin Away:** Recorded 11 points during the 2019 playoffs, which is tied for the second-most points by a defenseman in one postseason in franchise history. Slavin's 11 points trails only Frantisek Kaberle, who recorded 13 points (4g, 9a) in 25 games during the 2006 postseason.

**Here to Assist:** Earned 11 assists in 15 games during the 2019 playoffs, marking the fifth-most assists, and the most by a defenseman, in a single postseason in franchise history. Slavin also recorded nine assists during the Hurricanes' first round series against Washington in 2019, marking the most assists in a single series by a player in franchise history.

### **Most Assists, Single Postseason**

1. Eric Staal (2006): 19
  2. Cory Stillman (2006): 17
  3. Matt Cullen (2006): 14
  4. Doug Weight (2006): 13
  5. *Jacob Slavin* (2019): 11
- Justin Williams (2006): 11





# JORDAN STAAL 11



Center • Shoots Left

6'4" • 220 lbs.

9/10/88 • Thunder Bay, Ont.

Acquired: 6/22/12, Trade with Pittsburgh

2018-19 Team: Carolina (NHL)

Drafted: Pittsburgh 2006 (1-2)

## CAREER STATS

YEAR	TEAM	LEAGUE	REGULAR SEASON					PLAYOFFS				
			GP	G	A	P	PIM	GP	G	A	P	PIM
2004-05	Peterborough	OHL	66	9	19	28	29	14	5	5	10	16
2005-06	Peterborough	OHL	68	28	40	68	69	19	10	6	16	16
2006-07	Pittsburgh	NHL	81	29	13	42	24	5	3	0	3	2
2007-08	Pittsburgh	NHL	82	12	16	28	55	20	6	1	7	14
2008-09	Pittsburgh	NHL	82	22	27	49	37	24	4	5	9	8
2009-10	Pittsburgh	NHL	82	21	28	49	57	11	3	2	5	6
2010-11	Pittsburgh	NHL	42	11	19	30	24	7	1	2	3	2
2011-12	Pittsburgh	NHL	62	25	25	50	34	6	6	3	9	2
2012-13	Carolina	NHL	48	10	21	31	32	-	-	-	-	-
2013-14	Carolina	NHL	82	15	25	40	34	-	-	-	-	-
2014-15	Carolina	NHL	46	6	18	24	14	-	-	-	-	-
2015-16	Carolina	NHL	82	20	28	48	34	-	-	-	-	-
2016-17	Carolina	NHL	75	16	29	45	38	-	-	-	-	-
2017-18	Carolina	NHL	79	19	27	46	26	-	-	-	-	-
2018-19	Carolina	NHL	50	11	17	28	26	15	4	6	10	8
<b>Hurricanes Totals (7 Seasons)</b>			<b>462</b>	<b>97</b>	<b>165</b>	<b>262</b>	<b>204</b>	<b>15</b>	<b>4</b>	<b>6</b>	<b>10</b>	<b>8</b>
<b>NHL Totals (13 Seasons)</b>			<b>893</b>	<b>217</b>	<b>293</b>	<b>510</b>	<b>435</b>	<b>88</b>	<b>27</b>	<b>19</b>	<b>46</b>	<b>42</b>

• June 24, 2006—Selected by the Pittsburgh Penguins in the 2006 NHL Entry Draft. First round, second overall.

• June 22, 2012—Acquired by the Carolina Hurricanes from the Pittsburgh Penguins in exchange for Brandon Sutter, Brian Dumoulin and a first-round selection in the 2012 NHL Draft (Derrick Pouliot).

## PERSONAL

Jordan and his wife, Heather, were married on June 22, 2012, the same day that he was traded to the Hurricanes... They have two daughters, Abigail and Lilah, and a son, Henry... His brother Eric was drafted by the Hurricanes in 2003 and now plays for the Minnesota Wild and his brother Marc plays for the New York Rangers... Jordan helped to form the Staal Family Foundation, which benefits children fighting cancer and their families... He hosted families in the Staal Family Foundation suite at PNC Arena throughout the 2017-18 and 2018-19 seasons... Jordan says his parents had the biggest influence on his career, and his favorite player growing up was Joe Thornton... His first youth team was the Northwest Super Squirts and his first job was working on his father's sod farm... Jordan's favorite television show is Family Guy, favorite movie is Gladiator and favorite

food is pierogies... His preferred vacation spot is "a beach" and his favorite Triangle restaurant is Nina's... Jordan enjoys watching football and is a fan of the Pittsburgh Steelers... His favorite athlete outside of hockey is Tiger Woods... His favorite website is nhl.com and favorite video game is Modern Warfare 3... The celebrity Jordan would most like to meet is Denzel Washington... His favorite holiday is Christmas... He's worn No. 11 his entire life, and chose it because it was close to the No. 12 that both his father and his brother, Eric, wear... His favorite road city is Boston, favorite road arena is Bell Centre and favorite team to play against is Philadelphia... His most memorable hockey moment was winning the Stanley Cup with the Penguins in 2009.

## HIGHLIGHTS

### NHL FIRSTS:

**Game:** 10/5/06; 4-0 PIT W vs. PHI

**Point:** 10/12/06; 6-5 PIT W at NYR (goal)

**Goal:** 10/12/06; 6-5 PIT W at NYR (Lundqvist)

### SHOOTOUTS:

0 attempts, 0 goals

0 game-deciding goals

### NHL HIGHS:

**Goals:** 3-2x (last: 11/11/08; 7-6 PIT OT W at DET)

**Assists:** 4 (11/13/17; 5-1 W vs. DAL)

**Points:** 4-5x (last: 11/13/17; 5-1 W vs. DAL)

**Penalty Min:** 17 (11/27/09; 3-2 PIT L at NYI)

**Goal Streak:** 5 (2/3/07-2/10/07: 7g)

**Assist Streak:** 10 (2/25/12-3/17/12: 10a)

**Point Streak:** 10 (2/25/12-3/17/12: 3g, 10a)



## 2018-19 SEASON

Completed his 13th NHL season and seventh with Carolina... Served as alternate captain... Tallied 28 points (11g, 17a) in 50 games... Missed 32 games due to injury... Led the Hurricanes and finished 12th in the NHL in faceoff percentage (55.8%)... Won at least half of his faceoffs in 35 of 50 games played... Scored the game-tying goal with 1:35 remaining vs. NYI (10/4)... Posted three points (1g, 2a) vs. NYR (10/7)... Scored a goal in three straight games from 10/7-10/13 (3g, 2a)... Tallied two assists vs. TOR (11/21)... Logged a season-high 24:21 TOI at LA (12/2)... Returned to the lineup with an assist after missing 32 of 34 games at DAL (2/23)... Registered a four-game point streak from 2/23-3/2 (1g, 5a)... Recorded three assists vs. LA (2/26)... Recorded 500th career NHL point with a goal vs. BUF (3/16)... Posted two points (1g, 1a) vs. TB (3/21)... Tallied two points (1g, 1a) vs. MIN (3/23)... Registered a three-game point streak from 3/21-3/24 (2g, 3a)... Posted two points (1g, 1a) at TOR (4/2)... Recorded two points (1g, 1a) at PHI (4/6)... Recorded 10 points (4g, 6a) in 15 postseason games, setting playoff career highs in assists, points and game-winning goals (2)... Ranked tied for third on the team in playoff points... Ranked tied for fifth

in the NHL in faceoff win percentage (51.8%) during the postseason... Made his Hurricanes playoff debut in Game 1 of the Eastern Conference First Round at WSH (4/11)... Scored a goal in Game 2 at WSH (4/13)... Tallied two assists in Game 3 vs. WSH (4/15), marking his second career multi-assist postseason game (4/24/2010 at OTT: 2a)... Recorded two points (1g, 1a), including the game-winning goal, in Game 6 vs. WSH (4/22), marking his ninth career multi-point postseason game... Scored the game-tying goal in the third period to force overtime in Game 7 at WSH (4/24)... Scored the game-winning goal in overtime in Game 1 of the Second Round at NYI (4/26), marking his first career postseason overtime goal and fourth career postseason game-winning goal... Earned an assist in Game 1 of the Eastern Conference Final at BOS (5/9) to extend his assist streak to three games (5/1-5/9: 3a)... **Longest goal streak:** 3 games (10/7-10/13: 3g, 2a)... **Longest assist streak:** 3 games (3/21-3/24: 2g, 3a)... **Longest point streak:** 4 games (2/23-3/2: 1g, 5a)... **Multi-assist games:** 3 (last: 2/26 vs. LA: 3a)... **Multi-point games:** 7 (last: 4/6 at PHI: 1g, 1a).

## CAREER

Entering his 14th NHL season and eighth with the Hurricanes... Acquired by the Hurricanes from Pittsburgh on 6/22/12 in exchange for Brandon Sutter, Brian Dumoulin and a first-round pick in the 2012 NHL Draft (Derrick Pouliot)... Signed a 10-year contract extension with the Hurricanes on 7/1/12, which goes through 2022-23... Selected by the Penguins with the second overall pick in the 2006 NHL Entry Draft... Nominated for the Calder Trophy (rookie of the year) in 2006 and the Selke Trophy (best defensive forward) in 2010... Played in a Penguins-franchise-record 358 consecutive games including playoffs (328, Ron Schock) from 12/7/06-4/30/10... His 302-game, regular-season, games-played streak ranks second in Penguins history (313, Schock)... Represented Canada at the 2007 IIHF World Championships along with his brother, Eric, earning a pair of assists and winning a gold medal... Earned three points (1g, 2a) and was (+5) in eight games at the 2013 IIHF World Championship for Canada... Was invited to Canada's orientation camps for the 2010 Olympic Games and the 2014 Olympic Games... **2004-05:** Completed his first season with Peterborough of the Ontario Hockey League (OHL), the same team his brother, Eric, played for in junior hockey... Earned 28 points (9g, 19a) in 66 regular-season games as a 16-year-old for the Petes... Was third on the team in playoff goals with six, totaling 10 points in 14 postseason contests... **2005-06:** Scored 68 points (28g, 40a) in 68 games for Peterborough... Tied for eighth in the OHL in game-winning goals (7)... Selected to play in the 2006 OHL All-Star Game, earning a pair of assists in the contest... Was second among Petes skaters with 10 goals and totaled 16 points (10g, 6a) in 19 playoff games as Peterborough captured the OHL championship... The Petes lost just three of their 19 games en route to the title and a berth in the 2006 Memorial Cup... **2006-07:** Completed his rookie NHL season with the Penguins in his draft year, totaling 42 points (29g, 13a) in 81 games... Ranked second among league rookies in goals (29), trailing only teammate Evgeni Malkin... Established an NHL rookie record with seven shorthanded goals...

Also established an NHL record for shooting percentage by a rookie (22.1%), leading all NHL players in that category... Ranked first among Penguins skaters and tied for second among NHL rookies in plus/minus (+16)... Was seventh on the team and sixth among NHL rookies in points (42)... Was a finalist for the Calder Trophy as the league's top rookie... Named to the NHL's All-Rookie Team... Made his NHL debut vs. PHI (10/5)... Scored his first NHL goal, a shorthanded tally against Henrik Lundqvist, vs. NYR (10/12)... Scored a pair of shorthanded goals vs. CBJ (10/21) to become the youngest player in NHL history to net two shorthanded goals in a game... One of those two goals was on a penalty shot, as he also became the youngest player to score on a penalty shot... Was the first NHL player since 1982 to score his first three NHL goals shorthanded... Netted his 20th goal of the season vs. PHI (2/8), becoming the third-youngest player in NHL history to reach the 20-goal mark, trailing only Ted Lindsay and Sidney Crosby... Was plus or even in 25 consecutive games from 12/15-2/10... Became the youngest player in NHL history (18 years, 153 days) to record a hat trick when he netted three goals, including the overtime winner, vs. TOR (2/10)... Appeared in his first Stanley Cup playoffs, tying Sidney Crosby for the team lead in playoff goals with three as the Penguins dropped a five-game series to Ottawa... Notched a goal in his playoff debut in Game 1 vs. OTT (4/11), becoming the fifth-youngest player in NHL history to score a playoff goal... **2007-08:** Finished the regular-season with 28 points (12g, 16a) in 82 games, and was tied for third among Penguins skaters in game-winning goals (4)... Scored seven of his last nine goals on the road... Had a season-high three points (2g, 1a) vs. TB (1/10)... Appeared in all 20 of Pittsburgh's Stanley Cup playoff games as the Penguins won the Eastern Conference championship before falling to Detroit in the Stanley Cup Final... Was tied for third on the team in playoff goals (6)... Ranked fourth on the team in hits (45) and led Penguins forwards in shorthanded ice time per game (3:16) in the playoffs... Netted the game-winning goal in



## CAREER CONTINUED

Game 2 of the conference semifinals vs. NYR (4/27)... Scored two third-period goals in Game 4 vs. PHI (5/15)... **2008-09:** Set then-career-highs in assists (27) and points (49), adding 22 goals... Led Penguins forwards and ranked second on the team in shorthanded ice time per game (3:31)... Ended the regular season on a then-career-high, six-game scoring streak (4/1-4/11: 2g, 6a)... Posted his second career hat trick and set a single-game high in points with three goals and an assist at DET (11/11), scoring all three goals in the third period, assisting on the game-winning overtime goal... Netted his 50th career goal at OTT (12/6)... Recorded his first multi-assist game with a pair of helpers vs. NYI (12/11)... At 20 years, 111 days, became the youngest player in NHL history to play in his 200th game (Patrick Marleau – 20 years, 115 days), vs. BOS (12/30)... Earned his 100th career point with an assist vs. SJ (2/11)... Talled his 50th career assist vs. BOS (3/11)... Totaled nine playoff points (4g, 5a) including a pair of critical goals during the Stanley Cup Final in helping the Penguins capture the 2009 Stanley Cup title... Matched against opposing teams' top forward combination, he held Philadelphia's Jeff Carter to one goal in the Penguins six-game, opening-round series against Philadelphia, and brother Eric to one goal in the Eastern Conference Final... Scored a shorthanded goal to tie Game 4 of the Stanley Cup Final vs. DET (6/4), with the Penguins trying to avoid a three-games-to-one series deficit... Netted the first goal of the game in Pittsburgh's Game 5 victory vs. DET (6/9)... **2009-10:** Matched his then-career-high with 49 points (21g, 28a), skating in all 82 games for Pittsburgh and establishing his career-high in assists (28)... It marked the third consecutive season in which he played in all 82 games... Led the Penguins with a career-best, plus-19 rating... Also led Pittsburgh in shorthanded ice time per game (3:20)... Was a finalist for the Selke Trophy as the NHL's top defensive forward... Voted by his peers as the team's Player's Player, an award given to the player that best exemplifies leadership for the team, both on and off the ice... Earned a single-game, career-high three assists at EDM (1/14)... Became the youngest player (21 years, 140 days) in NHL history to appear in 300 games, vs. OTT (1/28)... Skated in 11 Stanley Cup playoff games, totaling three goals and two assists (5 points)... Earned two assists in the series-clinching Game 6 victory at OTT (4/24)... Saw his 358-game (including playoffs) consecutive games streak end when a laceration on his foot sidelined him for two games (5/2-5/4)... Scored the last Penguins' goal ever at Mellon Arena with a tally in Game 7 vs. MTL (5/12)... **2010-11:** Totaled 11 goals and 19 assists (30 points) in a career-low 42 games... Missed the first 40 games of the season due to foot and hand injuries... Was a key part of Pittsburgh's top-ranked penalty kill (86.1%), the first time in team history that the Penguins led the NHL in that category... Was preparing to return to action from his foot injury when he suffered a fracture in his hand after being struck by a puck during practice on 11/1... Made his season debut in the NHL Winter Classic vs. WSH at Heinz Field in Pittsburgh... Had a season-high, five-game point streak from 2/10-2/20 (3g, 3a)... Played a career-high 29:04 of ice time vs. SJ (2/23)... Had three points (1g, 2a) during the Penguins' seven-game series loss to Tampa Bay in the first round of the Stanley Cup playoffs... **2011-12:** Totaled a career-high 50 points despite appearing in only 62 regular-season games for Pittsburgh... His 25 goals ranked tied for fourth among Penguins skaters and were the most since his rookie campaign in 2006-07 (29)... Ranked second among Penguins forwards in shorthanded minutes per game (2:38)... Was tied for first on the team and fourth in the NHL in shorthanded goals (3)... Was also tied for fourth in the NHL in shorthanded points (5)... Penguins penalty kill ranked in the top five for the second consecutive season (3rd, 87.8%)... Served as an alternate captain for Pittsburgh... Finished second among Penguins forwards in ice time per game (20:03)... Won 51.0 percent of his face-offs, the first time in his career that he was over 50 percent for the season... Had 29 points (10g, 19a) in the final 28 games of the season... Recorded his 200th career NHL point at CGY (10/8)... Scored his 100th career NHL goal vs. NJ (10/22)... Played in his 400th career NHL game vs. CAR (12/27)... Had points in 13 of 14 games from 2/15-3/17 (6g, 11a), including a career-long 10-game point streak from 2/25-3/17 (3g, 10a)... Missed 20 games due to injury (10/29-11/3; 12/10; 12/16-12/16; 1/7-2/7)... Completed his sixth NHL playoff season, leading the Penguins in goals (6) and points (9) during Pittsburgh's six-game opening round loss to Philadelphia... Netted a pair of goals in Game 3 at PHI (4/15)... Recorded his first career playoff hat trick in Game 4 at PHI (4/18)... Had a goal and an assist in Game 5 vs. PHI

(4/20)... **2012-13:** Completed his first season with Carolina, ranking third among Hurricanes in assists (21), fourth in points (31) and fifth in goals (10)... Led the team in hits (105)... Was one of three Hurricanes to play in all 48 games... Made his Hurricanes debut and registered a season-high nine hits at FLA (1/19)... Recorded his first Hurricanes point with an assist on Jeff Skinner's power-play goal vs. TB (1/22)... Scored his first Hurricanes goal and earned an assist at TOR (2/4)... Had assists and points in five consecutive games, all on the road, from 2/2-2/11 (1g, 5a)... **2013-14:** Was one of two Hurricanes to play in all 82 games... Ranked fourth on the team in assists (25), fifth in points (40) and sixth in goals (15)... Led the team in hits (194) for the second consecutive season... Ranked second on the team and 17th in the NHL in faceoff win percentage (54.4%)... Named the winner of the Josef Vasicek Award by the Carolina chapter of the Professional Hockey Writers' Association (PHWA) for cooperation with the local media (4/10)... Played in his 500th NHL game vs. BOS (11/18)... Earned his 300th NHL point and tied his career high with four points (1g, 3a) vs. TOR (1/9)... Played in his 100th Hurricanes game and scored the game-winning goal vs. CBJ (1/27)... Recorded multi-point performances in three consecutive regular-season games for the first time in his career (3/8-3/13: 1g, 5a)... **2014-15:** Ranked tied for sixth on the team in assists (18) and eighth in points (24) in 46 games played... Was first on the team and eighth in the NHL in faceoff win percentage (56.4%)... Ranked fourth among Carolina forwards with 85 hits... Selected by his teammates as the winner of the Steve Chiasson Award, given to the player that best exemplifies determination and dedication... Suffered a broken right fibula in a preseason game against Buffalo (9/23)... Underwent surgery on 9/26, and missed the first 36 games of the season... Prior to missing the Hurricanes' opener vs. NYI (10/10), had played in all 130 Hurricanes games since his acquisition on 6/22/12... Made his season debut and recorded an assist at MTL (12/29)... Went 20-for-23 (87.0%) on the draw against the Oilers (3/8), marking the highest single-game faceoff-win percentage by a Hurricanes player (minimum 10 faceoffs) since Rod Brind'Amour on 1/11/07 (90.5%)... **2015-16:** Ranked tied for second on the team in points (48) and was tied for first in assists (28)... Led Carolina and ranked tied for fourth in the NHL in overtime goals (3)... Was second on the team in power-play goals (6)... Ranked first among all Hurricanes with 165 hits and four multi-assist games... Named team MVP by the Carolina chapter of the Professional Hockey Writers Association... Was first on the team and fourth in the NHL in faceoff win percentage (57.8%)... Was one of three Hurricanes to appear in all 82 games... Earned his 100th Hurricanes point (assist) vs. OTT (11/7)... Played his 200th Hurricanes game at NYR (11/30)... Earned his 200th NHL assist vs. WSH (12/31)... Had a Hurricanes-career-long, six-game point streak from 2/13-2/23 (4g, 4a)... **2016-17:** Established a new career-high in assists (29), and ranked tied for third among Hurricanes in points (45)... Led the team with a career-high 59.1% faceoff win percentage (min. 50 faceoffs)... Ranked fifth in the NHL in face-off percentage (min. 100 face-offs)... Led Hurricanes forwards in time on ice per game (18:39) and ranked second on the team with 11 multi-point games and 139 hits... Nominated by his teammates for the King Clancy Trophy... Played his 700th NHL game vs. NJ (11/6)... Matched his career-high with a four-point game (1g, 3a) and registered his 400th NHL point vs. WSH (11/12)... Suffered a concussion against FLA (11/27) and missed the following seven games... Scored a goal, notched an assist and won 10 of 15 faceoffs in his first game back from injury vs. VAN (12/13)... Earned two assists, including his 100th Hurricanes assist at STL (1/5)... Notched an assist and was (+2) in his 300th Hurricanes game vs. PHI (1/31)... **2017-18:** Registered 46 points (19g, 27a) in 79 games with the Hurricanes... Named co-captain prior to the season... Was selected as the winner of the Steve Chiasson Award and the Josef Vasicek Award... Selected as the Hurricanes' nominee for the 2017-18 Bill Masterton Memorial Trophy by the Carolina chapter of the PHWA and was named one of the League's three finalists for the award... Ranked sixth in the NHL in faceoff win percentage (56.6%, min. 1,000 faceoffs)... Recorded a career high in power-play points (12)... Led the team in hits (181) and shorthanded goals (2)... Ranked fourth on the team in goals, tied for fourth in multi-point games (8) and fifth in points and assists... Led Hurricanes forwards in time on ice per game (19:15)... Recorded his fourth career four-point game (1g, 3a) at EDM (10/17), including an even-strength, shorthanded and power-play point... Scored two goals, including the game-

winning goal, at CBJ (11/10)... Earned a career-high four assists vs. DAL (11/13), including his 200th Hurricanes point... Tallied two assists at NYI (11/16)... Earned two points (1g, 1a) at BUF (12/15)... Scored a power-play goal vs. BUF (12/23)... Played in his 800th NHL game vs. MTL (12/27)... Scored a power-play goal at BOS (1/6)... Scored his second shorthanded goal of the season at WSH (1/11)... Tallied two points (1g, 1a) vs. WSH (1/12), including his 200th NHL goal... Scored a power-play goal at MTL (1/25)... Logged a season-high 23:43 of ice time vs. PHI (2/6)... Missed three games due to personal reasons (2/23-2/27)... Played in his 400th Hurricanes game vs. BOS (3/13)... Recorded two points (1g, 1a) vs. PHI (3/17)... Registered two points (1g, 1a) at OTT (3/24).

**JORDAN STAAL CAREER ACHIEVEMENTS**

**Calder Trophy Finalist:** Was a finalist for the 2007 Calder Trophy as the NHL's most-outstanding rookie, after scoring 29 goals as an 18-year-old. Teammate Evgeni Malkin won the award.

**Rookie Shorthanded Goals:** Set an NHL rookie record with seven shorthanded goals during his rookie season in 2006-07. Also became the youngest player in NHL history to score two shorthanded goals in a game (10/21/06) and the first player since 1982 to score his first three NHL goals shorthanded.

**Youngest Hat Trick:** Scored his first career hat trick vs. Toronto (2/10/07), including the game-winning goal in overtime. Was the youngest player in NHL history to record a hat trick, at 18 years, 153 days old.

**Consecutive Games Streak:** Set a Penguins franchise record by playing in 358 consecutive games, including playoffs, from 12/7/06 until 4/30/10, when he suffered a foot injury in a playoff game against Montreal.

**Selke Trophy Finalist:** Was a finalist for the 2010 Frank J. Selke Trophy, honoring the NHL's top defensive forward. Detroit's Pavel Datsyuk won the award.

**Staal In The Family:** Reached the 500-point milestone with a goal vs. Buffalo on March 16, 2019. Jordan and his brother, Eric, are one of three pairs of siblings in NHL history to each record at least 500 career points and win the Stanley Cup. The other pairs of brothers to accomplish the feat are Frank and Peter Mahovlich and Maurice and Henri Richard.


**Penalty Killing Prowess:** Has been a key part of penalty-killing units throughout his career. Helped the Penguins finish first in the NHL in penalty kill percentage for the first time in franchise history in 2010-11 (86.1%). The Penguins set a franchise record at 87.8 percent in 2011-12, finishing third in the NHL. More recently, he helped Carolina finish the season fourth in the NHL in 2014-15 (84.7%), sixth in 2015-16 (84.3%), sixth in 2016-17 (84.2%) and eighth in 2018-19 (81.6%).

**Quick On The Draw:** He has won at least 50% of his faceoffs in eight straight seasons (2011-19) and topped 55% proficiency in each of the last five seasons (2014-19). Since the 2011-12 season, Staal ranks seventh in the NHL in faceoff win percentage (55.3%, min. 6,000 faceoffs).

**Masterton Trophy Finalist:** Selected as the Hurricanes' nominee for the 2017-18 Bill Masterton Memorial Trophy by the Carolina chapter of the PHWA and was named one of the League's three finalists for the award. The award honors the player who best exemplifies the qualities of perseverance, sportsmanship and dedication to hockey. New Jersey's Brian Boyle won the award.

**International Experience:** Represented Canada alongside his brother, Eric, at the IIHF World Championships in 2007 and 2013.

**The Brothers Staal:** Jordan's youngest brother, Jared, made his NHL debut for the Hurricanes on April 25, 2013, starting the game on a line with Eric and Jordan. They marked the fourth set of three brothers to play on one team in the same season in NHL history and first since the Stastny brothers in 1984-85.



# ANDREI SVECHNIKOV 37

Left Wing • Shoots Left

6'2" • 200 lbs.

3/26/00 • Barnaul, Russia

Acquired: 2018 NHL Draft

2018-19 Team: Carolina (NHL)

Drafted: Carolina 2018 (1-2)

## CAREER STATS

YEAR	TEAM	LEAGUE	REGULAR SEASON					PLAYOFFS				
			GP	G	A	P	PIM	GP	G	A	P	PIM
2016-17	Muskegon	USHL	48	29	29	58	68	—	—	—	—	—
2017-18	Barrie	OHL	44	40	32	72	67	8	6	5	11	12
<b>2018-19</b>	<b>Carolina</b>	<b>NHL</b>	<b>82</b>	<b>20</b>	<b>17</b>	<b>37</b>	<b>62</b>	<b>9</b>	<b>3</b>	<b>2</b>	<b>5</b>	<b>9</b>
<b>Hurricanes/NHL Totals (1 Season)</b>			<b>82</b>	<b>20</b>	<b>17</b>	<b>37</b>	<b>62</b>	<b>9</b>	<b>3</b>	<b>2</b>	<b>5</b>	<b>9</b>

- June 22, 2018—Selected by the Carolina Hurricanes in the 2018 NHL Draft. First round, second overall.
- June 30, 2018—Signed a three-year, entry-level contract with the Carolina Hurricanes.

## HIGHLIGHTS

### NHL FIRSTS:

**Game:** 10/4/18; 2-1 OTL vs. NYI

**Point:** 10/5/18; 3-1 W at CBJ (assist)

**Goal:** 10/7/18; 8-5 W vs. NYR (Georgiev)

### SHOOTOUTS:

0 attempts, 0 goals

0 game-deciding goals

### NHL HIGHS:

**Goals:** 2-2x (last: 3/11/19; 3-0 W at COL)

**Assists:** 2-4x (2/7/19; 6-5 OT W at BUF)

**Points:** 3-2x (last: 3/11/19; 3-0 W at COL)

**Penalty Min:** 6 (10/13/18; 5-4 OT W at MIN)

**Goal Streak:** 2-3x (last: 3/23/19-3/24/19: 2g)

**Assist Streak:** 2-2x (last: 2/16/19-2/19/19: 2a)

**Point Streak:** 4 (12/13/18-12/20/18: 4g, 1a)

## PERSONAL

Andrei is single and spends his summers in Kazan, Russia... His older brother, Evgeny, plays for the Detroit Red Wings... Andrei started playing hockey at the age of three and his family was the biggest influence on his career... The best advice he's ever been given is "always be confident"... His favorite player growing up was Pavel Bure... His favorite movie is Never Give Up and his favorite actress is Angelina Jolie... Andrei's favorite vacation destination is Turkey, his favorite restaurant is Ocean Prime and his favorite food is steak with sweet potatoes... Andrei's Twitter username is @asvechnikov\_37 and his Instagram username is

@andrei\_svechnikov37... His biggest talent outside of hockey is magic... His favorite sport other than hockey is soccer and the person he'd most like to meet is Conor McGregor... His favorite road city is Las Vegas, his favorite road arena is Little Caesars Arena in Detroit and his favorite team to play against is the Detroit Red Wings... He chose his number because that's the number his brother wears with the Red Wings... His favorite thing about playing in the NHL is that it's "hard fun"... His most memorable hockey moment was scoring his 20th goal of his rookie season on March 24, 2019, against Montreal.



## 2018-19 SEASON

Completed his first NHL/Hurricanes season... Registered 37 points (20g, 17a) while playing in all 82 games... Finished tied for third among NHL rookies in goals and tied for seventh in points... Led all NHL rookies in even-strength goals (20)... Made NHL/Hurricanes debut vs. NYI (10/4)... Became third-youngest player in franchise history to record a point (assist) at CBJ (10/5)... Tallied first NHL goal and first multi-point game (1g, 1a) vs. NYR (10/7)... Scored the game-winning goal for the second straight game vs. VAN (10/9)... Registered a three-game point streak from 10/5-10/9 (2g, 2a)... Posted two assists vs. CHI (11/12)... Took a season-high eight shots and scored a goal vs. TOR (11/21)... Scored two goals at MTL (12/13)... Logged a season-high 22:33 TOI vs. WSH (12/14)... Became the fastest rookie in franchise history to score 10 goals, reaching the milestone in his 33rd game vs. DET (12/20)... Registered a four-game point streak from 12/13-12/20 (4g, 1a)... Recorded three points (1g, 2a) at EDM (1/20)... Posted a three-game point streak from 2/5-2/8 (2g, 2a)... Tallied two assists at BUF (2/7)... Notched three points (2g, 1a) at COL (3/11)... Registered a three-game point streak from 3/21-3/24 (2g, 1a)... Became the youngest player in franchise history to score an overtime goal vs. MTL (3/24)... Recorded five points (3g, 2a) in nine playoff games, ranking third among rookies in goals and tied for fifth


in points during the postseason... Scored two goals in his NHL playoff debut in Game 1 of the Eastern Conference First Round at WSH (4/11), becoming the first player in franchise history to score two goals in his playoff debut... Became the first NHL player born in the 2000s to score a playoff goal and at 19 years and 16 days old, he became the ninth-youngest player in NHL history to score two goals in a playoff game... Also became the fourth teenager in NHL history to score two goals in his playoff debut, joining Pierre Turgeon (1988), Eddie Olczyk (1985) and Don Gallinger (1943)... Became the fourth player in franchise history to play in the postseason before his 20th birthday... Tallied an assist in Game 2 at WSH (4/13)... Missed six games due to injury (4/18-4/28)... Scored a goal in Game 4 of the Eastern Conference Second Round vs. NYI (5/3) as the Hurricanes completed the sweep of the Islanders... Earned an assist in Game 1 of the Eastern Conference Final at BOS (5/9)... **Longest goal streak:** 2 games-3x (Last: 3/23-3/24: 2g)... **Longest assist streak:** 2 games-2x (2/16-2/19: 2a)... **Longest point streak:** 4 games (12/13-12/20: 4g, 1a)... **Multi-goal games:** 2 (last: 3/11 at COL: 2g, 1a)... **Multi-assist games:** 4 (last: 2/7 at BUF: 2a)... **Multi-point games:** 7 (last: 3/11 at COL: 2g, 1a).

## CAREER

Entering his second NHL season with Carolina... Selected by the Hurricanes in the first round, second overall, in the 2018 NHL Draft... Became the fourth second-overall pick in franchise history (Sylvain Turgeon, Chris Pronger, Eric Staal)... First Russian player drafted by the Hurricanes since Igor Knyazev in 2001... Eighth Russian player drafted either first or second overall in NHL history... Signed a three-year, entry-level contract with the Hurricanes on 6/30/18... Represented Russia at the 2018 IIHF World Junior Championship, where he had five assists in five games... **2016-17:** Skated in 48 USHL games for Muskegon, leading the team in goals (29) and points (58)... Named USHL Rookie of the Year... Finished tied for second in the league in game-winning goals (7) and third in points per game (1.21)... Recorded at least one shot on goal in 47 of 48 games played... Registered his first USHL point with an assist at Bloomington (9/24)... Scored his first USHL goal with the game-winner at Cedar Rapids (10/8)... Posted a 13-game point streak from 10/7-12/2 (10g, 13a), including a four-point game (1g, 3a) vs. Madison (11/13)... Named USHL Forward of the Week on 11/14 and 11/28... Recorded a five-game

point/assist streak from 2/17-2/25 (2g, 5a)... Registered three straight multi-point games from 3/17-3/24 (4g, 4a)... Selected first overall in the CHL Import Draft by the Barrie Colts... **2017-18:** Played 44 OHL games for Barrie, registering 72 points (40g, 32a)... Won the CHL Top Prospect Award... Named OHL Rookie of the Year after winning OHL Rookie of the Month four out of six possible times... Was held without a point in just six games and without a shot on goal once... Notched 24 multi-point games... Scored two goals in his OHL debut vs. Ottawa (9/21)... Posted a hat trick vs. North Bay (10/5)... Recorded a season-high nine shots on goal in a two-goal game at Saginaw (10/7)... Registered four points (2g, 2a) vs. Erie (10/12)... Had a hat trick vs. Owen Sound (12/14)... Recorded his third hat trick of the year vs. Windsor (2/3)... Closed out the regular season with an OHL-best 23-game point streak from 1/18-3/17 (24g, 22a), including nine straight multi-point games from 1/18-2/8 (13g, 6a)... Skated in eight playoff games with 11 points (6g, 5a)... Registered five points (2g, 3a) in series-clinching win at Mississauga (4/1).





# TEUVO TERAVAINEN

86



Right Wing • Shoots Left

5'11" • 196 lbs.

9/11/94 • Helsinki, Finland

Acquired: 6/15/16, Trade with Chicago

2018-19 Team: Carolina (NHL)

Drafted: Chicago 2012 (1-18)

## CAREER STATS

YEAR	TEAM	LEAGUE	REGULAR SEASON					PLAYOFFS				
			GP	G	A	P	PIM	GP	G	A	P	PIM
2009-10	Jokerit U18	Fin-U18	29	16	14	30	6	4	0	4	4	0
2010-11	Jokerit U18	Fin-U18	4	1	3	4	2	1	0	1	1	25
	Jokerit Jr.	Fin-Jr.	26	3	17	20	8	8	1	4	5	4
2011-12	Jokerit Jr.	Fin-Jr.	11	12	8	20	4	2	1	1	2	0
	Kiekko-Vantaa	Finland-2	3	1	2	3	0	-	-	-	-	-
2012-13	Jokerit	Finland	40	11	7	18	6	9	2	4	6	0
	Kiekko-Vantaa	Finland-2	1	0	1	1	0	-	-	-	-	-
2013-14	Jokerit	Finland	44	13	18	31	6	6	1	1	2	0
	Jokerit	Finland	49	9	35	44	12	2	0	0	0	0
2014-15	Chicago	NHL	3	0	0	0	0	-	-	-	-	-
	Rockford	AHL	5	2	0	2	2	-	-	-	-	-
2015-16	Chicago	NHL	34	4	5	9	2	18	4	6	10	0
	Rockford	AHL	39	6	19	25	6	-	-	-	-	-
2016-17	Carolina	NHL	81	15	27	42	16	-	-	-	-	-
2017-18	Carolina	NHL	82	23	41	64	14	-	-	-	-	-
2018-19	Carolina	NHL	82	21	55	76	12	15	7	3	10	2
<b>Hurricanes Totals (3 Seasons)</b>			<b>245</b>	<b>59</b>	<b>123</b>	<b>182</b>	<b>42</b>	<b>15</b>	<b>7</b>	<b>3</b>	<b>10</b>	<b>2</b>
<b>NHL Totals (6 Seasons)</b>			<b>360</b>	<b>76</b>	<b>150</b>	<b>226</b>	<b>64</b>	<b>40</b>	<b>11</b>	<b>10</b>	<b>21</b>	<b>2</b>

- June 22, 2012—Selected by the Chicago Blackhawks in the 2012 NHL Draft. First round, 18th overall.
- June 15, 2016—Acquired by the Carolina Hurricanes along with Bryan Bickell from the Chicago Blackhawks in exchange for a second-round pick (Artur Kayumov) in the 2016 NHL Draft and a third-round pick (Keith Petruzzelli) in the 2017 NHL Draft.

## PERSONAL

Teuvo spends his summers in Finland and has a dog... His nicknames include Teukka and Turbo... His brother, Eero, plays hockey professionally in Finland... Teuvo started playing hockey at the age of five and his first youth team was Kojootit... The biggest influences on his career were his parents, coaches and teammates... His favorite player growing up was Pavel Datsyuk... Teuvo's first job was as a hockey player... His favorite thing to do away from the rink is play video games, and his favorite games are FIFA and Call of Duty... Teuvo's

favorite food is pasta and his favorite sports to play outside of hockey are golf and tennis... He enjoys watching golf, tennis and football and his favorite non-hockey athletes are Zlatan Ibrahimovic and Roger Federer... Teuvo's favorite holiday is Christmas... His favorite road city is New York, favorite road arena is Madison Square Garden and favorite team to play against is Arizona... His favorite former teammate is Riku Hahl and his most memorable hockey moment was winning the Stanley Cup with Chicago in 2015.

## HIGHLIGHTS

### NHL FIRSTS:

- Game:** 3/25/14; 4-2 CHI W vs. DAL
- Point:** 1/16/15; 4-2 CHI L vs. WPG (goal)
- Goal:** 1/16/15; 4-2 CHI L vs. WPG (Hutchinson)

### SHOOTOUTS:

- 5 attempts, 1 goal (20.0%)
- 0 game-deciding goals

### NHL HIGHS:

- Goals:** 3 (11/13/17; 5-1 W vs. DAL)
- Assists:** 3-4x (last: 2/26/19; 6-1 W vs. LA)
- Points:** 4-4x (last: 2/26/19; 6-1 W vs. LA)
- Penalty Min:** 6 (2/10/18; 3-1 W vs. COL)
- Goal Streak:** 4 (2/27/18-3/4/18: 4g, 1a)
- Assist Streak:** 6 (11/13/17-11/24/17: 5g, 7a)
- Point Streak:** 7 (3/8/18-3/22/18: 4g, 5a)



## 2018-19 SEASON


Completed his sixth NHL season and third with Carolina... Established new career highs in assists (55) and points (76)... Reached the 20-goal mark for the second straight season... Became the sixth player in team history (since relocation) to post 50 assists in a season and the 14th in franchise history to accomplish the feat... Recorded the most assists by a Hurricanes skater since Rod Brind'Amour tallied 56 in 2006-07... Skated in all 82 games for the second straight season... Finished second on the team in power play goals (8)... Averaged a career-high 17:55 TOI per game... Posted a four-game point streak from 10/5-10/13 (1g, 5a)... Tallied two assists vs. VAN (10/9)... Recorded 100th career NHL assist and logged a season-high 21:50 TOI at MIN (10/13)... Registered two points (1g, 1a) vs. SJ (10/26)... Tallied two assists vs. DET (11/10)... Scored a goal in his 300th career NHL game vs. FLA (11/23)... Posted two assists at ANA (12/7)... Recorded three points (1g, 2a) vs. WSH (12/14)... Scored first career shorthanded goal and registered four points (2g, 2a) vs. BOS (12/23)... Played 200th career Hurricanes game at NJ (12/29)... Tallied three points (2g, 1a) at PHI (1/3)... Earned two assists at OTT (1/6)... Recorded back-to-back two-assist games vs. BUF (1/11) and vs. NSH (1/13)... Posted three points (1g, 2a) at VAN (1/23)... Recorded 100th career Hurricanes assist at VAN (1/23)... Tallied two points (1g, 1a) vs. CGY (2/3)... Registered three points (2g, 1a) including the OT winner at BUF (2/7)... Notched 200th career NHL point and scored two goals at OTT

(2/12)... Posted a four-game point/assist streak from 2/21-3/1 (1g, 8a)... Tallied two assists at FLA (2/21)... Registered four points (1g, 3a) vs. LA (2/26)... Recorded two assists vs. STL (3/1)... Posted back-to-back two-assist games at NSH (3/9) and at COL (3/11)... Tallied three points (1g, 2a) including 50th assist and 70th point of the season vs. MIN (3/23)... Posted two points (1g, 1a) vs. PHI (3/30)... Recorded two points (1g, 1a) at PHI (4/6)... Recorded 10 points (7g, 3a) in 15 postseason games, setting a playoff career high in goals and tying his playoff career high in points... Led the Hurricanes in playoff goals... Made his Carolina playoff debut in Game 1 of the Eastern Conference First Round at WSH (4/11)... Scored the game-winning goal in Game 4 vs. WSH (4/18)... Scored a goal in Game 6 vs. WSH (4/22)... Scored a goal in Game 7 at WSH (4/24), as Carolina eliminated the defending Stanley Cup champions... Scored two goals in Game 3 of the Eastern Conference Second Round vs. NYI (5/1), marking his first career multi-goal playoff game... Earned two points (1g, 1a) in Game 4 vs. NYI (5/3), marking his fourth career multi-point playoff game... Scored a goal in Game 2 of the Eastern Conference Final at BOS (5/12)... **Longest goal streak: 2 games-2x (2/10-2/12: 3g)...** **Longest assist streak: 4 games (2/21-3/1: 1g, 8a)...** **Longest point streak: 4 games-2x (last: 2/21-3/1: 1g, 8a)...** **Multi-goal games: 4 (last: 2/12 at OTT: 2g)...** **Multi-assist games: 16 (last: 3/23 vs. MIN: 1g, 2a)...** **Multi-point games: 23 (last: 4/6 at PHI: 1g, 1a).**

## CAREER

Entering his seventh NHL season and fourth with the Hurricanes... Signed a five-year contract extension with Carolina on 1/20/19 which goes through the 2023-24 season... Originally acquired by Carolina from Chicago on 6/15/16 along with Bryan Bickell in exchange for a second-round selection in the 2016 NHL Draft and a third-round pick in the 2017 NHL Draft... Selected by the Blackhawks in the first round, 18th overall, of the 2012 NHL Draft... Won the 2015 Stanley Cup championship with the Blackhawks, earning 10 points (4g, 6a) during Chicago's run... Has represented Finland in a number of international competitions, including the 2016 World Cup of Hockey... Skated at the 2011 Ivan Hlinka Tournament and the 2011 World U-17 Challenge, totaling seven points (2g, 5a) in nine games during those tournaments... Registered eight points (2g, 6a) in six games during the 2012 U-18 World Junior Championship in the Czech Republic... Also appeared in the 2011 Four Nations Cup and the 2012 Five Nations Cup for Finland... Was fourth in scoring at the 2013 World Junior Championship in Russia with 11 points (5g, 6a) in six games... Captained Finland to the 2014 World Junior Championship, compiling a tournament-high 13 assists and 15 points in seven games... **2008-09:** Totaled 31 points (13g, 18a) in 30 regular-season games for Jokerit's under-16 squad... Added 10 points (4g, 6a) in eight postseason tilts... **2009-10:** Combined for 69 points (33g, 36a) in 41 regular-season games, split between Jokerit's U-16 and U-18 teams... Tallied four assists in four playoff games for Jokerit U-18... Notched 17 points (7g, 10a) in 12 postseason games for the under-16 team... **2010-11:** Split the season between Jokerit's U-18 and U-20 teams... Tallied 20 points (3g, 17a) in 26 regular-season appearances with Jokerit U-20 and added five points (1g, 4a) in eight playoff tilts... Had four points (1g, 3a) in four regular-season games and one assist in one playoff game with Jokerit U18... **2011-12:** Split the season between two levels of SM-Liiga and Finland's Mestis league... Tallied 11 goals and seven assists (18 points) in 40 regular-season games with SM-Liiga's Jokerit and was named the SM-Liiga Rookie of the Year... Added six points (2g, 4a) in nine playoff appearances with Jokerit, ranking second on the club in postseason scoring... Totaled three points (1a, 2a) in three appearances with Kiekko-Vantaa of the Mestis league... Also notched 20 points (12g, 8a) in 11 regular-season games and two points (1g, 1a) in two playoff games with Jokerit U-20... **2012-13:** Spent the majority of the season with Jokerit in the SM-Liiga, totaling 31 points (13g, 18a) in 44 games... Added two points (1g, 1a) in six playoff games... **2013-14:** Appeared in his first NHL season, skating in three games for the Blackhawks... Also played five American Hockey League (AHL) games for Rockford, netting a pair of goals... Spent the majority of the season with Jokerit in the SM-Liiga, ranking seventh in the league in points (44) and second in assists (35) in 49 regular-season games... Had four three-point games for Jokerit (10/18, 1/10, 1/17, 1/25)... Made his NHL debut with Chicago vs. DAL (3/25), winning all seven of his faceoffs in 11:39 of ice time... Earned his first professional point with a goal in his AHL debut vs. Milwaukee (4/11)... **2014-15:** Split the season between Chicago and the AHL's Rockford IceHogs... Recorded nine points (4g, 5a) in 34 regular-season games with the Blackhawks and 25 points (6g, 19a) in 39 games for Rockford... Beat Michael Hutchinson for his first NHL goal vs. WPG (1/16)... Posted his first multi-point game (1g, 1a) vs. ARI (1/20)... Tallied 10 points (4g, 6a) over 18 games in his Stanley

Cup playoffs debut en route to the 2015 Stanley Cup championship... Tallied an assist in his first career Stanley Cup playoff game in Game 1 of the opening round at NSH (4/15)... Netted his first career playoff goal – the game-winner – vs. MIN (5/1)... Scored a goal and had an assist at ANA (5/25) for his first career multi-point playoff performance... Tallied a goal and an assist in his first career Stanley Cup Final game in Game 1 vs. TB... Also netted a goal in Game 2 vs. TB, becoming the fifth rookie since 1927 to score a goal in each of the first two Stanley Cup Final games... **2015-16:** Appeared in 78 games with the Blackhawks, totaling 35 points (13g, 22a)... Netted the game-winning goal vs. LA (11/2)... Had his first multi-point game of the season (1g, 1a) vs. STL (11/4)... Netted two goals and added an assist vs. EDM (12/17)... Skated a season-high 19:50 of ice time vs. SJ (12/20)... Earned one assist in seven postseason contests as the Blackhawks were eliminated by St. Louis in the opening round... **2016-17:** Established then-career highs in games played (81), goals (15), assists (27), points (42), power-play goals (5), and power-play points (15)... Ranked second on the team in power-play points (15) and fifth in assists (27)... Made his Hurricanes debut at WPG 10/13... Scored his first Hurricanes goal at VAN (10/16)... Registered goals and points in two straight games from 11/10-11/12 (2g, 3a)... Earned his first career four-point game with a goal and a career-high three assists vs. WSH (11/12)... Scored two goals at ANA (12/7) for his only multi-goal game of the season... Scored the game-winning goal in overtime vs. BOS (12/23)... Had points in a career-high five straight games from 12/23-1/3 (1g, 4a)... Had a career-long, four-game assist streak from 12/28-1/3 (4a)... **2017-18:** Registered 64 points (23g, 41a) in 82 games with the Hurricanes... One of four Canes skaters to play in all 82 games... Recorded career highs in games played, goals, assists, points, plus/minus (+8), power-play points (20) and shots (185)... Led the team in assists and power-play points... Ranked second on the team in points and plus/minus and third in goals and power-play goals (5)... Led the team in multi-goal games (4), ranked tied for first in multi-assist games (6) and second in multi-point games (14)... Selected to represent Finland at the 2018 IIHF World Championship following the season... Scored two goals in his 200th NHL game at EDM (10/17)... Tallied three points (1g, 2a) at TOR (10/26)... Recorded two assists at CBJ (11/10)... Registered four points (3g, 1a), including his first career hat trick, vs. DAL (11/13)... Earned two assists, including his 100th NHL point, at NYI (11/16)... Recorded three points (2g, 1a) in his 100th Hurricanes game vs. NYI (11/19)... Was named the NHL's "First Star" of the Week (11/20)... Earned an assist vs. TOR (11/24), extending his career-long assist streak to six games (11/13-11/24: 5g, 7a)... Tallied three assists vs. BUF (12/23)... Registered two points (1g, 1a) at PIT (1/4)... Tallied two assists at TB (1/9)... Logged a career-high 22:05 of ice time vs. CGY (1/14)... Earned three points (2g, 1a) at MTL (1/25)... Recorded three assists vs. LA (2/13)... Registered two points (1g, 1a) at BOS (2/27)... Scored the game-winning goal at PHI (3/1)... Scored the game-winning goal vs. NJ (3/2)... Scored a goal vs. WPG (3/4), extending his career-long goal streak to four games (2/27-3/4: 4g, 1a)... Earned two points (1g, 1a) vs. BOS (3/13)... Earned his 100th Hurricanes point with an assist at NYI (3/18)... Recorded two points (1g, 1a) vs. ARI (3/22), extending his career-long point streak to seven games (3/8-3/22: 4g, 5a).



# TREVOR VAN RIEMSDYK 57



Defenseman • Shoots Right

Acquired: 6/22/17, Trade w/ Vegas

6'3" • 185 lbs.

2018-19 Team: Carolina (NHL)

7/24/91 • Middletown, N.J.

Drafted: Undrafted

## CAREER STATS

YEAR	TEAM	LEAGUE	REGULAR SEASON					PLAYOFFS				
			GP	G	A	P	PIM	GP	G	A	P	PIM
2009-10	N.H. Jr. Monarchs	EJHL	31	8	27	35	4	-	-	-	-	-
2010-11	N.H. Jr. Monarchs	EJHL	39	16	22	38	20	-	-	-	-	-
2011-12	New Hampshire	H-East	37	4	15	19	24	-	-	-	-	-
2012-13	New Hampshire	H-East	39	8	25	33	8	-	-	-	-	-
2013-14	New Hampshire	H-East	26	4	19	23	10	-	-	-	-	-
<b>2014-15</b>	<b>Chicago</b>	<b>NHL</b>	<b>18</b>	<b>0</b>	<b>1</b>	<b>1</b>	<b>2</b>	<b>4</b>	<b>0</b>	<b>0</b>	<b>0</b>	<b>0</b>
	Rockford	AHL	8	0	3	3	0	-	-	-	-	-
<b>2015-16</b>	<b>Chicago</b>	<b>NHL</b>	<b>82</b>	<b>3</b>	<b>11</b>	<b>14</b>	<b>31</b>	<b>7</b>	<b>1</b>	<b>0</b>	<b>1</b>	<b>2</b>
<b>2016-17</b>	<b>Chicago</b>	<b>NHL</b>	<b>58</b>	<b>5</b>	<b>11</b>	<b>16</b>	<b>29</b>	<b>4</b>	<b>0</b>	<b>0</b>	<b>0</b>	<b>0</b>
<b>2017-18</b>	<b>Carolina</b>	<b>NHL</b>	<b>79</b>	<b>3</b>	<b>13</b>	<b>16</b>	<b>20</b>	-	-	-	-	-
<b>2018-19</b>	<b>Carolina</b>	<b>NHL</b>	<b>78</b>	<b>3</b>	<b>11</b>	<b>14</b>	<b>10</b>	<b>9</b>	<b>0</b>	<b>0</b>	<b>0</b>	<b>2</b>
<b>Hurricanes Totals (2 Seasons)</b>			<b>157</b>	<b>6</b>	<b>24</b>	<b>30</b>	<b>30</b>	<b>9</b>	<b>0</b>	<b>0</b>	<b>0</b>	<b>2</b>
<b>NHL Totals (5 Seasons)</b>			<b>315</b>	<b>14</b>	<b>47</b>	<b>61</b>	<b>92</b>	<b>24</b>	<b>1</b>	<b>0</b>	<b>1</b>	<b>4</b>

- March 24, 2014—Signed by the Chicago Blackhawks as a free agent.
- June 21, 2017—Selected by the Vegas Golden Knights in the 2017 NHL Expansion Draft.
- June 22, 2017—Acquired by the Carolina Hurricanes from Vegas along with a seventh-round selection in the 2018 NHL Draft in exchange for a second-round selection on the 2017 NHL Draft (Jake Leschyshyn).

## HIGHLIGHTS

### NHL FIRSTS:

- Game:** 10/9/14; 3-2 CHI SO W at DAL
- Point:** 11/9/14; 5-2 CHI W vs. SJ (assist)
- Goal:** 10/10/15; 4-1 CHI W vs. NYI (Berube)

### SHOOTOUTS:

0 attempts, 0 goals (0.0%)  
0 game-deciding goals

### NHL HIGHS:

- Goals:** 1-14x (last: 3/24/19; 2-1 OT W vs. MTL)
- Assists:** 2-2x (last: 12/11/17; 2-3 L at ANA)
- Points:** 2-3x (last: 12/11/17; 2-3 L at ANA)
- Penalty Min:** 17 (3/10/17; 4-2 CHI L at DET)
- Goal Streak:** 2 (3/10/17-3/12/17: 2g)
- Assist Streak:** 3-2x (last: 1/8/19-1/11/19: 3a)
- Point Streak:** 3-2x (last: 1/8/19-1/11/19: 3a)

## PERSONAL

Trevor and his fiancée, Annie, spend their offseasons in Boston... They have a dog named Dwight... His older brother, James, plays for the Philadelphia Flyers and his younger brother, Brendan, plays for Northeastern University... Trevor started playing hockey at the age of four and his first youth team was the American Eagles (Wall, NJ)... His favorite player growing up was Brian Leetch and his favorite team was the New York Rangers... The biggest influence on his career was his father... The best advice he received was "by failing to prepare, you are preparing to fail"... Trevor's favorite television show is The Office, favorite movie is Good Will Hunting, favorite actor is Matt Damon and favorite musical artist is Ed Sheeran... His favorite app is Twitter, where his handle is @TvanRiemsdyk6... His instagram

handle is also @tvanriemsdyk6... His first job was working as a counselor at a hockey camp... His favorite book is Outliers by Malcolm Gladwell... His favorite food is Chipotle, favorite vacation spot is a lake in Maine and favorite sport to play outside of hockey is golf... Trevor says if he wasn't playing hockey, he would be working in finance in New York or Boston... His favorite sport to watch outside of hockey is soccer, favorite athlete is Lionel Messi and favorite team is the New York Jets... His favorite road city is New York, favorite road arena is Madison Square Garden and favorite team to play against is the New York Rangers... His favorite thing about playing in the NHL is his teammates and his most memorable moment was winning the Stanley Cup with Chicago in 2015.



## 2018-19 SEASON

Completed his fifth NHL season and second with Carolina... Recorded 14 points (3g, 11a) in 78 games... Logged a season-high 19:56 TOI at CBJ (10/5)... Tied a career single-game high with six shots vs. BOS (10/30)... Scored first goal of the season vs. TOR (11/21)... Played 100th career Hurricanes game and scored the game-winning goal at MTL (11/27)... Posted a three-game assist streak from 1/8-1/11 (3a)... Recorded assists in back-to-back games at PIT (2/5) and at BUF (2/7)... Tallied assists in back-to-back games at FLA (3/2) and at BOS (3/5)... Played 300th career NHL game vs. WPG (3/8)... Scored the game-tying goal with

5:39 remaining vs. MTL (3/24)... Made his Hurricanes playoff debut in Game 1 of the Eastern Conference First Round at WSH (4/11)... Logged a playoff-high 17:53 of ice time in Game 7 at WSH (4/24) as the Hurricanes eliminated the defending Stanley Cup champions... Suffered an upper-body injury in the first period of Game 2 of the Eastern Conference Second Round at NYI (4/28) and missed the remainder of the postseason... **Longest assist streak:** 3 games (1/8-1/11: 3a)... **Longest point streak:** 3 games (1/8-1/11: 3a).

## CAREER

Entering his sixth NHL season and third with the Hurricanes... Acquired by Carolina on 6/22/17, from the Vegas Golden Knights, one day after Vegas had selected him from the Chicago Blackhawks in the 2017 NHL Expansion Draft... Originally signed by the Blackhawks as an undrafted free agent on 3/24/14... Won the Stanley Cup as a member of the Blackhawks in 2015... Represented the United States at the 2017 IIHF World Championship, held in Germany and France... Was teammates and roommates with fellow Hurricanes defenseman Brett Pesce during their time at the University of New Hampshire... **2009-10:** Led New Hampshire Jr. Monarchs (EJHL) defensemen with 35 points (8g, 27a) in 31 games... **2010-11:** Registered 38 points (16g, 22a) in 39 games for the New Hampshire Jr. Monarchs of the Eastern Junior Hockey League (EJHL)... Led club defensemen in goals, assists and points... **2011-12:** Totaled 19 points (4g, 15a) in 37 games during his freshman season at the University of New Hampshire (Hockey East)... **2012-13:** Registered 33 points (8g, 25a) in 39 games during his sophomore campaign at the University of New Hampshire... Led team defensemen in assists and points and ranked second in goals... **2013-14:** Tallied 23 points (4g, 19a) in 26 games during his third season with the University of New Hampshire... Ranked third among team defensemen in assists and points... Suffered a season-ending injury vs. Union (1/18)... **2014-15:** Completed his first professional season, registering one assist in 18 regular-season games on the NHL level with the Blackhawks... Also played eight American Hockey League (AHL) games with Rockford, totaling three points (0g, 3a)... Made his NHL debut at DAL (10/9)... Earned his first career point/assist vs. SJ (11/9)... Skated a season-high 21:04 of ice time at DET (11/14)... Missed the final 64 NHL games of the season due to injury (11/20-4/11)... Appeared in four Stanley Cup Playoff games, all during the Stanley Cup Final, en route to the 2015 Stanley Cup championship... Made his postseason debut in Game 3 of the Stanley Cup Final vs. TB, marking his first NHL game since suffering an injury on 11/16... **2015-16:** Scored three goals and added 11 assists (14 points) during his first full NHL season with Chicago... Was one of two Blackhawks to skate in all 82 regular-season games (Patrick

Kane)... Ranked fourth among league rookies (min. 20 GP) by averaging 19:58 of ice time per game... Led the team and led all NHL rookies with 155 blocked shots... Registered his first career NHL goal and first NHL multi-point game (1g, 1a) vs. NYI (10/10)... Netted his first career game-winning goal at DAL (2/6)... Recorded a career-high two assists at VAN (3/27)... Logged a career-high 28:16 of ice time at MIN (3/20)... Skated in his 100th NHL game at CBJ (4/9)... Appeared in all seven of Chicago's playoff games... Netted his first career NHL playoff goal in Game 6 of the Western Conference Quarterfinal vs. STL (4/23)... **2016-17:** Completed his third NHL season with the Blackhawks, establishing career highs in goals (5) and points (16)... Ranked third among Blackhawks skaters in plus/minus (+17) and fourth in blocked shots (100)... Played for the United States at the 2017 IIHF World Championship following the season... Netted his first goal of the season at NYR (12/13)... Scored the game-winning goal at DAL (2/4)... Set a new career high for goals with his fourth goal of the season at DET (3/10)... Found the net vs. MIN (3/12), marking the first time in his career that he scored goals in consecutive games... Established a new career high for points with his 15th point of the season, an assist, vs. DAL (3/23)... Set career-longs for assist and point streaks with helpers in three consecutive games from 3/19-3/23... Did not record a point in four Stanley Cup playoff games as the Blackhawks were eliminated in the first round by Nashville... **2017-18:** Registered 16 points (3g, 13a) in 79 games with Carolina... Recorded career highs in assists and shots (111)... Tied his career high in points (16)... Led the team in plus/minus (+9)... Ranked second among Hurricanes defensemen in blocked shots (113)... Made his Hurricanes debut vs. MIN (10/7)... Earned his first Hurricanes point with an assist and was (+4) at TOR (10/26)... Tallied an assist and was (+3) at SJ (12/7)... Earned two assists at ANA (12/11)... Scored his first Hurricanes goal at VGK (12/12)... Logged a season-high 22:37 of ice time at WSH (1/11)... Played in his 200th NHL game vs. CGY (1/14)... Was (+5) at MTL (1/25)... Scored the game-winning goal and recorded a career-high six shots at NYI (3/18)... Scored a goal at FLA (4/2).





# LUCAS WALLMARK 71



Center • Shoots Left

Acquired: 2014 NHL Draft

6'0" • 175 lbs.

2018-19 Team: Carolina (NHL)

9/5/95 • Umea, Sweden

Drafted: Carolina 2014 (4-97)

## CAREER STATS

YEAR	TEAM	LEAGUE	REGULAR SEASON					PLAYOFFS				
			GP	G	A	P	PIM	GP	G	A	P	PIM
2010-11	Skelleftea U18	Swe-U18	36	18	49	67	18	2	1	0	1	0
2011-12	Skelleftea U18	Swe-U18	2	1	1	2	0	3	3	2	5	2
	Skelleftea Jr.	Swe-Jr.	37	11	26	37	14	3	1	2	3	4
2012-13	Skelleftea	SHL	2	0	0	0	0	-	-	-	-	-
	Karlskronka	Swe-2	16	5	5	10	4	-	-	-	-	-
	Skelleftea Jr.	Swe-Jr.	14	5	11	16	18	-	-	-	-	-
2013-14	Asploven	Swe-2	11	1	7	8	6	-	-	-	-	-
	Lulea	SHL	41	3	7	10	2	1	0	0	0	0
2014-15	Lulea	SHL	50	5	13	18	14	9	0	5	5	2
2015-16	Lulea	SHL	48	8	24	32	20	11	7	2	9	4
2016-17	<b>Carolina</b>	<b>NHL</b>	<b>8</b>	<b>0</b>	<b>2</b>	<b>2</b>	<b>2</b>	-	-	-	-	-
	Charlotte	AHL	67	24	22	46	28	5	3	3	6	2
2017-18	<b>Carolina</b>	<b>NHL</b>	<b>11</b>	<b>1</b>	<b>0</b>	<b>1</b>	<b>4</b>	-	-	-	-	-
	Charlotte	AHL	45	17	38	55	16	8	3	2	5	4
2018-19	<b>Carolina</b>	<b>NHL</b>	<b>81</b>	<b>10</b>	<b>18</b>	<b>28</b>	<b>36</b>	<b>15</b>	<b>1</b>	<b>4</b>	<b>5</b>	<b>6</b>
<b>Hurricanes/NHL Totals (3 Seasons)</b>			<b>100</b>	<b>11</b>	<b>20</b>	<b>31</b>	<b>42</b>	<b>15</b>	<b>1</b>	<b>4</b>	<b>5</b>	<b>6</b>

- June 28, 2014—Selected by the Carolina Hurricanes in the 2014 NHL Draft. Fourth round, 97th overall.
- June 5, 2015—Signed a three-year, entry-level contract with the Carolina Hurricanes.

## PERSONAL

Lucas spends his summers in Sweden... His nickname is Wally... He has a pug named Lovis... Lucas started playing hockey at the age of four and his parents were the biggest influence on his career... His favorite player growing up was Henrik Zetterberg... His favorite TV show is Suits and his favorite musician is Fricky... His favorite vacation destination is Italy and his favorite thing to do away from the rink is watch horse racing... His favorite sport other than hockey is soccer, his favorite video game is FIFA, and his biggest talent other than hockey

is soccer... Lucas' favorite athlete is Zlatan Ibrahimovic and his favorite book is I Am Zlatan... His favorite sports team is Napoli... Lucas' favorite road city is Las Vegas and his favorite road arena is T-Mobile Arena in Las Vegas... His favorite thing about playing in the NHL is "every game is fun with good competition"... Lucas' most memorable hockey moment was reaching the Eastern Conference Final during the 2018-19 season.

## HIGHLIGHTS

### NHL FIRSTS:

**Game:** 3/13/17; 8-4 W at NYI

**Point:** 3/14/17; 3-2 OTL vs. NYI (assist)

**Goal:** 12/30/17; 3-2 L at STL (Hutton)

### SHOOTOUTS:

0 attempts, 0 goals

0 game-deciding goals

### NHL HIGHS:

**Goals:** 2 (2/20/19; 7-4 W at EDM)

**Assists:** 3 (11/23/18; 4-1 W vs. FLA)

**Points:** 3 (11/23/18; 4-1 W vs. FLA)

**Penalty Min:** 2-18x (last: 3/21/19; 6-3 L vs.. TB)

**Goal Streak:** None

**Assist Streak:** 3 (11/21/18-11/24/18; 5a)

**Point Streak:** 3-2x (last: 2/23/19-3/2/19; 1g, 2a)



## 2018-19 SEASON


Completed his third NHL/Hurricanes season... Established new career highs in games played (81), goals (10), assists (18) and points (28)... Won 50.9% of his faceoffs... Scored first goal of the season vs. NYR (10/7)... Posted two assists at CHI (11/8)... Took a career-high eight shots vs. DET (11/10)... Recorded a three-game assist streak from 11/21-11/24 (5a)... Tallied a career-high three assists vs. FLA (11/23)... Scored first career power-play goal at SJ (12/5)... Logged a career-high 21:22 TOI vs. WSH (12/14)... Scored the game-winning goal vs. NSH (1/13)... Posted three points (2g, 1a) for first career multi-goal game at EDM (1/20)... Registered a three-game point streak from 2/23-3/2 (1g,

2a)... Recorded an assist in his 100th career NHL game at PHI (4/6)... Earned his first career playoff points with two assists in his postseason debut in Game 1 of the Eastern Conference First Round at WSH (4/11)... Scored his first career playoff goal in Game 2 at WSH (4/13)... Earned an assist in Game 2 of the Eastern Conference Second Round at NYI (4/28)... Tallied an assist in Game 3 vs. NYI (5/1)... **Longest assist streak:** 3 games (11/21-11/24: 5a)... **Longest point streak:** 3 games-2x (last: 2/23-3/2: 1g, 2a)... **Multi-goal games:** 1 (1/20 at EDM: 2g, 1a)... **Multi-assist games:** 2 (last: 11/23 vs.. FLA: 3a)... **Multi-point games:** 3 (last: 1/20 at EDM: 2g, 1a).

## CAREER

Entering his fourth NHL season with Carolina... Was selected by the Hurricanes in the fourth round, 97th overall, of the 2014 NHL Draft... Signed a two-year contract extension with Carolina on 7/12/18 that goes through the 2019-20 season... Totaled 60 points (16g, 44a) in 141 career Swedish Hockey League (SHL) games... Has represented Sweden in eight international tournaments, beginning with the 2011 U18 Four Nations Tournament in Monthey, Switzerland... Won silver with Sweden at the 2011 Ivan Hlinka Tournament... Captured silver at the 2012 Four Nations Tournament in Ann Arbor, MI, and was named Sweden's Player of the Game in its gold-medal game loss to the United States... Totaled five points (1g, 4a) in five games at the 2013 Five Nations Tournament in Jonkoping, Sweden, and five points (3g, 2a) in five games at the 2013 U18 World Junior Championship... Captured bronze with Sweden at the 2012 Ivan Hlinka Tournament, notching seven points (3g, 4a) in five games... Ranked third among Swedish skaters at the 2014 World Junior Championship in Malmo, Sweden, with eight points (3g, 5a) as Sweden won the silver... Was tied for fifth among all skaters at the 2015 World Junior Championship in goals (4) as Sweden finished fourth in the tournament... **2010-11:** Totaled 67 points (18g, 49a) in 36 games with Skelleftea's U18 team... **2011-12:** Spent most of the season with Skelleftea's Junior squad, netting 11 goals and adding 26 assists (37 points) in 37 games... **2012-13:** Dressed for two games with Skelleftea in the top Swedish league as a 17-year-old... Also totaled 16 points (5g, 11a) in 14 games for Skelleftea Jr. and earned 10 points (5g, 5a) in 16 games with Karlskrona in the Swedish second division... **2013-14:** Spent the majority of the season with Lulea in the Swedish Hockey League, netting three goals and earning seven assists (10 points) in 41 SHL games... Also appeared in 11 games in the Swedish second division with Asploven, earning eight points (1g, 7a)... Netted his first SHL goal in his debut with Lulea vs. Linkoping (9/14)... Earned his first assist and had his first multi-point game (1g, 1a) at Leksands (11/23)... **2014-15:** Completed his first full SHL season with Lulea, totaling 18 points (5g, 13a) in 50 games... **2015-16:** Led Lulea in assists (24) and ranked tied for second in points (32) during his second full SHL season... Averaged 17:18 in ice time per game and was +5 for the season... Had six multi-point games... Led the

team in goals during the playoffs with seven as Lulea advanced to the semifinals before falling to Frolunda... **2016-17:** Completed his first North American season after spending the last three primarily with Lulea of the Swedish Hockey League (SHL)... Appeared in eight NHL games with Carolina, earning a pair of assists... Spent the majority of the season with the Charlotte Checkers (AHL), skating in 67 games... Finished the regular season ranked first on the Checkers in goals (24), second in points (46), and second in plus/minus rating (+13)... Ranked fourth among AHL rookies in goals (24) and tied for ninth in points... Was tied for third among league rookies in shorthanded goals (2)... Made his AHL debut at Texas (10/14)... Earned his first AHL point with an assist at Texas (10/15)... Scored his first AHL goal at Iowa (10/21)... Was the AHL's Rookie of the Month for January after totaling nine points (7g, 2a) during the month... Earned his first NHL recall on March 12... Made his NHL debut at NYI (3/13), recording two hits and winning 4 of 6 faceoffs in 10:05 of ice time... Earned his first NHL point with an assist on Joakim Nordstrom's goal vs. NYI (3/14)... Also picked up an assist at PIT (4/2)... Led all Checkers skaters with six points (3g, 3a) during their opening-round Calder Cup playoff loss to the Chicago Wolves... **2017-18:** Scored one goal in 11 games with the Hurricanes... Was a healthy extra in four games... Made his NHL season debut and scored his first career goal at STL (12/30)... Logged a season-high 14:21 of ice time at MIN (3/6)... Registered 55 points (17g, 38a) in 45 games with Charlotte (AHL)... Set career highs in assists and points... Led the AHL in points per game (1.22, min. 10 GP)... Led Charlotte in assists and points... Ranked tied for fourth on the team in game-winning goals (3) and fifth in power-play goals (5)... Recorded 19 multi-point games... Earned three assists vs. Bridgeport (10/14)... Recorded three points (1g, 2a) vs. Laval (12/17)... Scored two goals vs. Bridgeport (1/17)... Earned three points (2g, 1a) at Laval (3/23)... Posted an eight-game assist streak (3/9-3/24: 3g, 12a)... Registered three points (1g, 2a) at Providence (4/13)... Registered five points (3g, 2a) in eight AHL playoff games with Charlotte... Ranked tied for second on the team in goals and points during the postseason... Scored the game-winning goal in overtime in Game 1 of Charlotte's first-round series against Wilkes-Barre/Scranton (4/20).



# JAKE BEAN 24



**Defenseman • Shoots Left**  
**6'1" • 189 lbs.**  
**6/9/98 • Calgary, Alta.**

**Acquired: 2016 NHL Draft**  
**2018-19 Teams: Carolina (NHL), Charlotte (AHL)**  
**Drafted: Carolina 2016 (1-13)**

## HIGHLIGHTS

### NHL FIRSTS:

**Game:** 11/27/18; 2-1 W at MTL  
**Point:** None  
**Goal:** None

### NHL HIGHS:

**Goals:** None  
**Assists:** None  
**Points:** None  
**Penalty Min:** 2 (11/30/18; 2-1 OTL vs.. ANA)

### NHL STREAKS:

**Goal Streak:** None  
**Assist Streak:** None  
**Point Streak:** None

## CAREER STATS

YEAR	TEAM	LEAGUE	REGULAR SEASON					PLAYOFFS				
			GP	G	A	P	PIM	GP	G	A	P	PIM
2014-15	Calgary	WHL	51	5	34	39	2	7	2	4	6	0
2015-16	Calgary	WHL	68	24	40	64	28	5	0	2	2	2
2016-17	Calgary	WHL	43	8	37	45	14	4	0	2	2	0
2017-18	Calgary	WHL	25	5	22	27	12	-	-	-	-	-
	Tri-City	WHL	32	7	14	21	10	14	1	17	18	2
2018-19	Charlotte	AHL	-	-	-	-	-	1	0	0	0	0
	Carolina	NHL	2	0	0	0	2	-	-	-	-	-
2018-19	Charlotte	AHL	70	13	31	44	26	15	1	4	5	10
	<b>Hurricanes/NHL Totals (1 Season)</b>			<b>2</b>	<b>0</b>	<b>0</b>	<b>0</b>	<b>2</b>	-	-	-	-

• June 24, 2016—Selected by the Carolina Hurricanes in the 2016 NHL Draft. First round, 13th overall.  
• July 9, 2016—Signed a three-year, entry-level contract with the Carolina Hurricanes.

## 2018-19 SEASON

Completed his first NHL/Hurricanes season... Appeared in two NHL games with Carolina... Registered 44 points (13g, 31a) in 70 AHL games with Charlotte... Named to AHL All-Rookie Team... Among rookie AHL defensemen, ranked first in goals, second in points and tied for second in assists... Tied the Checkers franchise single-season record for goals by a defenseman (13)... Tied for third in Charlotte franchise history in single-season points by a defenseman (44) and ranked fifth in franchise history in single-season points by a rookie... Posted first AHL point (assist) vs. Hershey (10/19)... Scored first AHL goal at

Binghamton (10/26)... Tallied a five-game AHL point streak from 11/20-12/1 (1g, 4a)... Recalled from Charlotte (11/25)... Made NHL debut at MTL (11/27)... Reassigned to Charlotte (12/1)... Scored two goals at Providence (1/25)... Recalled from Charlotte (2/27)... Reassigned to Charlotte (3/1)... Posted three-straight multi-point games from 3/20-3/24 (1g, 5a)... Registered five points (1g, 4a) in 15 AHL playoff games as the Checkers captured the Calder Cup for the first time in franchise history... Recorded an assist and scored the game-winning goal in Charlotte's Game 3 win in the Calder Cup Finals at Chicago (6/5).

## CAREER

Entering his second NHL season with Carolina... Selected by the Hurricanes in the first round, 13th overall, of the 2016 NHL Draft... Signed to a three-year, entry-level contract on 7/9/16... Registered 196 points (49g, 147a) in 219 career WHL games... Won a gold medal with Canada at the 2018 World Junior Championship and a silver in 2017... Won gold with Canada at the 2015 Ivan Hlinka Memorial Tournament... Was named to the all-tournament team at the 2015 World U-17 Hockey Challenge after totaling four points (1g, 3a) in five games for Canada Black... His father, John Bean, is the chief operating officer of the Calgary Flames... **2013-14:** Spent the season with Edge School after going unselected in the 2013 WHL Bantam Draft... **2014-15:** Made the roster for his hometown Calgary Hitmen in 2014-15 after a tryout with the club and set a franchise record for scoring by a rookie defenseman with 39 points (5g, 34a)... Was third among WHL rookie defensemen in scoring in 2014-15... Made his WHL debut vs. Red Deer (9/20)... Registered a seven-game assist streak from 11/28 -12/14 (0g, 11a)... Earned a career-high four assists vs. Vancouver (1/25)... Totaled six points (2g, 4a) in seven games during the 2015 WHL playoffs... **2015-16:** Led all WHL defensemen in goals (24), power-play goals (12) and game-winning goals (6) during his second season with the Calgary Hitmen... Was sixth among league defensemen in scoring (64 points) and was named to the 2015-16 WHL East Second All-Star Team... Skated for Team Orr at the 2016 CHL Top Prospects Game... Earned 17 multi-point efforts and four multi-goal games... Registered three assists at Brandon (12/8)... Earned a seven-game point streak from 12/13 - 1/2 (3g, 6a)... Earned two assists in five playoff games as

Calgary fell to Red Deer in the opening round of the 2016 WHL playoffs... **2016-17:** Led Calgary Hitmen defensemen and was fifth among team skaters in scoring with 45 points (8g, 37a), despite missing 29 games due to injury and his participation in the 2017 World Junior Championship... Suffered a fractured finger at Medicine Hat (10/14) and missed the next 16 games (10/16-11/26)... Posted career-long, eight-game point and assist streaks from 12/2 - 1/10 (2g, 10a)... Earned his first career hat trick and added an assist vs. Regina (1/27)... Recorded a career-high four assists to register his second-consecutive four-point effort the next night at Kootenay (1/28)... Registered two points (0g, 2a) in four games as Calgary was swept by Regina in the opening round of the 2017 WHL playoffs... **2017-18:** Split the season between Calgary and Tri-City... Served as an alternate captain for Calgary... Traded to Tri-City on Jan. 7... Won gold with Team Canada at the World Junior Championship in Buffalo, posting three assists in seven games... Posted 13 multi-point games... Recorded a seven-game assists streak from 10/20 - 11/4 (1g, 9a)... Registered 18 points (1g, 17a) in 14 WHL playoff games as Tri-City fell to Everett in six games in the Western Conference Finals... Ranked tied for fifth in the WHL in playoff assists... Earned five assists in Game 3 vs. Victoria (4/10) and three assists in Game 4 (4/11)... Named the CHL Player of the Week (4/17)... Joined the Charlotte Checkers (AHL) at the conclusion of his junior season with Tri-City and made his professional debut in Game 3 of the second-round playoff series vs. Lehigh Valley (5/8).



# CLARK BISHOP 64



**Center • Shoots Left**  
**6'1" • 204 lbs.**  
**3/29/96 • St. John's, N.L.**

**Acquired: 2014 NHL Draft**  
**2018-19 Teams: Carolina (NHL), Charlotte (AHL)**  
**Drafted: Carolina 2014 (5-127)**

## HIGHLIGHTS

### NHL FIRSTS:

**Game:** 10/20/18; 3-1 L vs. COL  
**Point:** 12/7/18; 4-1 W at ANA (goal)  
**Goal:** 12/7/18; 4-1 W at ANA (Gibson)

### NHL HIGHS:

**Goals:** 1 (12/7/18; 4-1 W at ANA)  
**Assists:** 1-2x (last: 12/31/18; 3-1 W vs. PHI)  
**Points:** 2 (12/7/18; 4-1 W at ANA)  
**Penalty Min:** 2-3x (last: 12/29/18; 2-0 L at NJ)

### NHL STREAKS:

**Goal Streak:** None  
**Assist Streak:** None  
**Point Streak:** None

## CAREER STATS

YEAR	TEAM	LEAGUE	REGULAR SEASON					PLAYOFFS				
			GP	G	A	P	PIM	GP	G	A	P	PIM
2011-12	St. Johns	NLMMHL	23	18	20	38	45	8	3	6	9	10
2012-13	Cape Breton	QMJHL	58	8	14	22	33	-	-	-	-	-
2013-14	Cape Breton	QMJHL	56	14	19	33	54	4	1	0	1	8
2014-15	Cape Breton	QMJHL	38	19	16	35	54	7	5	3	8	4
2015-16	Cape Breton	QMJHL	50	16	23	39	86	3	1	2	3	0
2016-17	Charlotte	AHL	42	2	4	6	11	-	-	-	-	-
	Florida	ECHL	21	3	8	11	16	-	-	-	-	-
2017-18	Charlotte	AHL	68	7	21	28	32	8	2	0	2	8
<b>2018-19</b>	<b>Carolina</b>	<b>NHL</b>	<b>20</b>	<b>1</b>	<b>2</b>	<b>3</b>	<b>6</b>	<b>2</b>	<b>0</b>	<b>0</b>	<b>0</b>	<b>0</b>
	Charlotte	AHL	38	3	3	6	56	16	2	1	3	14
<b>Hurricanes/NHL Totals (1 Season)</b>			<b>20</b>	<b>1</b>	<b>2</b>	<b>3</b>	<b>6</b>	<b>2</b>	<b>0</b>	<b>0</b>	<b>0</b>	<b>0</b>

• June 28, 2014—Selected by the Carolina Hurricanes in the 2014 NHL Draft. Fifth round, 127th overall.  
• April 4, 2016—Signed a three-year, entry-level contract with the Carolina Hurricanes.

## 2018-19 SEASON

Completed his first NHL/Hurricanes season... Tallied three points (1g, 2a) in 20 NHL games with Carolina and six points (3g, 3a) in 38 AHL games with Charlotte... Made NHL debut vs. COL (10/20)... Reassigned to Charlotte (10/23)... Recalled from Charlotte (11/29)... Scored first NHL points (1g, 1a) at ANA (12/7)... Logged a season-high 13:49 of ice time vs. ARI (12/16)... Reassigned to Charlotte (12/16)... Recalled from Charlotte (12/26)... Missed eight games with a lower-body injury (1/4-1/18)... Reassigned to


Charlotte (1/18)... Made his NHL playoff debut in Game 1 of the Eastern Conference Second Round at NYI (4/26)... Recorded three points (2g, 1a) in 16 AHL playoff games to help the Checkers capture the Calder Cup... Scored a goal in Game 5 of the Eastern Conference Final at Toronto (5/24)... Scored a goal in Game 6 vs. Toronto (5/26)... **Multi-point games:** 1 (12/7 at ANA: 1g, 1a).

## CAREER

Entering his second NHL season with Carolina... Selected by Carolina in the fifth round (127th overall) of the 2014 NHL Draft... Signed a three-year, entry-level contract with the Hurricanes on 4/4/16... Recorded 129 points (57g, 72a) in 202 career Quebec Major Junior Hockey League (QMJHL) games with Cape Breton... Won the gold medal with Canada's U-18 national team at the 2013 Ivan Hlinka Memorial Tournament, scoring one goal and registering a (+2) rating in five games... Also represented Canada Atlantic at the 2013 U-17 World Hockey Challenge, earning five points (3g, 2a) in five games... **2011-12:** Played for his hometown St. John's Privateers in the Newfoundland and Labrador Major Midget Hockey League (NLMMHL), ranking 11th in the league in scoring with 38 points (18g, 20a) in 23 games... Earned nine points (3g, 6a) in eight playoff games as the Privateers won the Provincial Championship... Selected by Cape Breton in the first round (3rd overall) of the 2012 QMJHL Entry Draft... **2012-13:** Completed his first season of major junior hockey, scoring eight goals and adding 14 assists (22 points) for Cape Breton... Earned his first QMJHL points with a pair of assists vs. Rimouski (10/21)... Scored his first QMJHL goal vs. P.E.I. (11/14/12)... **2013-14:** Served as an alternate captain for Cape Breton in his second QMJHL season, totaling 14 goals and 19 assists (33 points) in 56 games... Selected to play for Team Orr in the 2014 CHL/NHL Top Prospects Game... Scored a goal in his QMJHL Playoff debut at Gatineau (3/21/14)... **2014-15:** Served as Cape Breton's captain, totaling 35 points (19g, 16a) in 38 games played... Established career highs with a six-game goal streak from 11/26 - 12/12 (7g) and an eight-game point streak from 11/26 - 12/18 (7g, 4a)... Led Cape Breton in scoring during the 2015 playoffs with eight points (5g, 3a) as the Screaming Eagles fell to Quebec in seven games... **2015-16:** Served as Cape Breton's team captain for the second consecutive season, setting career highs in assists (23) and points (39)... Ranked

fourth among Screaming Eagles skaters in penalty minutes (86)... Totaled three points (1g, 2a) in three 2016 QMJHL playoff games for the Screaming Eagles... **2016-17:** Completed his first professional season, splitting the year between Charlotte (American Hockey League) and Florida (ECHL)... Totaled six points (2g, 4a) in 42 games for the Checkers and 11 points (3g, 8a) in 21 games with the Everblades... Made his professional debut in the Checkers' opener at Texas (10/14)... Recorded his first professional goal/point at Iowa (11/11)... Earned his first professional assist at Ontario (12/10)... Posted an assist and a season-best (+2) in a 3-2 overtime win at Manitoba (12/30)... Assigned to Florida (ECHL) for the first time on 1/6 and posted an assist in his Everblades debut that night... Had a six-game assist-point streak with Florida from 2/3-2/22 (0g, 6a)... Recalled to Charlotte on 3/7... Assisted on Bryan Bickell's first goal as a Checker vs. Cleveland (3/25), giving him points in consecutive AHL games for the first time in his career... **2017-18:** Completed his second professional season and first spent entirely at the AHL level with the Checkers... Registered 28 points (7g, 21a) in 68 games... Ranked tied for seventh on the Checkers with 21 assists and tied for second on the team with two shorthanded goals... Recorded assists in a career-best three straight games from 10/28-11/3... Marked his first AHL multi-goal game at Utica (11/10)... Set a career high with three assists vs. Springfield (12/1)... Scored a goal in consecutive AHL games vs. Laval (12/16-12/17)... Matched his career/season high with three assists vs. Springfield (2/9), which was part of a three-game point streak that tied his career long (1g, 4a)... Scored two goals in eight AHL playoff games... Ranked fourth on the team in goals and tied for third in penalty minutes (8) during the playoffs... Scored goals in consecutive playoff games against Wilkes-Barre/Scranton (4/21-4/26), marking the first playoff points of his career.





# FREDRIK CLAESSION 33



**Defenseman • Shoots Left**  
**6'1" • 206 lbs**  
**11/24/92 • Stockholm, Sweden**

**Acquired: 9/17/19, Signed as a free agent**  
**2018-19 Team: NY Rangers (NHL)**  
**Drafted: Ottawa 2011 (5-126)**

## HIGHLIGHTS

### NHL FIRSTS:

**Game:** 12/30/15; 3-0 L vs. NJ  
**Point:** 4/5/16; 5-3 L vs. PIT (assist)  
**Goal:** 3/8/17; 5-2 W at DAL (Lehtonen)

### NHL HIGHS:

**Goals:** 1-6x (last: 12/8/18; 5-4 W at FLA)  
**Assists:** 2 (1/24/17; 3-0 W vs. WSH)  
**Points:** 2-3x (last: 12/8/18; 5-4 W at FLA)  
**Penalty Min:** 25 (12/27/17; 5-1 L at BOS)

### NHL STREAKS:

**Goal Streak:** None  
**Assist Streak:** 3 (1/24/17-1/31/17; 4a)  
**Point Streak:** 3-2x (last: 3/8/17-3/11/17; 2g, 2a)

## CAREER STATS

YEAR	TEAM	LEAGUE	REGULAR SEASON					PLAYOFFS				
			GP	G	A	P	PIM	GP	G	A	P	PIM
2007-08	Hammarby IF	Sweden-2	2	0	0	0	2	-	-	-	-	-
2008-09	Djurgardens IF U20	Sweden-Jr.	7	0	0	0	0	-	-	-	-	-
2009-10	Djurgardens IF U20	Sweden-Jr.	22	0	4	4	18	-	-	-	-	-
2010-11	Djurgardens IF	Sweden	35	2	0	2	6	7	0	1	1	0
	Djurgardens IF U20	Sweden-Jr.	18	2	3	5	6	5	0	1	1	0
2011-12	Djurgardens IF	Sweden	47	1	6	7	8	10	1	1	2	0
	Djurgardens IF U20	Sweden-Jr.	1	0	0	0	2	-	-	-	-	-
2012-13	Binghamton	AHL	70	3	8	11	51	3	0	1	1	2
2013-14	Binghamton	AHL	75	3	26	29	39	4	0	0	0	4
2014-15	Binghamton	AHL	76	4	15	19	42	-	-	-	-	-
2015-16	Ottawa	NHL	16	0	2	2	2	-	-	-	-	-
	Binghamton	AHL	55	3	7	10	50	-	-	-	-	-
2016-17	Ottawa	NHL	33	3	8	11	4	14	0	3	3	4
	Binghamton	AHL	9	0	1	1	2	-	-	-	-	-
2017-18	Ottawa	NHL	64	1	6	7	35	-	-	-	-	-
2018-19	NY Rangers	NHL	37	2	4	6	9	-	-	-	-	-
<b>NHL Totals (4 seasons)</b>			<b>150</b>	<b>6</b>	<b>20</b>	<b>26</b>	<b>50</b>	<b>14</b>	<b>0</b>	<b>3</b>	<b>3</b>	<b>4</b>

- June 25, 2011—Selected by the Ottawa Senators in the 2011 NHL Draft. Fifth round, 126th overall.
- July 1, 2018—Signed by the New York Rangers as a free agent.
- Sept.17, 2019—Signed by the Carolina Hurricanes as a free agent.

## 2018-19 SEASON

Completed his fourth NHL season... Registered six points (2g, 4a) in 37 NHL games with the Rangers... Took a season-high five shots vs. SJ (10/11)... Scored his first goal of the

season at NYI (11/15)... Logged a season-high 24:21 of ice time vs. WPG (12/2)... Posted two points (1g, 1a) at FLA (12/8)... **Multi-point games:** 1 (12/8 at FLA: 1g, 1a).

## CAREER

Entering his fifth NHL season and first with the Hurricanes... Signed by the Hurricanes as a free agent to a one-year contract in Sept. 2019... Represented Sweden at the 2012 IIHF World Junior Championship, winning gold... **2007-08:** Appeared in a pair of Allsvenskan games with Hammarby IF... **2008-09:** Appeared in seven SuperElit games with Djurgardens IF U20... **2009-10:** Tallied four assists in 22 SuperElit games with Djurgardens IF... **2010-11:** Made SHL debut and scored two goals in 35 games with Djurgardens IF... Added one assist in seven SHL playoff games... Also recorded five points (2g, 3a) in 18 SuperElit games with Djurgardens IF U20... Tallied one assist in five SuperElit playoff games... **2011-12:** Spent the majority of the season with Djurgardens IF, posting seven points (1g, 6a) in 47 SHL games... Also appeared in one SuperElit game with Djurgardens IF U20... Registered two points (1g, 1a) in 10 Kvalserien games as Djurgardens IF was relegated to the Allsvenskan... **2012-13:** Posted 11 points (3g, 8a) in 70 AHL games with Binghamton... Made AHL debut vs. Wilkes-Barre/Scranton (10/13)... Recorded first AHL point with an assist vs. Syracuse (10/20)... Registered a three-game assist streak from 11/10-11/17 (3a)... Scored first career AHL goal at Toronto (3/2)... Tallied two assists vs. Norfolk (3/16)... Added one assist in three AHL playoff games... Made AHL playoff debut vs. Wilkes-Barre/Scranton (4/27)... Recorded first career AHL playoff point with an assist at Wilkes-Barre/Scranton (5/2)... **2013-14:** Posted 29 points (3g, 26a) in 75 AHL games with Binghamton... Led team in games played... Finished tied for second in the AHL in plus/minus rating (+37)... Tallied two assists vs. Adirondack (11/15)... Registered two assists vs. St. John's (11/30)... Recorded two assists vs. Hershey (12/26)... Played 100th career AHL game at Utica (12/27)... Posted a six-game assist streak from 1/10-1/24 (8a)... Earned two assists vs. Hershey (1/10)... Tallied two assists vs. Bridgeport (1/17)... Recorded two points (1g, 1a) at Rochester (3/16)...

Skated in four AHL playoff games... **2014-15:** Posted 19 points (4g, 15a) in 76 AHL games with Binghamton... Was the only Binghamton skater to appear in every game... Tallied two assists at St. John's (10/21)... Recorded two assists at Hartford (12/7)... Registered two points (1g, 1a) at Hershey (12/27)... Played 200th career AHL game at Lehigh Valley (2/28)... Posted two assists at Adirondack (3/15)... **2015-16:** Tallied two assists in 16 NHL games with Ottawa... Recorded 10 points (3g, 7a) in 55 AHL games with Binghamton... Began the season in the AHL... Registered two assists at Hershey (12/12)... Recalled to Ottawa (12/29)... Made NHL debut vs. NJ (12/30)... Reassigned to Binghamton (1/20)... Recalled to Ottawa (3/22)... Earned first career NHL point with an assist vs. PIT (4/5)... **2016-17:** Tallied 11 points (3g, 8a) in 33 NHL games with Ottawa... Also posted an assist in nine AHL games with Binghamton... Began the season in the AHL... Recalled to Ottawa (11/2)... Reassigned to Binghamton (11/18)... Recalled to Ottawa (11/23)... Posted a three-game assist streak from 1/24-1/31 (4a)... Tallied two assists vs. WSH (1/24)... Registered a three-game point streak from 3/8-3/11 (2g, 2a)... Posted two points (1g, 1a), including his first career NHL goal, at DAL (3/8)... Added three assists in 14 NHL playoff games as the Senators advanced to the Eastern Conference Final... Made NHL playoff debut in Game 1 of Eastern Conference First Round vs. BOS (4/12)... Earned first career NHL playoff point with an assist in Game 2 of Eastern Conference Second Round vs. NYR (4/29)... **2017-18:** Registered seven points (1g, 6a) in 64 NHL games with Ottawa... Finished third on the team in hits (158) and fifth in blocked shots (84)... Logged a season-high 26:51 of ice time at VAN (10/10)... Took a season-high five shots and scored a goal at COL (11/10)... Registered a season-high nine hits vs. DAL (3/16)... Posted an assist in his 100th career NHL game at FLA (3/12).



# ANTON FORSBERG 31



**Goaltender • Catches Left**  
**6'3" • 197 lbs.**  
**11/27/92 • Harnosand, Sweden**

**Acquired: 6/24/19, Trade with Chicago**  
**2018-19 Team: Rockford (AHL)**  
**Drafted: Columbus 2011 (7-188)**

## HIGHLIGHTS

### NHL FIRSTS:

**Game:** 11/1/14; 3-2 L at NJ  
**Win:** 1/2/16; 5-4 W vs. WSH  
**Shutout:** None

### NHL HIGHS:

**Saves:** 42 (1/30/18; 2-1 W at NSH)  
**Shots Faced:** 46 (2/14/15; 6-3 L at NYI)  
**Win Streak:** 2-2x (last: 1/25/18-1/30/18)  
**Streak w/out Regulation Loss:** 2-4x (last: 3/24/18-3/26/18; 1-0-1)  
**Shutout Sequence:** 82:14 (12/2/17-12/3/17)

### NHL SHOOTOUTS AND PENALTY SHOTS:

**Shootout Stats:** 2-2 (7 goals on 16 attempts)  
**Career Penalty Shots:** 2 (0 goals on 2 attempts)

## CAREER STATS

YEAR	TEAM	LEAGUE	REGULAR SEASON						PLAYOFFS					
			GP	MIN	GA	SO	GAA	W-L-OT	GP	MIN	GA	SO	GAA	W-L
2009-10	MODU U20	Sweden-Jr	21	1183	73	1	3.70	-	3	120	5	-	2.37	-
2010-11	MODU U20	Sweden-Jr	33	1942	94	3	2.90	-	6	358	17	-	2.85	-
2011-12	MODU	SHL	15	609	31	0	3.05	4-5-0	-	-	-	-	-	-
	MODU U20	Sweden-Jr	14	847	31	2	2.20	-	4	248	14	-	3.39	-
2012-13	Sodertalje	Allsvenskan	33	1971	90	3	2.04	24-9-0	8	2.99	-	-	-	-
2013-14	MODU	SHL	22	1304	53	1	2.44	11-11-0	-	-	-	-	-	-
	Springfield	AHL	4	212	4	0	1.13	3-0-0	2	59	3	0	3.03	0-1
<b>2014-15</b>	<b>Columbus</b>	<b>NHL</b>	<b>5</b>	<b>256</b>	<b>20</b>	<b>0</b>	<b>4.69</b>	<b>0-4-0</b>	-	-	-	-	-	-
	Springfield	AHL	30	1764	59	3	2.01	20-8-1	-	-	-	-	-	-
<b>2015-16</b>	<b>Columbus</b>	<b>NHL</b>	<b>4</b>	<b>179</b>	<b>9</b>	<b>0</b>	<b>3.03</b>	<b>1-3-0</b>	-	-	-	-	-	-
	Lake Erie	AHL	41	2302	92	2	2.40	23-10-5	10	584	13	2	1.34	9-0
<b>2016-17</b>	<b>Columbus</b>	<b>NHL</b>	<b>1</b>	<b>59</b>	<b>4</b>	<b>0</b>	<b>4.07</b>	<b>0-1-0</b>	-	-	-	-	-	-
	Cleveland	AHL	51	2977	113	4	2.28	27-17-4	-	-	-	-	-	-
<b>2017-18</b>	<b>Chicago</b>	<b>NHL</b>	<b>35</b>	<b>1715</b>	<b>85</b>	<b>0</b>	<b>2.97</b>	<b>10-16-4</b>	-	-	-	-	-	-
2018-19	Rockford	AHL	32	1906	84	0	2.64	15-15-2	-	-	-	-	-	-
<b>NHL Totals (4 seasons)</b>			<b>45</b>	<b>2,208</b>	<b>118</b>	<b>0</b>	<b>3.21</b>	<b>11-24-4</b>	-	-	-	-	-	-

- June 25, 2011—Selected by the Columbus Blue Jackets in the 2011 NHL Draft. Seventh round, 188th overall.
- June 23, 2017—Acquired by the Chicago Blackhawks from the Columbus Blue Jackets along with Brandon Saad and a fifth-round selection in the 2018 NHL Draft (Mike Callahan) in exchange for Artemi Panarin, Tyler Motte and a sixth-round selection in the 2017 NHL Draft (Jonathan Davidsson).
- June 24, 2019—Acquired by the Carolina Hurricanes from the Chicago Blackhawks along with Gustav Forsling in exchange for Calvin de Haan and Aleksii Saarela.

## 2018-19 SEASON


Completed his fifth AHL season... Appeared in 32 games with Rockford... Posted a 15-15-2 record with a 2.64 goals-against average and .919 save percentage... Stopped 41 of 43 shots faced in win vs. Grand

Rapids (12/7)... Made 49 saves in overtime loss vs. Texas (12/15)... Made 45 saves on 46 shots in win vs. Wilkes-Barre/Scranton (2/6)... Stopped 46 of 48 shots in win at Grand Rapids (3/15).

## CAREER

Entering his ninth professional season and first with the Hurricanes organization... Represented Sweden at the 2012 IIHF World Junior Championship, winning gold... **2009-10:** Made 21 SuperElit appearances for MODU U20, posting a 3.70 goals-against average, .874 save percentage and one shutout... Also played three playoff games, recording a 2.37 goals-against average and .903 save percentage... **2010-11:** Tallied a 2.90 goals-against average, .907 save percentage and three shutouts in 33 SuperElit games with MODU U20... Also appeared in one game for AIK Harnosand (Sweden-3)... Posted a 2.85 goals-against average and .921 save percentage in six SuperElit playoff games... **2011-12:** Played 15 SHL games with MODU, registering a 4-5-0 record, 3.05 goals-against average and .901 save percentage... Made 33 saves in SHL debut vs. HV71 (9/29)... Stopped 36 of 37 shots faced for first career SHL win vs. Lulea HF (10/15)... Also appeared in 14 SuperElit games with MODU U20, recording a 2.12 goals-against average, .925 save percentage and two shutouts... Played four SuperElit playoff games, earning a 3.39 goals-against average and .891 save percentage... **2012-13:** Made 33 Allsvenskan appearances with Sodertalje, posting a 24-9-0 record, 2.04 goals-against average, .933 save percentage and three shutouts... Finished third in the league in save percentage and fourth in goals-against average... **2013-14:** Posted an 11-11-0 record with a 2.44 goals-against average, .920 save percentage and one shutout in 22 SHL games with MODU... Won five consecutive starts from 10/5-10/30... Made 26 saves for first career SHL shutout vs. Leksands IF (1/29)... Appeared in four AHL games with Springfield, tallying a 3-0-0 record, and 1.13 goals-against average... Made AHL debut and earned first career AHL win with 25 saves at Bridgeport (4/1)... Played two AHL playoff games, earning an 0-1 record, 3.03 goals-against average and .917 save percentage... Made AHL playoff debut with nine saves in relief at Providence (4/29)... **2014-15:** Posted a 20-8-1 record, 2.01 goals-against average, .927 save percentage and three shutouts in 30 AHL games with Springfield... Finished third in the AHL in goals-against average and fourth in save percentage... Appeared in five NHL games with Columbus, registering an 0-4-0 record, 4.69 goals-against average and .866 save percentage... Began the season in the AHL... Recalled by Columbus (10/28)... Made 26 saves in NHL debut at NJ (11/1)... Reassigned to Springfield (11/14)... Won 10 consecutive starts from 11/15-12/6... Stopped all 33 shots faced for first career AHL shutout at Worcester (11/15)... Named AHL Goaltender of the Month for November... Posted a 30-save shutout at

Hartford (12/6)... Named to 2015 AHL All-Star Game... Recalled by Columbus (1/26)... Made 40 saves at NYI (2/14)... Reassigned to Springfield (2/25)... Earned a 22-save shutout vs. Bridgeport (2/28)... **2015-16:** Made 41 AHL appearances with Lake Erie, tallying a 23-10-5 record, 2.40 goals-against average, .914 save percentage and two shutouts... Calder Cup Champion... Also played four NHL games with Columbus, posting a 1-3-0 record, 3.03 goals-against average and .907 save percentage... Began the season in the AHL... Recorded a point in eight straight decisions from 11/8-12/12 (7-0-1)... Recalled by Columbus (1/2)... Stopped all six shots faced in relief and earned first career NHL win vs. WSH (1/2)... Reassigned to Lake Erie (1/15)... Made 43 saves vs. Grand Rapids (1/20)... Posted a 36-save shutout vs. Milwaukee (3/1)... Earned a 19-save shutout vs. Manitoba (3/19)... Earned a 9-0 record, 1.34 goals-against average, .949 save percentage and two shutouts in 10 AHL playoff games... Led all AHL playoff goaltenders in goals-against average and save percentage... Posted a 26-save shutout vs. Ontario (5/24)... Stopped 41 of 42 shots faced in double-overtime win vs. Ontario (5/26)... Stopped all 23 shots faced for a shutout in Calder Cup-clinching win vs. Hershey (6/11)... **2016-17:** Posted a 27-17-4 record, 2.28 goals-against average, .926 save percentage and four shutouts in 51 AHL games with Cleveland... Finished third in the league in save percentage... Also appeared in one NHL game with Columbus... Made 42 saves at Grand Rapids (11/9)... Made 43 saves at Grand Rapids (11/25)... Made 42 saves in win at Grand Rapids (11/30)... Won six consecutive starts from 12/9-1/7... Posted a 28-save shutout vs. Grand Rapids (12/30)... Recalled by Columbus (1/9)... Made 23 saves at CAR (1/10)... Reassigned to Cleveland (1/12)... Named to 2017 AHL All-Star Game... Earned a 28-save shutout at Iowa (2/19)... Won five consecutive starts from 3/18-3/28... Stopped 51 of 52 shots faced in win vs. Iowa (3/24)... Posted a 37-save shutout vs. Iowa (3/26)... Recorded a 27-save shutout at Milwaukee (4/7)... Traded to Chicago (6/23)... **2017-18:** Posted a 10-16-4 record, 2.97 goals-against average and .908 save percentage in 35 NHL games with Chicago... Made 40 saves in overtime loss vs. EDM (10/19)... Made 35 saves in win at CAR (11/11)... Stopped 33 of 35 shots faced in shootout loss at DAL (12/2)... Made 32 saves in win vs. EDM (1/7)... Stopped 42 of 43 shots faced in win at NSH (1/30)... Made 32 saves in win vs. OTT (2/21)... Stopped 31 of 32 shots faced in win vs. BOS (3/11)... Made 31 saves on 32 shots in win at NYI (3/24).



# BRIAN GIBBONS 29



**Left Wing • Shoots Left**  
**5'8" • 177 lbs**  
**2/26/88 • Braintree, Mass.**

**Acquired: 7/4/19, Signed as a free agent**  
**2018-19 Teams: Anaheim/Ottawa (NHL)**  
**Drafted: Undrafted**

## HIGHLIGHTS

### NHL FIRSTS:

**Game:** 11/18/13; 3-1 W vs. ANA  
**Point:** 11/18/13; 3-1 W vs. ANA (goal)  
**Goal:** 11/18/13; 3-1 W vs. ANA (Fasth)

### NHL HIGHS:

**Goals:** 1-25x (last: 4/3/19; 4-1 W at NYR)  
**Assists:** 2-5x (last: 3/28/19; 5-2 L vs. FLA)  
**Points:** 2-9x (last: 3/28/19; 5-2 L vs. FLA)  
**Penalty Min:** 4-2x (last: 11/30/18; 2-1 W at CAR)

### NHL STREAKS:

**Goal Streak:** 2-5x (last: 3/23/19-3/26/19; 2g, 1a)  
**Assist Streak:** 3 (3/16/14-3/20/14; 0g, 3a)  
**Point Streak:** 4-2x (last: 3/21/19-3/28/19; 2g, 4a)

## CAREER STATS

YEAR	TEAM	LEAGUE	REGULAR SEASON					PLAYOFFS				
			GP	G	A	P	PIM	GP	G	A	P	PIM
2007-08	Boston College	H-East	43	13	22	35	32	-	-	-	-	-
2008-09	Boston College	H-East	36	9	19	28	52	-	-	-	-	-
2009-10	Boston College	H-East	42	16	34	50	78	-	-	-	-	-
2010-11	Boston College	H-East	39	18	33	51	79	-	-	-	-	-
2011-12	Wilkes-Barre/Scranton	AHL	70	11	19	30	26	9	0	0	0	8
2012-13	Wilkes-Barre/Scranton	AHL	70	8	22	30	34	15	3	5	8	22
2013-14	Pittsburgh	NHL	41	5	12	17	6	8	2	1	3	2
	Wilkes-Barre/Scranton	AHL	28	11	19	30	43	10	1	2	3	18
2014-15	Columbus	NHL	25	0	5	5	8	-	-	-	-	-
	Springfield	AHL	26	3	8	11	14	-	-	-	-	-
2015-16	Hartford	AHL	63	6	17	23	30	-	-	-	-	-
2016-17	Albany	AHL	72	16	20	36	38	4	1	0	1	2
2017-18	New Jersey	NHL	59	12	14	26	20	2	0	0	0	0
2018-19	Anaheim	NHL	44	2	3	5	16	-	-	-	-	-
	Ottawa	NHL	20	6	8	14	4	-	-	-	-	-
<b>NHL Totals (4 seasons)</b>			<b>189</b>	<b>25</b>	<b>42</b>	<b>67</b>	<b>54</b>	<b>10</b>	<b>2</b>	<b>1</b>	<b>3</b>	<b>2</b>

- April 4, 2011—Signed by the Pittsburgh Penguins as a free agent.
- July 4, 2014—Signed by the Columbus Blue Jackets as a free agent.
- July 1, 2015—Signed by the New York Rangers as a free agent.
- July 1, 2017—Signed by the New Jersey Devils as a free agent.
- July 2, 2018—Signed by the Anaheim Ducks as a free agent.
- Feb. 24, 2019—Acquired by the Ottawa Senators from the Anaheim Ducks in exchange for Patrick Sieloff.
- July 4, 2019—Signed by the Carolina Hurricanes as a free agent.

## 2018-19 SEASON

Completed his fourth NHL season... Recorded 19 points (8g, 11a) in 64 NHL games split between Anaheim and Ottawa... Began the season with the Ducks, posting five points (2g, 3a) in 44 games... Traded to the Senators on 2/24 in exchange for Patrick Sieloff... Posted an assist in his Ottawa debut at WSH (2/26)... Recorded a four-game point streak from 3/2-3/7 (2g, 2a)... Registered a four-game point streak from 3/21-3/28 (2g, 4a)... Tallied two points (1g, 1a) vs. BUF (3/26)... Posted two assists

vs. FLA (3/28)... Logged a season-high 17:40 of ice time vs. CBJ (4/6)... **Longest goal streak:** 2 games-2x (last: 3/23-3/26; 2g, 1a)... **Longest assist streak:** 2 games (3/26-3/28; 1g, 3a)... **Longest point streak:** 4 games-2x (3/21-3/28; 2g, 4a)... **Multi-assist games:** 1 (3/28 vs. FLA; 0g, 2a)... **Multi-point games:** 2 (last: 3/28 vs. FLA; 0g, 2a).

## CAREER

Entering his fifth NHL season and first with the Hurricanes... Represented the United States at the 2018 IIHF World Championship, winning bronze... **2007-08:** Tallied 35 points (13g, 22a) in 43 NCAA games in his freshman season at Boston College... The Eagles captured the Beanpot, the Hockey East Championship and the National Championship... **2008-09:** Posted 28 points (9g, 19a) in 36 games with Boston College... Led the Eagles in assists... **2009-10:** Recorded 50 points (16g, 34a) while playing in all 42 games for Boston College... Led the Eagles in assists and also finished second on the team in points for the second straight season... Boston College won the Beanpot, the Hockey East Championship and the National Championship all for the second time in three years... **2010-11:** Tallied 51 points (18g, 33a) in 39 games during his senior year at Boston College... Led the team in assists and finished second on the team in points for the third consecutive season... The Eagles won the Beanpot and the Hockey East Championship each for the third time in his four years at the school... Finished his collegiate career with 164 points (56g, 108a) in 160 games... **2011-12:** Registered 30 points (11g, 19a) in 70 AHL games with Wilkes-Barre/Scranton in his first professional season... Scored a goal in his AHL debut vs. Hershey (10/8)... Posted a four-game point streak from 10/22-11/4 (2g, 4a), including a three-point game (1g, 2a) at Manchester (10/29)... Skated in nine playoff games... **2012-13:** Posted 30 points (8g, 22a) in 70 AHL games with Wilkes-Barre/Scranton... Played 100th career AHL game vs. Hershey (1/11)... Added eight points (3g, 5a) in 15 playoff games... **2013-14:** Split the season between Pittsburgh (NHL) and Wilkes-Barre/Scranton (AHL)... Recorded 17 points (5g, 12a) in 41 NHL games with Pittsburgh... Tallied 30 points (11g, 19a) in 28 AHL games with Wilkes-Barre/Scranton... Began the season in the AHL... Registered 14 points (5g, 9a) in eight AHL games during the month of October... Tallied a six-game point streak from 11/8-11/29 (2g, 7a), including games before and after his first NHL recall... Recalled by Pittsburgh (11/18)... Posted two points (1g, 1a) in his NHL debut vs. ANA (11/18)... Reassigned to Wilkes-Barre/Scranton (11/26)... Recalled to Pittsburgh (12/17)... Scored goals in back-to-back games vs. OTT (2/3) and at BUF (2/5)... Reassigned to Wilkes-Barre/Scranton (2/8)... Was named to the 2014 AHL All-Star Game, where he recorded two assists (2/12)... Recalled to Pittsburgh (2/24)... Posted a

three-game assist streak from 3/16-3/20 (3a)... Logged a season-high 15:23 of ice time vs. OTT (4/13)... Registered three points (2g, 1a) in eight playoff games with Pittsburgh... Made his Stanley Cup Playoffs debut in Game 1 of PIT's Eastern Conference First Round series vs. CBJ (4/16)... Recorded his first career NHL playoff points with a pair of goals 54 seconds apart, including a shorthanded goal, in the first period of Game 2 vs. CBJ (4/19)... Earned first career playoff assist in Game 4 of PIT's Eastern Conference Second Round series at NYR (5/7)... Reassigned to Wilkes-Barre/Scranton (5/15)... Recorded a three-game AHL playoff point streak from 5/21-5/25 (1g, 2a)... **2014-15:** Split the season between Columbus (NHL) and Springfield (AHL)... Tallied five assists in 25 NHL games with the Blue Jackets... Posted 11 points (3g, 8a) in 26 AHL games with the Falcons... Began the season with Springfield... Registered a three-game AHL point streak from 10/25-10/29 (1g, 4a)... Recalled to Columbus (10/30)... Tallied two assists in Blue Jackets debut at NJ (11/1)... Logged a season-high 18:54 of ice time at PHI (11/14)... Missed 23 games with a knee injury (12/20-2/14)... Activated from injured reserve and reassigned to Springfield (2/17)... Posted four points (2g, 2a) in three AHL games from 2/20-2/22... Recalled to Columbus (2/27)... Reassigned to Springfield (3/7)... Earned 100th career AHL point with an assist at Bridgeport (4/1)... **2015-16:** Recorded 23 points (6g, 17a) in 63 AHL games with Hartford... Notched a five-game point streak from 10/14-10/24 (2g, 5a)... Played 200th career AHL game at Hershey (10/24)... **2016-17:** Registered 36 points (16g, 20a) in 72 AHL games with Albany... Set AHL career highs in games played, goals and points... Posted a four-game point streak from 1/27-2/3 (1g, 4a)... Played 300th career AHL game vs. Lehigh Valley (2/3)... Tallied 100th career AHL assist vs. Syracuse (2/15)... Ended the regular season with a five-game point streak from 4/5-4/15 (3g, 2a)... Scored one goal in four AHL playoff games... **2017-18:** Tallied 26 points (12g, 14a) in 59 NHL games with New Jersey... Finished tied for fifth in the NHL in shorthanded goals (3)... Recorded first Devils points (1g, 1a) at BUF (10/9)... Scored first career game-winning goal and first career regular-season shorthanded goal at TOR (10/11)... Logged a career-high 19:07 of ice time at EDM (11/3)... Posted a three-game point streak from 11/18-11/22 (2g, 1a)... Played 100th career NHL game at NYR (12/21).



# JANNE KUOKKANEN 59



Center/Left Wing • Shoots Left  
6'0" • 195 lbs.  
5/25/98 • Oulunsalo, Finland

Acquired: 2016 NHL Draft  
2018-19 Teams: Carolina (NHL), Charlotte (AHL)  
Drafted: Carolina 2016 (2-43)

## HIGHLIGHTS

### NHL FIRSTS:

Game: 10/7/17, 5-4 SO W vs. MIN

Point: None

Goal: None

### NHL HIGHS:

Goals: None

Assists: None

Points: None

Penalty Min: 2-2x (last: 12/31/18; 3-1 W at PHI)

### NHL STREAKS:

Goal Streak: None

Assist Streak: None

Point Streak: None

## CAREER STATS

YEAR	TEAM	LEAGUE	REGULAR SEASON					PLAYOFFS				
			GP	G	A	P	PIM	GP	G	A	P	PIM
2013-14	Karpat U18	Fin-U18	44	26	27	53	32	5	5	2	7	0
2014-15	Karpat U18	Fin-U18	3	1	4	5	4	9	3	4	7	0
2015-16	Karpat Jr.	Fin-Jr.	35	3	12	15	16	—	—	—	—	—
	Karpat Jr.	Fin-Jr.	47	22	31	53	53	3	0	1	1	2
	Karpat	Finland	1	2	0	2	0	—	—	—	—	—
2016-17	Hokki	Finland-2	1	1	1	2	2	—	—	—	—	—
	Karpat U18	Fin-U18	—	—	—	—	—	5	1	4	5	0
	London	OHL	60	26	36	62	14	14	10	6	16	2
2017-18	Charlotte	AHL	—	—	—	—	—	1	0	0	0	0
	Charlotte	AHL	—	—	—	—	—	—	—	—	—	—
2018-19	Charlotte	AHL	60	11	29	40	16	8	3	1	4	2
	Charlotte	AHL	7	0	0	0	4	—	—	—	—	—
Hurricanes/NHL Totals (2 seasons)			11	0	0	0	4	—	—	—	—	—

• June 24, 2016—Selected by the Carolina Hurricanes in the 2016 NHL Draft. Second round, 43rd overall.  
• March 23, 2017—Signed a three-year, entry-level contract with the Carolina Hurricanes.

## 2018-19 SEASON

Completed his second NHL/Hurricanes season... Skated in seven NHL games with Carolina... Posted 38 points (12g, 26a) in 48 AHL games with Charlotte, ranking fourth on the team in assists and points... Began the season with the Checkers, posting three points (2g, 1a) in their first game at Rochester (10/5)... Tallied a seven-game AHL point streak from 10/26-11/11 (3g, 6a)... Posted a four-game AHL


point streak from 11/16-11/21 (1g, 4a)... Recorded three points (2g, 1a) at Hartford (12/7)... Recalled from Charlotte (12/12)... Made NHL season debut at MTL (12/13)... Reassigned to Charlotte (12/16)... Missed Checkers' final 17 regular-season games and all 19 playoff games due to injury.

## CAREER

Entering his third NHL season with Carolina... Selected by the Hurricanes in the second round, 43rd overall, in the 2016 NHL Draft... Totaled 62 points (26g, 36a) in 60 Ontario Hockey League (OHL) games with the London Knights... Totaled 68 points (25g, 43a) in 82 career games with Karpat Jr. in the Finnish junior league... Has represented Finland in international tournaments including the 2014 U-17 World Hockey Challenge, the 2015 and 2016 Five Nations Tournaments, the 2015 Ivan Hlinka Memorial Tournament, the 2016 U18 World Championship and the 2017 World Junior Championship... Was tied for third among Finnish skaters in scoring at the 2016 U18 World Championships with seven points (3g, 4a) in seven games as Finland won gold... **2013-14:** Scored 26 goals and added 27 assists (53 points) in 44 games for Karpat's U-18 team in 2013-14... **2014-15:** Split 2014-15 between Karpat's U-18 and U-20 squads, totaling 15 points (3g, 12a) in 35 games for Karpat Jr... **2015-16:** Played on four different levels in Finland during the 2015-16 season, spending the majority of the season with Karpat Jr... Totaled 53 points (22g, 31a) in 47 games for Karpat Jr... Also made his debut in Finland's SM Liiga with Karpat, netting two goals in his only game... Also skated in one game for Hokki of the Mestis League, scoring a goal and adding an assist... Had one assist in three playoff games for Karpat Jr. and also skated for Karpat's U-18 team during the playoffs, earning five points (1g, 4a) in five games... **2016-17:** Recorded 62 points (26g, 36a) in 60 games with the London Knights (OHL) in his first season in North America... Ranked tied for third on the team in goals and fourth in assists and points... Posted a 13-game point streak from 10/21 to 11/20 (9g, 18a)... Earned an OHL career-high four points (1g, 3a) vs. North Bay (11/18)... Recorded a career-high four assists vs. Ottawa

(1/20)... Earned 16 points (10g, 6a) in 14 OHL playoff games as the Knights fell to the 2017 OHL champion Erie Otters in the second round... Led the Knights in playoff goals and points... Earned a point in 12 of his 14 playoff games... Joined the Charlotte Checkers (AHL) at the conclusion of his OHL season and made his professional debut in Game 3 of the team's first-round Calder Cup Playoff series at CHI (4/23)... **2017-18:** Made his NHL debut in the Hurricanes' season opener vs. MIN (10/7)... Earned season highs in shots (3) and ice time (12:02) vs. CBJ (10/10)... Assigned to Charlotte (10/30)... Registered 40 points (11g, 29a) in 60 games with Charlotte (AHL)... Was named the AHL Rookie of the Month for February... Posted 10 multi-point games... Ranked fourth on the team in assists, tied for fifth in plus/minus (+17), eighth in points and tied for ninth in goals... Ranked eighth among AHL rookies in assists... Earned an assist in his AHL season debut at Belleville (11/3)... Registered four points (1g, 3a) vs. Belleville (11/21)... Posted a season-high four-game point streak (2/3-2/9: 1g, 5a)... Recorded three points (2g, 1a) vs. Hartford (2/13)... Earned his first career hat trick and registered a career-high five points (3g, 2a) vs. Hershey (4/7)... Recorded four points (3g, 1a) in eight AHL playoff games with Charlotte... Ranked tied for second on the team in playoff goals... Made his AHL playoff debut in Game 1 of Charlotte's first-round series against Wilkes-Barre/Scranton (4/20)... Earned his first AHL playoff point with an assist in Game 2 against Wilkes-Barre/Scranton (4/21)... Scored his first AHL playoff goal in Game 3 at Wilkes-Barre/Scranton (4/26)... Scored two goals in Game 2 of Charlotte's second-round series at Lehigh Valley (5/5).





# SAKU MAENALANEN 8



**Right Wing · Shoots Left**  
**6'4" · 207 lbs**  
**5/29/94 · Kemi, Finland**

**Acquired: 5/18/18, Signed as a free agent**  
**2018-19 Teams: Carolina (NHL), Charlotte (AHL)**  
**Drafted: Nashville 2013 (5-125)**

## HIGHLIGHTS

### NHL FIRSTS:

**Game:** 12/7/18; 4-1 W at ANA  
**Point:** 1/4/19; 4-2 W vs. CBJ (assist)  
**Goal:** 1/8/19; 4-3 W at NYI (Greiss)

### NHL HIGHS:

**Goals:** 2 (1/15/19; 6-2 L at NYR)  
**Assists:** 1-4x (last: 2/26/19; 6-1 W vs. LA)  
**Points:** 2 (1/15/19; 6-2 L at NYR)  
**Penalty Min:** 10 (2/26/19; 6-1 W vs. LA)

### NHL STREAKS:

**Goal Streak:** 2 (1/13/19-1/15/19; 3g)  
**Assist Streak:** None  
**Point Streak:** 2 (1/13/19-1/15/19; 3g)

## CAREER STATS

YEAR	TEAM	LEAGUE	REGULAR SEASON						PLAYOFFS				
			GP	G	A	P	PIM	GP	G	A	P	PIM	
2012-13	Karpat U20	Finland-Jr.	45	23	35	58	43	5	5	2	7	18	
2013-14	Karpat U20	Finland-Jr.	5	3	3	6	2	12	4	4	8	10	
	Karpat	Liiga	25	3	4	7	0	—	—	—	—		
2014-15	Jokipojat	Mestis	15	9	6	15	4	—	—	—	—		
	Karpat U20	Finland-Jr.	6	2	6	8	2	—	—	—	—		
	Karpat	Liiga	20	4	1	5	2	7	0	1	0		
	Pelicans	Liiga	8	1	0	1	0	—	—	—	—		
	Hokki	Mestis	17	5	8	13	6	10	2	4	6		
2015-16	Karpat	Liiga	46	6	10	16	14	13	3	1	4		
2016-17	Karpat	Liiga	34	11	10	21	6	2	0	0	0		
2017-18	Karpat	Liiga	59	17	29	46	26	18	5	5	10		
2018-19	Carolina	NHL	34	4	4	8	20	9	0	1	1		
	Charlotte	AHL	31	7	7	14	8	—	—	—	—		
<b>Hurricanes/NHL Totals (1 season)</b>			<b>34</b>	<b>4</b>	<b>4</b>	<b>8</b>	<b>20</b>	<b>9</b>	<b>0</b>	<b>1</b>	<b>1</b>		

• June 30, 2013— Selected by the Nashville Predators in the 2013 NHL Draft. Fifth round, 125th overall.  
• May 18, 2018— Signed by the Carolina Hurricanes as a free agent to a one-year contract.

## 2018-19 SEASON

Completed his first NHL/Hurricanes season... Posted eight points (4g, 4a) in 34 NHL games with Carolina and 14 points (7g, 7a) in 31 AHL games with Charlotte... Began the season with the Checkers... Made AHL debut at Rochester (10/5)... Posted first career AHL goal and assist at Utica (10/12)... Registered a four-game AHL point streak from 11/2-11/10 (3g, 3a)... Recalled from Charlotte (12/6)... Made NHL debut at ANA (12/7)... Reassigned to Charlotte (12/8)... Recalled from Charlotte (1/1)... Tallied first career NHL point (assist) vs. CBJ (1/4)... Scored first NHL goal at NYI (1/8)... Scored goals in back-to-back games

from 1/13-1/15 (3g)... Made his NHL playoff debut in Game 2 of the Eastern Conference First Round at WSH (4/13)... Earned his first NHL playoff point with an assist in Game 2 of the Eastern Conference Second Round at NYI (4/28)... Missed four playoff games due to a hand injury (5/1-5/12)... **Longest goal streak:** 2 games (1/13-1/15; 3g)... **Longest point streak:** 2 games (1/13-1/15; 3g)... **Multi-goal games:** 1 (1/15 at NYR; 2g)... **Multi-point games:** 1 (1/15 at NYR; 2g).

## CAREER

Entering his second NHL season with the Hurricanes... Signed a one-year contract with the Hurricanes on May 18, 2018... Was a teammate of Sebastian Aho at various levels of Karpat's system... Represented Finland at the 2014 IIHF World Junior Championship where he was teammates with Teuvo Teravainen... Also represented Finland at the 2018 IIHF World Championship where he played alongside Aho and Teravainen... **2012-13:** Skated in 45 games with Karpat's U20 team in the Jr. A SM-liiga, posting 58 points (23g, 35a)... Led the team in assists... Added a team-high seven points (5g, 2a) in five playoff games... **2013-14:** Made his Liiga debut, playing 25 games for league champions Karpat and registering seven points (3g, 4a)... Won a gold medal with Finland at the 2014 IIHF World Junior Championship, where he led all tournament skaters in goals (7) and finished tied for third in points (11)... Played 15 games on loan with Jokipojat (Mestis), where he posted 15 points (9g, 6a)... Appeared in five games with Karpat U20 with six points (3g, 3a)... Skated in 12 playoff games with Karpat U20, adding eight points (4g, 4a)... **2014-15:** Appeared in six games for Karpat U20 with eight

points (2g, 6a)... Played 17 games on loan with Hokki (Mestis), where he posted 13 points (5g, 8a) and added six points (2g, 4a) in 10 playoff games... Also appeared on loan for Pelicans (Liiga), registering one goal in eight games... Skated in 20 regular season games for Karpat, who repeated as both regular season and playoff champions, posting five points (4g, 1a)... Had one assist in seven playoff games for Karpat... **2015-16:** Skated in 46 games for Karpat, recording 16 points (6g, 10a)... Added four points (3g, 1a) in 13 playoff games... **2016-17:** Played 34 games with Karpat, totaling 21 points (11g, 10a)... Appeared in two playoff games... **2017-18:** Posted career highs in goals (17), assists (29), points (46) and games played (59) in his fifth season with Karpat... Finished fourth on the team in goals and points, and tied for second on the team in assists... Karpat won both the regular season and playoff titles for the third time in five seasons... Added 10 points (5g, 5a) in 18 playoff games... Made his IIHF World Championship debut for Finland, registering three points (2g, 1a) in eight games.



# MAX McCORMICK 28



**Left Wing · Shoots Left**  
**6'0" · 183 lbs**  
**5/1/92 · De Pere, Wis.**

**Acquired: 7/25/19, Signed as a free agent**  
**2018-19 Teams: Ottawa (NHL), Belleville/Colorado (AHL)**  
**Drafted: Ottawa 2011 (6-171)**

## HIGHLIGHTS

### NHL FIRSTS:

**Game:** 10/24/15; 4-1 L vs. ARI  
**Point:** 12/29/15; 7-3 L at BOS (assist)  
**Goal:** 1/7/16; 3-2 L vs. FLA (Luongo)

### NHL HIGHS:

**Goals:** 1-6x (last: 11/3/18; 8-2 L at BUF)  
**Assists:** 1-4x (last: 3/2/18; 5-4 W at VGK)  
**Points:** 1-10x (last: 11/3/18; 8-2 L at BUF)  
**Penalty Min:** 14 (10/30/17; 8-3 L vs. MTL)

### NHL STREAKS:

**Goal Streak:** None  
**Assist Streak:** None  
**Point Streak:** 2-2x (last: 2/8/18-2/13/18; 1g, 1a)

## CAREER STATS

YEAR	TEAM	LEAGUE	REGULAR SEASON					PLAYOFFS				
			GP	G	A	P	PIM	GP	G	A	P	PIM
2010-11	Sioux City	USHL	55	21	21	42	102	3	1	2	3	4
2011-12	Ohio State	CCHA	27	10	12	22	31	-	-	-	-	-
2012-13	Ohio State	CCHA	40	15	16	31	26	-	-	-	-	-
2013-14	Ohio State	Big Ten	37	11	24	35	40	-	-	-	-	-
2014-15	Binghamton	AHL	62	10	10	20	133	-	-	-	-	-
2015-16	Ottawa	NHL	20	2	2	4	37	-	-	-	-	-
	Binghamton	AHL	57	15	15	30	143	-	-	-	-	-
2016-17	Ottawa	NHL	7	0	0	0	0	-	-	-	-	-
	Binghamton	AHL	66	21	15	36	105	-	-	-	-	-
2017-18	Ottawa	NHL	30	3	2	5	37	-	-	-	-	-
	Belleville	AHL	49	8	19	27	80	-	-	-	-	-
2018-19	Ottawa	NHL	14	1	0	1	4	-	-	-	-	-
	Belleville	AHL	20	7	5	12	19	-	-	-	-	-
	Colorado	AHL	25	2	6	8	41	2	0	0	0	0
<b>NHL Totals (4 seasons)</b>			<b>71</b>	<b>4</b>	<b>6</b>	<b>10</b>	<b>78</b>	-	-	-	-	-

- June 25, 2011—Selected by the Ottawa Senators in the 2011 NHL Draft. Sixth round, 171st overall.
- Feb. 6, 2019—Acquired by the Colorado Avalanche from the Ottawa Senators in exchange for J.C. Beaudin.
- July 25, 2019—Signed by the Carolina Hurricanes as a free agent.

## 2018-19 SEASON


Completed his fifth professional season... Recorded one goal in 14 NHL games with Ottawa... Posted 20 points (9g, 11a) in 45 AHL games split between Belleville and Colorado... Began the season with Ottawa... Scored a goal and played a season-high

13:45 at BUF (11/3)... Assigned to Belleville (12/17)... Posted two points (1g, 1a) in first AHL game of the season at Rochester (12/19)... Tallied two points vs. Laval (12/27)... Traded to Colorado and assigned to AHL (2/5)... Posted two assists at San Jose (3/16).

## CAREER

Entering his sixth professional season and first with the Hurricanes... Signed a one-year, two-way contract with Carolina on 7/25/19... Selected by Ottawa in the sixth round, 171st overall, in the 2011 NHL Draft... **2010-11:** Recorded 42 points (21g, 21a) in 55 USHL games with Sioux City... Led the Musketeers in power-play goals (11), games-winning goals (5) and penalty minutes (102)... Posted nine multi-point games... Finished second on the team in goals and fourth in assists and points... Earned an assist in his USHL debut vs. Sioux Falls (10/2)... Tallied a six-game point streak from 1/1-1/14 (4g, 4a)... Added three points (1g, 2a) in three playoff games... **2011-12:** Registered 22 points (10g, 12a) in 27 NCAA games in his freshman season at Ohio State... Finished third on the team in goals, assists and points... Named to Academic All-Big Ten Team... Recorded an assist in first collegiate game vs. Quinnipiac (10/7)... Named CCHA Rookie of the Week after tallying three points (1g, 2a) at Notre Dame (10/15)... Registered first career collegiate hat trick at Lake Superior State (1/28)... Notched a five-game point streak, including four multi-point games, from 1/28-2/11 (6g, 4a)... **2012-13:** Appeared in all 40 NCAA games for Ohio State, tallying 31 points (15g, 16a)... Finished second on the team in goals and third in assists and points... Named to Academic All-Big Ten Team... Was Ohio State's nominee for CCHA Scholar-Athlete of the Year... Recorded a nine-game point streak from 2/15-3/17 (7g, 7a)... **2013-14:** Posted 35 points (11g, 24a) while appearing in all 37 NCAA games for Ohio State... Finished tied for the team lead in assists, second in points and third in goals... Posted a six-game point streak from 11/16-1/10 (2g, 6a)... Played 100th career collegiate game at Penn State (3/14)... Closed the season with a seven-game assist streak from 3/7-3/22 (9a)... **2014-15:** Recorded 20 points (10g, 10a) in 62 games in his first AHL season with Binghamton... Finished second on the team in penalty minutes (133)... Named Binghamton's Seventh Man

of the Year... Posted an assist in his AHL debut vs. Worcester (10/11)... Tallied three points (2g, 1a) at Norfolk (11/14)... Registered two assists at Worcester (1/9)... **2015-16:** Posted 30 points (15g, 15a) in 57 AHL games with Binghamton... Recorded four points (2g, 2a) in 20 NHL games with Ottawa... Began the season in the AHL... Recalled by Ottawa (10/23)... Made NHL debut vs. ARI (10/24)... Reassigned to Binghamton (10/31)... Scored two goals vs. Springfield (11/14)... Recalled by Ottawa (12/27)... Posted first career NHL point with an assist at BOS (12/29)... Logged a season-high 15:28 of ice time at CHI (1/3)... Recorded three fighting majors in a four-game span from 12/29-1/4... Scored first career NHL goal vs. FLA (1/7)... Reassigned to Binghamton (2/5)... Posted two assists at St. John's (3/9)... Tallied two assists vs. Syracuse (3/18)... **2016-17:** Scored 21 goals and added 15 assists in 66 AHL games with Binghamton... Tied for the league lead in shorthanded goals (4)... Tied for the team lead in goals... Also skated in 7 NHL games with Ottawa... Began the season in the AHL... Recalled by Ottawa (11/2)... Made NHL season debut vs. VAN (11/3)... Reassigned to Binghamton (11/5)... Posted a five-game point streak from 12/4-12/14 (3g, 4a)... Recorded three points (1g, 2a) vs. St. John's (12/14)... Tallied a six-game point streak from 1/7-1/21 (3g, 3a)... Scored a goal in three straight games from 2/14-2/18 (3g)... Scored two goals at Toronto (3/17)... Registered two assists at Toronto (3/18)... Posted three points (2g, 1a) vs. Rochester (3/25)... **2017-18:** Recorded 27 points (8g, 19a) in 49 AHL games with Belleville... Tallied five points (3g, 2a) in 30 NHL games with Ottawa... Began the season in the AHL... Recalled by Ottawa (10/23)... Made NHL season debut vs. PHI (10/26)... Reassigned to Belleville (10/31)... Posted three assists vs. Lehigh Valley (11/15)... Tallied two assists vs. Providence (12/30)... Recalled by Ottawa (2/16) and spent the remainder of the season in the NHL... Recorded a season-high 12:41 TOI at CAR (3/26).



# ROLAND McKEOWN 55



**Defenseman • Shoots Right**  
**6'1" • 192 lbs.**  
**1/20/96 • Listowel, Ont.**

**Acquired: 2/25/15, Trade with Los Angeles**  
**2018-19 Teams: Charlotte (AHL)**  
**Drafted: Los Angeles 2014 (2-50)**

## HIGHLIGHTS

### NHL FIRSTS:

**Game:** 11/4/17; 1-2 SO L at ARI  
**Point:** 11/7/17; 3-1 W vs. FLA (assist)  
**Goal:** None

### NHL HIGHS:

**Goals:** None  
**Assists:** 2 (11/7/17; 3-1 W vs. FLA)  
**Points:** 2 (11/7/17; 3-1 W vs. FLA)  
**Penalty Min:** 17 (4/2/18; 2-3 L at FLA)

### NHL STREAKS:

**Goal Streak:** None  
**Assist Streak:** None  
**Point Streak:** None

## CAREER STATS

YEAR	TEAM	LEAGUE	REGULAR SEASON					PLAYOFFS				
			GP	G	A	P	PIM	GP	G	A	P	PIM
2011-12	Toronto Marlboros	GTHL	28	10	25	35	30	—	—	—	—	—
2012-13	Kingston	OHL	61	7	22	29	33	4	0	0	0	4
2013-14	Kingston	OHL	62	11	32	43	61	7	1	3	4	8
2014-15	Kingston	OHL	65	7	25	32	57	4	0	1	1	9
	Charlotte	AHL	4	0	1	1	0	—	—	—	—	—
2015-16	Kingston	OHL	59	7	35	42	49	9	3	9	12	6
2016-17	Charlotte	AHL	71	1	10	11	16	5	0	3	3	5
<b>2017-18</b>	<b>Carolina</b>	<b>NHL</b>	<b>10</b>	<b>0</b>	<b>3</b>	<b>3</b>	<b>19</b>	—	—	—	—	—
	Charlotte	AHL	65	7	16	23	36	8	1	1	2	4
2018-19	Charlotte	AHL	70	4	21	25	56	10	0	3	3	0
<b>Hurricanes/NHL Totals (1 Season)</b>			<b>10</b>	<b>0</b>	<b>3</b>	<b>3</b>	<b>19</b>	—	—	—	—	—

- June 28, 2014—Selected by the Los Angeles Kings in the 2014 NHL Draft. Second round, 50th overall.
- Feb. 25, 2015—Acquired by the Carolina Hurricanes along with a first-round pick in the 2016 NHL Draft (Julien Gauthier) in exchange for Andrej Sekera.
- April 1, 2015—Signed a three-year, entry-level contract with the Carolina Hurricanes.

## 2018-19 SEASON

Completed his fourth professional season... Recorded 25 points (4g, 21a) in 70 AHL games with Charlotte... Set new career highs in assists and points... Scored a goal in season debut at Rochester (10/5)... Registered a three-game assist streak from 10/27-11/3 (4a)... Tallied two assists vs. Providence (11/2)... Posted two assists vs. Laval (11/24)... Recorded

two assists vs. Utica (12/16)... Notched two assists at Laval (12/29)... Played 200th career AHL game vs. Syracuse (3/19)... Scored the game-winning goal vs. Springfield (4/7)... Added three assists in 10 playoff games as the Checkers won the Calder Cup.

## CAREER

Entering his fourth professional season with the Hurricanes... Was acquired by the Hurricanes on 2/25/15 along with a first-round pick in the 2016 NHL Draft in exchange for Andrej Sekera... Signed a three-year, entry-level contract with Carolina on 4/1/15... Originally selected by the Los Angeles Kings in the second round, 50th overall, in the 2014 NHL Draft... Totaled 146 points (32g, 114a) in 247 career Ontario Hockey League (OHL) games with Kingston... Has represented Canada in several international competitions, including the 2016 World Junior Championship... Earned one assist in seven games as Canada won gold at the 2013 U18 World Junior Championship... Registered three assists in five games for Ontario at the 2013 World U17 Challenge... Served as captain for the bronze-medal-winning Canadian squad at the 2014 U18 World Junior Championship... Also won gold with Canada at the 2013 Ivan Hlinka Memorial Tournament... Is a product of the Toronto Marlboros minor hockey program... **2011-12:** Served as captain for the Marlboros minor midget team and led club defensemen with 35 points (10g, 25a) in 28 games in 2011-12... **2012-13:** Was selected by Kingston in the first round, second overall, in the 2012 OHL Priority Draft... Was named to the OHL's All-Rookie Team in 2012-13 after notching 29 points (7g, 22a) in 61 games with Kingston... **2013-14:** Ranked second among Frontenacs defensemen and 13th among OHL blueliners with 43 points (11g, 32a) in 62 games during his second OHL season... Played in the 2014 CHL Top Prospects Game... **2014-15:** Ranked second among Frontenacs defensemen in goals (7), assists (25) and points (32)... Joined the Hurricanes' AHL affiliate in Charlotte after the 2015 OHL playoffs and made his professional debut with the Checkers vs. Rockford (4/11/15)... Earned his first professional point with an assist vs. Rockford (4/12/15)... **2015-16:** Led Kingston defensemen in scoring with 42 points (7g, 35a) in 59 games during his final season of junior hockey in 2015-16... Ranked tied for eighth among OHL defensemen in assists (35) and tied for 13th in points (42)... Was nominated for OHL Defenseman of the Year and selected to the OHL's Third All-Star Team... Had nine multi-point efforts including eight

multi-assist games... Registered a season-high three assists at Erie (10/23)... Scored two goals and earned an assist vs. Kitchener (11/7)... Had five game point streaks from 10/23-11/1 (1g, 7a) and 11/29-12/9 (2g, 5a)... Led Kingston defensemen and ranked third overall on the team in scoring during the 2016 OHL playoffs with 12 points (3g, 9a) in nine games... Was tied for fifth among OHL defensemen in playoff scoring despite Kingston falling in the second round to Niagara... **2016-17:** Completed his rookie season with the Charlotte Checkers of the American Hockey League (AHL)... Earned 11 points (1g, 10a) in 71 games... Recorded his first point of the season with an assist and was +3 at Iowa (10/21)... Scored his first professional goal vs. Iowa (11/27)... Tallied the primary assist on Andrew Poturalski's game-tying goal in the third period vs. Milwaukee (3/1)... Ranked tied for fourth on the team and first among defensemen in playoff scoring with three points (0g, 3a) five games... Registered the lone assist on Connor Brickley's overtime winner in Game 3 of the Checkers' first-round playoff series vs. Chicago (4/23), giving him points in consecutive games for the first time in his career... Earned an assist in Game 5 vs. Chicago (4/26)... **2017-18:** Registered three assists in 10 games with the Hurricanes... Made his NHL debut at ARI (11/4)... Earned his first NHL points with two assists vs. FLA (11/7)... Was (+3) vs. OTT (3/26)... Tallied an assist at PHI (4/5)... Logged a career-high 16:56 of ice time vs. TB (4/7)... Registered 23 points (7g, 16a) in 65 games with Charlotte (AHL)... Set AHL career highs in goals, assists, points, penalty minutes (36) and plus/minus (+34)... Ranked third in the AHL in plus/minus... Ranked second among Charlotte defensemen in goals, third in points and fourth in assists... Scored his first goal of the season at Rochester (10/20)... Registered two points (1g, 1a) at Binghamton (12/27)... Recorded two assists at Hershey (2/4)... Earned two points (1g, 1a) vs. Binghamton (3/17)... Recorded two points (1g, 1a) in eight AHL playoff games... Scored his first career AHL playoff goal in Game 5 of Charlotte's second-round series against Lehigh Valley (5/12).



# MARTIN NECAS 88



**Right Wing • Shoots Right**  
**6'3" • 191 lbs.**  
**1/15/99 • Nové Mesto na Morave,**  
**Czech Republic**

**Acquired: 2017 NHL Draft**  
**2018-19 Teams: Carolina (NHL), Charlotte (AHL)**  
**Drafted: Carolina 2017 (1-12)**

## HIGHLIGHTS

### NHL FIRSTS:

**Game:** 10/17/17; 5-3 W at EDM  
**Point:** 10/7/18; 8-5 W vs. NYR (assist)  
**Goal:** 10/16/18; 4-2 L at TB (Domingue)

### NHL HIGHS:

**Goals:** 1 (10/16/18; 4-2 L at TB)  
**Assists:** 1 (10/7/18; 8-5 W vs. NYR)  
**Points:** 1-2x (last: 10/16/18; 4-2 L at TB)  
**Penalty Min:** 2 (10/16/18; 4-2 L at TB)

### NHL STREAKS:

**Goal Streak:** None  
**Assist Streak:** None  
**Point Streak:** None

## CAREER STATS

YEAR	TEAM	LEAGUE	REGULAR SEASON					PLAYOFFS				
			GP	G	A	P	PIM	GP	G	A	P	PIM
2013-14	HC Zdar	Czech U16	36	29	29	58	14	-	-	-	-	-
2014-15	HC Zdar	Czech U16	25	24	47	71	10	-	-	-	-	-
	HC Brno	Czech U16	9	8	12	20	4	4	4	5	9	2
2015-16	HC Brno	Czech U18	4	1	2	3	4	-	-	-	-	-
	HC Brno	Czech U18	18	9	21	30	14	10	4	11	15	6
2016-17	HC Brno	Czech	41	7	8	15	6	10	4	0	4	8
	SK Trebic	Czech2	-	-	-	-	-	1	0	0	0	0
2017-18	HC Brno Jr.	Czech Jr.	1	1	2	3	4	-	-	-	-	-
	Carolina	NHL	1	0	0	0	0	-	-	-	-	-
2018-19	HC Brno	Czech	24	9	8	17	6	14	4	5	9	6
	Carolina	NHL	7	1	1	2	2	-	-	-	-	-
Charlotte			64	16	36	52	36	18	5	8	13	6
<b>Hurricanes/NHL Totals (2 Seasons)</b>			<b>8</b>	<b>1</b>	<b>1</b>	<b>2</b>	<b>2</b>	<b>-</b>	<b>-</b>	<b>-</b>	<b>-</b>	<b>-</b>

- June 23, 2017—Selected by the Carolina Hurricanes in the 2017 NHL Draft. First round, 12th overall.
- July 14, 2017—Signed a three-year, entry-level contract with the Carolina Hurricanes.

## 2018-19 SEASON

Completed his second NHL/Hurricanes season... Posted two points (1g, 1a) in seven NHL games... Spent the majority of the season with Charlotte (AHL), registering 52 points (16g, 36a) in 64 games... Ranked third on the Checkers in points and assists... Began the season in Carolina... Recorded first career NHL point with an assist vs. NYR (10/7)... Scored first career NHL goal at TB (10/16)... Assigned to Charlotte (10/17)... Posted first career AHL points (1g, 1a) at Syracuse (10/27)... Tallied a four-game assist streak from 11/3-11/11 (5a)... Scored two goals vs. Belleville (11/21)... Registered four assists at Hartford (12/7)... Posted three assists at Springfield (12/8)... Named AHL Player of the Week (12/10)... Captained the Czech Republic team at the 2019 IIHF World Junior Championship, recording four points (1g, 3a) in five games... Registered back-to-back two-point games (1g, 1a each) at Belleville (1/5) and at Toronto (1/6)... Posted three assists vs. Binghamton (3/2)... Tallied three points


(1g, 2a) vs. Rochester (3/15)... Recorded a three-game goal streak from 3/19-3/23 (4g)... Recorded two points in each of his final five games to end the regular season (4/3-4/12: 2g, 8a)... Earned 13 points (5g, 8a) in 18 AHL playoff games as the Checkers won the Calder Cup... Ranked fourth among AHL rookies in playoff goals and tied for fourth in playoff points and assists... Recorded his first AHL playoff point with an assist in his playoff debut in Game 1 of the First Round at Providence (4/20)... Scored his first AHL playoff goals with two goals in Game 2 of the Second Round at Hershey (5/4)... Earned two assists in Game 4 at Hershey (5/8)... Scored a goal in Game 1 of the Calder Cup Final vs. Chicago (6/1)... Earned two points (1g, 1a) in Game 3 of the Calder Cup Final at Chicago (6/5)... Recorded two points (1g, 1a) in Game 4 of the Calder Cup Final at Chicago (6/6) to extend his point streak to five games (5/26-6/6: 3g, 4a).

## CAREER

Entering his third NHL season with the Hurricanes... Selected by the Hurricanes in the first round, 12th overall, in the 2017 NHL Draft... Was ranked fifth among European skaters in NHL Central Scouting's final rankings ahead of the 2017 Draft... Has represented the Czech Republic in a number of international tournaments... Recorded three points (1g, 2a) in five games at the 2017 IIHF World Junior Championship... Captained the Czech Republic to its first gold medal at the Ivan Hlinka Memorial Cup in 2016, scoring two goals and earning four assists in four tournament games... Registered three assists at the 2017 IIHF World U18 Championship... **2013-14:** Recorded 58 points (29g, 29a) in 36 games with HC Zdar in the Czech U16 League during the 2013-14 season... **2014-15:** Split the 2014-15 season between HC Zdar and HC Brno in the Czech U16 League and HC Brno in the Czech U18 League... Tallied three points (1g, 2a) in four games with HC Brno in the U18 League... Posted 71 points (24g, 47a) in 25 games with HC Zdar and 20 points (8g, 12a) in nine games with HC Brno in the U16 League... Led the Czech U16 League in assists (59) and points (91)... Recorded nine points (4g, 5a) in four U16 playoff games with HC Brno... **2015-16:** Registered 30 points (9g, 21a) in 18 games with HC Brno in the Czech U18 League during the 2015-16 season... Tallied 15 points (4g, 11a) in 10 playoff games to help HC Brno win the league championship... **2016-17:** Recorded 15 points (7g, 8a) in 41 games with HC Brno of the Czech Extraliga (Czech), the Czech Republic's top professional league... Ranked third on the team with three power-play goals... Also appeared in one game with HC Brno's junior

team, recording three points (1g, 2a)... Skated in one playoff game with SK Trebic of the Czech 1 Liga (Czech 2), the Czech Republic's second-tier hockey league... Scored four goals in 10 playoff games with HC Brno, helping the team win the franchise's first championship in the Czech Republic's top league... **2017-18:** Made his NHL debut at EDM (10/17)... Returned to HC Kometa Brno of the Czech Extraliga (10/22)... Registered 17 points (9g, 8a) in 24 games with HC Kometa Brno... Ranked tied for sixth on the team in goals and tied for eighth in points... Earned five multi-point games... Made his Czech Extraliga season debut at Aukro Berani Zlin (10/27)... Scored his first goal of the season vs. Piráti Chomutov (10/29)... Earned two points (1g, 1a) at HC Sparta Praha (11/3)... Recorded three points (1g, 2a) vs. HC Verva Litvínov (1/12)... Scored two goals vs. HC Sparta Praha (1/30)... Registered nine points (4g, 5a) in 14 playoff games... Helped lead HC Kometa Brno to the Czech Extraliga championship for the second straight season... Defeated HC Oceláři Trinec in five games in the championship series... Ranked tied for third on the team in goals and points during the postseason... Ranked tied for third in the league in game-winning goals (2) during the playoffs and tied for seventh in power-play goals (2)... Earned two points (1g, 1a) in Game 2 vs. HC Škoda Plzeň (4/1)... Tallied two points in Game 5 vs. HC Škoda Plzeň (4/7)... Registered two points (1g, 1a), including the championship-winning goal, in Game 5 vs. HC Oceláři Trinec (4/22)... Represented the Czech Republic at the IIHF World Championship following the season.





# ALEX NEDELJKOVIC 39



**Goaltender • Catches Left**  
**6'0" • 201 lbs.**  
**1/7/96 • Parma, Ohio**

**Acquired: 2014 NHL Draft**  
**2017-18 Team: Charlotte (AHL)**  
**Drafted: Carolina 2014 (2-37)**

## HIGHLIGHTS

### NHL FIRSTS:

**Game:** 1/17/17; 4-1 L at CBJ  
**Win:** None  
**Shutout:** None

### NHL HIGHS:

**Saves:** 17 (1/17/17; 4-1 L at CBJ)  
**Shots Faced:** 17 (1/17/17; 4-1 L at CBJ)  
**Win Streak:** None  
**Shutout Sequence:** 29:57 (1/17/17-1/17/17)

### NHL SHOOTOUTS AND PENALTY SHOTS:

**Shootout Stats:** 0-0 (0 goals on 0 attempts)  
**Career Penalty Shots:** 0 (0 goals on 0 attempts)

## CAREER STATS

YEAR	TEAM	LEAGUE	REGULAR SEASON						PLAYOFFS					
			GP	MIN	GA	SO	GAA	W-L-OT	GP	MIN	GA	SO	GAA	W-L
2012-13	Plymouth	OHL	26	1371	52	2	2.28	19-2-2	15	864	39	1	2.71	9-4
2013-14	Plymouth	OHL	61	3436	165	1	2.88	26-27-7	5	272	20	0	4.41	1-4
2014-15	Plymouth	OHL	55	3206	167	5	3.13	20-28-7	—	—	—	—	—	—
	Florida	ECHL	3	178	10	0	3.38	2-1-0	—	—	—	—	—	—
2015-16	Flint	OHL	19	1122	60	1	3.21	9-7-2	—	—	—	—	—	—
	Niagara	OHL	30	1766	80	1	2.72	15-13-2	17	1026	48	0	2.81	12-5
2016-17	Carolina	NHL	1	30	0	0	0.00	0-0-0	—	—	—	—	—	—
	Florida	ECHL	12	565	28	1	2.97	6-4-0	—	—	—	—	—	—
	Charlotte	AHL	25	1287	73	1	3.40	8-14-1	—	—	—	—	—	—
2017-18	Charlotte	AHL	49	2726	116	5	2.55	31-12-8	8	541	19	1	2.11	4-4
2018-19	Carolina	NHL	1	60	2	0	2.00	1-0-0	—	—	—	—	—	—
	Charlotte	AHL	51	2917	110	4	2.26	34-9-5	15	897	35	1	2.34	10-4
<b>Hurricanes/NHL Totals (2 Seasons)</b>			<b>2</b>	<b>90</b>	<b>2</b>	<b>0</b>	<b>1.33</b>	<b>1-0-0</b>	—	—	—	—	—	—

- June 28, 2014—Selected by the Carolina Hurricanes in the 2014 NHL Draft. Second round, 37th overall.
- March 17, 2015—Signed by the Carolina Hurricanes to a three-year, entry-level contract.

## 2018-19 SEASON

Completed his third professional season... Spent the majority of the season with Charlotte (AHL), posting a 34-9-5 record with four shutouts, a 2.26 goals-against average and a .916 save percentage... Won the Aldege "Baz" Bastien Memorial Award as the AHL's most outstanding goaltender... Led the AHL in wins and goals-against average, and ranked tied for third in shutouts and tied for ninth in save percentage... Set a Charlotte franchise record for wins in a season... Earned a win in each of his first five starts (10/5-10/19)... Stopped 34 of 35 shots faced in win at Syracuse (10/13)... Recalled by Carolina (12/7)... Reassigned to Charlotte (12/8)... Stopped 30 of 31 shots faced in win at Belleville (1/4)... Tallied a 34-save shutout at Toronto (1/6)... Posted a 20-save shutout vs. Bridgeport (1/15)... Recalled to Carolina (1/17)... Made 24 saves to earn the win in his first career NHL start at VAN (1/23), becoming the fifth goaltender in franchise history to win his first career start... Reassigned to Charlotte (1/23)... Named AHL Goaltender of the Month for January (6-0-0, 1.78 GAA, .937 save percentage, 2 SO)... Stopped 32 of 33 shots faced in win vs.

Cleveland (2/5)... Won five consecutive starts from 2/15-3/1... Recorded a 22-save shutout at Lehigh Valley (3/10)... Stopped 31 of 32 shots faced vs. Hartford (3/23)... Posted a 23-save shutout at Bridgeport (3/27)... Posted a 10-4 record with one shutout, a 2.34 goals-against average and a .916 save percentage in 15 AHL playoff games to lead the Checkers to the Calder Cup championship... Stopped all 20 shots he faced in Game 3 of the First Round vs. Providence (4/24) to earn his second career AHL playoff shutout... Stopped 16 of 18 shots in Game 4 at Hershey (5/8) to complete the Second-Round sweep of the Bears and mark his fifth-consecutive victory (4/24-5/8)... Made 43 saves in 81:52 of ice time as the Checkers defeated Toronto 4-3 in double overtime in Game 6 of the Eastern Conference Final (5/26)... Made 26 saves in Charlotte's Game 5 victory at Chicago (6/8) to clinch the Checker's first Calder Cup championship in franchise history... **Saves:** 24... **Shots Faced:** 26.

## CAREER

Entering his fourth professional season with Carolina... Selected by the Hurricanes in the second round, 37th overall, in the 2014 NHL Draft... Signed a two-year contract extension on 6/28/19 which goes through the 2020-21 season... Completed his junior hockey career with a record of 73-56-9 and a 2.97 goals-against average in 136 games with Plymouth, Flint and Niagara... Named one of the top three players for the United States at the 2014 U18 World Junior Championship, going 5-1 with a 1.84 goals-against average to lead Team USA to the gold medal... Won silver with the U.S. at the 2013 Ivan Hlinka Memorial Tournament, going 3-1 with a 2.99 goals-against average... Was a member of the U.S. team for the 2015 World Junior Championship, but did not play in a game... Served as starting goaltender for Team USA at the 2016 World Junior Championship, going 4-2 with a 1.66 goals-against average and .943 save percentage to lead the Americans to bronze... Played for Team Cherry at the 2014 CHL/NHL Top Prospects Game... **2010-11:** Played for the Cleveland Barons, posting a 1.97 goals-against average in 52 games and earning an invitation to the 2011 Warren Strelow National Team Goaltending Camp run by USA Hockey... **2011-12:** Split the season between the Cleveland Barons U18 midjet team and the Bell Tire U16 squad... Helped Bell Tire to a third-place finish at the 2012 USA Hockey Tier 1 U16 Nationals... Selected by the Plymouth Whalers in the sixth round, 123rd overall, of the 2012 OHL Priority Draft... **2012-13:** Began the season with the Metro Jets in the NA3HL, going 5-3 with a 2.49 goals-against average and .933 save percentage... Joined Plymouth and eventually took over the starter's role for the Whalers as a 16-year-old, going 19-2-2 with a 2.28 goals-against average and .923 save percentage... Earned OHL All-Rookie First Team honors and captured the F.W. "Dinty" Moore Trophy for best goals-against average among rookie goaltenders... Made his OHL debut at Belleville (11/17)... Made 26 saves to earn his first OHL victory at Erie (11/28)... Won 13 of his final 14 games of the regular season, including his first OHL shutout with 20 saves vs. Sarnia (2/23)... Played in all 15 of Plymouth's postseason contests, going 9-5 with a 2.71 goals-against average as Plymouth advanced to the 2013 Western Conference Final before falling to London... **2013-14:** Named the OHL Goaltender of the Year and to the OHL First All-Star Team after going 26-27-7 with a 2.88 goals-against average and .925 save percentage in 61 games for Plymouth... Was the first netminder in Whalers franchise history to claim Goaltender of the Year honors and just the third American-born goalie to win the award... Made 2,042 saves, facing the second-most shots in the OHL (2,207)... Made an OHL career-high 58 saves on 60 shots in Plymouth's win vs. Saginaw (1/20)... Stopped an average of 38 shots per game during Plymouth's first-round loss to Guelph, including a 52-save performance in the club's only win of the postseason... **2014-15:** Ranked first in the OHL in saves (1,827) and shots faced (1,994), tied for third in shutouts (5) and fifth in save percentage (.916), going 20-28-7 with a 3.13 goals-against average for Plymouth... Made his professional debut with Florida

(ECHL) after the conclusion of his junior season, going 2-1-0 with a 3.38 goals-against average in three games with the Everblades... **2015-16:** Split his final season of junior hockey between Flint and Niagara, going 24-20-4 with a 2.91 goals-against average... Had a 43-save shutout at Sudbury (11/28)... Was traded to Niagara on 12/7... Debuted for Niagara on 12/8, stopping 44 of 45 shots in a 2-1 victory at Peterborough... Made 18 saves in a shutout win vs. Guelph (2/27)... Went 12-5 with a 2.81 goals-against average during the playoffs, leading the IceDogs to the OHL Final before falling to eventual Memorial Cup champion London... **2016-17:** Completed his first professional season, making one appearance in the NHL... Split most of the season between Charlotte in the American Hockey League (AHL) and Florida in the ECHL... Was 8-14-1, with one shutout and a 3.40 goals-against average in 25 games with Charlotte... Played 12 regular season games with the Everblades in the ECHL, posting a 6-4-0 mark with one shutout and a 2.97 goals-against average... Earned his first NHL recall on Jan. 16 and made his NHL debut at CBJ (1/17), replacing Cam Ward and stopping all 17 of his shots faced... Also served as backup on the NHL level for two games in March (3/28, 3/30)... Made his AHL debut at Texas (10/14), and earned his first AHL win at Iowa (11/10)... Had an AHL career-high 42 saves in a 3-2 shootout win vs. Cleveland (1/13)... Made 32 saves at Rockford (2/18) for his first professional shutout... Made 39 saves and scored an empty-net goal for the Everblades at Atlanta (12/30)... Earned his first ECHL shutout vs. Orlando (4/8)... **2017-18:** Ranked tied for first among AHL goaltenders with a team record 31 wins that was nearly four times as many as his rookie season... Tied for third in the league with a career-high five shutouts... Also set career bests with a 2.55 goals-against average and .903 save percentage... Scored a goal for the second consecutive season after doing so in the ECHL in 2016-17... Started the season with seven consecutive wins from 10/6-11/10... Registered a five-game win streak from 11/21-12/9... Made 20 saves to record his first shutout of the season vs. Hershey (12/21)... Recorded consecutive shutouts vs. Springfield and Hartford on 2/10 and 2/13... Made 23 saves vs. SYR (2/17) to record his third shutout in four games and extend his winning streak to five games... Became the 13th goalie in AHL history and the first in Checkers history to score a goal during a 7-3 win vs. Hartford (3/10)... Posted a 13-3-1 record, 2.25 goals-against average, .915 save percentage and three shutouts over his final 17 appearances of the regular season (2/9-3/30)... Won the first three playoff games of his career to earn a first-round sweep vs. Wilkes-Barre/Scranton, stopping 78 of 84 total shots... Made 26 saves for his first career playoff shutout in Game 2 of the second round at Lehigh Valley (5/5)... Set a Checkers playoff record with 51 saves in a 2-1, Game 4 loss vs. Lehigh Valley (5/9) that went to five overtimes and ended as the longest game in AHL history.

A black and white photograph of Petr Mrazek, a professional hockey goaltender. He is wearing a full set of hockey gear, including a large metal cage mask, a jersey with a logo on the chest, and large white Vaughn goalie gloves. He is holding a hockey stick across his chest. The background is dark, making the player stand out.

**34** PETR  
MRAZEK

**IN THE SYSTEM**



## CALLUM BOOTH

**Goaltender • Catches Left**  
**6'3" • 189 lbs.**  
**5/21/97 • Montreal, Que.**

**Acquired: 2015 NHL Draft**  
**2018-19 Teams: Charlotte (AHL), Florida/Reading (ECHL)**  
**Drafted: Carolina 2015 (4-93)**

### CAREER

Selected by the Hurricanes in the fourth round, 93rd overall, in the 2015 NHL Draft. . . Signed a three-year, entry-level contract with Carolina on 3/16/17. . . Posted a 81-45-11 record with a 2.88 goals-against average and a .906 save percentage in 152 QMJHL games over four seasons with Quebec and Saint John. . . Was teammates with fellow Hurricanes prospects Julien Gauthier and Spencer Smallman in Saint John. . . Ranked second among North American netminders by NHL Central Scouting heading into the 2015 draft. . . Represented Canada at the 2014 Ivan Hlinka Memorial Tournament, going 1-0-0 with a 1.00 goals-against average and .923 save percentage for the gold-medal winning squad. . . Also represented Quebec at the 2014 World U-17 Hockey Challenge. . . **2012-13:** Played one season of high school hockey for Salisbury School (CT), registering a 2.08 goals-against average in 20 games and helping Salisbury capture the Elite 8 championship. . . **2013-14:** Named a QMJHL Rookie All-Star after going 11-5-3 with a 2.68 goals-against average and .914 save percentage during his first season with the Quebec Remparts. . . **2014-15:** Ranked sixth in the QMJHL in goals-against average (3.05) and save percentage (.900) during his second season with Quebec. . . Registered five assists during the 2014-15 season, tying a QMJHL record (Martin Biron, 1994-95; Francois Brassard, 2013-14). . . Played for Team Cherry in the 2015 CHL-NHL Top Prospects Game. . . Set a single-game QMJHL goaltender record with two assists in a 5-1 win vs. Gatineau (12/3/14). . . Made one appearance for the host Remparts in the 2015 Memorial Cup, stopping all 17 shots he faced in 27 minutes of action in relief of Zachary Fucale. . . **2015-16:** Was 16-15-5 with a 3.15 goals-against average and .902 save percentage during his third QMJHL season with Quebec. . . Was named QMJHL first star of the week on 12/21/15 after stopping 58 of 59 shots in a pair of victories for Quebec, including a shutout at Blainville-Boisbriand (12/18). . . **2016-17:** Split the season between Quebec and Saint John (QMJHL), going 31-12-1 with a 2.59 goals-against average. . . Helped Saint John capture the President's Cup as QMJHL champions. . . Ranked first in the league during the regular-season in save percentage (.911), tied for first in wins (31), tied for second in shutouts (4) and fourth in goals-against average. . . Stopped 34 shots for a shutout in his first game of the season at Victoriaville (9/30). . . Made a regular-season, career-high 50 saves on 53 shots at Charlottetown (11/26). . . Was the QMJHL's Goaltender of the Month for November, after going 5-1-1 with a 2.77 goals-against average and .926 save percentage for Quebec. . . Was QMJHL First Star of the Week on 12/5 after stopping 61 of 63 shots in a pair of wins. . . Traded to Saint John on 12/18. . . Won nine of 10 games from 1/8-2/8, including a season-long seven-game win streak from 1/17-2/8. . . Named Goaltender of the Week for the entire Canadian

Hockey League (CHL) and QMJHL First Star of the Week on 3/14 after posting a 2-0-0 record with a 1.00 goals-against average and .962 save percentage in two games for the Sea Dogs. . . Won his last six games of the regular season, including a shutout in his final game at Moncton (3/15). . . Led the league in postseason wins (16), goals-against average (1.67) and shutouts (4) during the Sea Dogs' run to the QMJHL championship. . . Won nine consecutive games to open the playoffs, including sweeps of Rimouski and Val-d'Or. . . Registered two consecutive shutouts (5/6, 5/9) during Saint John's sweep of Blainville-Boisbriand in the President's Cup final. . . Played all four games for Saint John at the 2017 Memorial Cup, earning a shutout against Seattle before falling in the semifinal to Erie. . . **2017-18:** Split his first professional season between the ECHL's Florida Everblades and the AHL's Charlotte Checkers. . . Among ECHL rookies, ranked second with a 2.41 goals-against average, tied for seventh with a .911 save percentage and tied for fourth with 19 wins. . . Stopped 26 of 27 shots to win his pro debut vs. Atlanta (10/14). . . Made 21 saves to record his first shutout vs. Cincinnati (11/11). . . Recalled to Charlotte for the first time on Feb. 5. . . Stopped both shots he faced in 11:07 of relief duty in his AHL debut at Lehigh Valley (2/7). . . Stopped 25 of 28 shots in his first AHL start vs. Syracuse (2/18). . . Stopped 30 of 31 shots to pick up his first AHL win vs. Lehigh Valley (4/4). . . Stopped 23 of 24 shots in a 3-1 win vs. Hershey (4/8). . . Won each of his last seven regular-season starts from 3/2 - 4/8 (five ECHL, two AHL), posting a combined 1.70 goals-against average and .937 save percentage during that time. . . Appeared in two ECHL playoff games with Florida. . . Stopped 22 of 24 shots to win his playoff debut at Atlanta (4/19). . . **2018-19:** Split his second professional season between Charlotte (AHL), Florida (ECHL) and Reading (ECHL). . . Posted a 4-2-1 record, 2.99 goals-against average and .884 save percentage in 10 AHL games with the Checkers. . . Registered a 12-7-1 record, 2.62 goals-against average, .906 save percentage and one shutout in 20 ECHL games with Florida and Reading. . . Began the season in the AHL. . . Made 24 saves to earn the win in AHL season debut at Binghamton (10/26). . . Reassigned to Reading (12/1). . . Recorded a win in first four ECHL starts of the season (12/1-12/21). . . Stopped 31 of 32 shots faced to earn the win in ECHL season debut at Adirondack (12/1). . . Posted a 17-save shutout at Norfolk (2/6). . . Recalled to Charlotte (2/8). . . Reassigned to Florida (3/7). . . Registered a 7-5 record, 2.17 goals-against average, .925 save percentage and one shutout in 12 ECHL playoff games with Florida. . . Started the Everblades' last 12 playoff games. . . Won six of first seven playoff appearances (4/20-5/3). . . Earned a 33-save shutout at Orlando (5/2). . . Stopped 48 of 49 shots faced in win at Orlando (5/3).

### CAREER STATS

YEAR	TEAM	LEAGUE	REGULAR SEASON						PLAYOFFS						
			GP	MIN	GA	SO	GAA	W-L-OT	GP	MIN	GA	SO	GAA	W-L	
2012-13	Salisbury	High-CT	-	1200	41	-	2.08	-	-	-	-	-	-	-	-
2013-14	Quebec	QMJHL	25	1120	50	1	2.68	11-5-3	1	59	5	0	5.08	0-1	
2014-15	Quebec	QMJHL	41	2280	116	2	3.05	23-13-2	4	169	7	1	2.49	1-1	
2015-16	Quebec	QMJHL	39	2192	115	3	3.15	16-15-5	-	-	-	-	-	-	
2016-17	Quebec	QMJHL	21	1212	58	1	2.87	13-6-1	-	-	-	-	-	-	
	Saint John	QMJHL	26	1456	57	3	2.35	18-6-0	18	1115	31	4	1.67	16-2	
2017-18	Charlotte	AHL	4	188	5	0	1.60	2-1-0	-	-	-	-	-	-	
	Florida	ECHL	28	1689	68	1	2.41	19-6-2	2	119	6	0	3.03	1-1	
2018-19	Charlotte	AHL	10	461	23	0	2.99	4-2-1	-	-	-	-	-	-	
	Florida	ECHL	4	215	11	0	3.07	3-1-0	12	745	27	1	2.17	7-5	
	Reading	ECHL	16	932	39	1	2.51	9-6-0	-	-	-	-	-	-	
<b>AHL Totals (2 seasons)</b>			<b>14</b>	<b>649</b>	<b>28</b>	<b>0</b>	<b>2.59</b>	<b>6-3-1</b>	<b>-</b>	<b>-</b>	<b>-</b>	<b>-</b>	<b>-</b>	<b>-</b>	

- June 27, 2015—Selected by the Carolina Hurricanes in the 2015 NHL Draft. Fourth round, 93rd overall.
- March 16, 2017—Signed a three-year, entry-level contract with the Carolina Hurricanes.



# DAVID COTTON

**Center • Shoots Left**  
**6'2" • 200 lbs.**  
**7/9/97 • Parker, Texas**

**Acquired: 2015 NHL Draft**  
**2018-19 Team: Boston College (Hockey East)**  
**Drafted: Carolina 2015 (6-169)**

## CAREER

Selected by the Hurricanes in the sixth round, 196th overall, in the 2015 NHL Draft... Was ranked 62nd among North American skaters by NHL Central Scouting heading into the 2015 Draft... Born and raised in Parker, Texas, just outside of Dallas... Attended the 2012 USA Hockey Select 15 Festival, the 2013 USA Hockey Select 16 Festival and the 2014 USA Hockey Select 17 Festival... **2012-13:** Played for the Colorado Thunderbirds Tier I U16 team... **2013-14:** Moved to Massachusetts to play for Cushing Academy, and led the Penguins in scoring as a sophomore, totaling 51 points (19g, 32a) in 32 games... Also played 12 games for the Boston Junior Bruins, earning 11 points (8g, 3a)... **2014-15:** Was the leading scorer in prep hockey during his junior season at Cushing Academy, netting 27 goals and adding 42 assists (69 points) in 33 games... Also played 13 games for the Boston Junior Bruins (MSHL), totaling 25 points (15g, 10a)... **2015-16:** Spent the season in the USHL with Waterloo, totaling 30 points (15g, 15a) in 48 games... Ranked tied for third among Waterloo Black Hawks skaters in goals and was seventh in scoring... **2016-17:** Completed his freshman season at Boston College and was one of six Eagles skaters to appear in all 40 of the team's games... Led the team in game-winning goals (4)... Led Boston College freshmen in scoring with 24 points (10g, 14a)... Had 14 points (6g, 8a) in 22 Hockey East conference games... Finished the season with a +10 plus/minus rating... Scored his first collegiate goal with the game-winner against eventual national champion Denver at the Ice Breaker Tournament (10/8)... Had his

first three-point effort with a goal and two assists at Wisconsin (10/16)... Scored the game-winning goal on the power play against Providence at Fenway Park (1/7)... Had a career-high three assists vs. Notre Dame (1/28)... **2017-18:** One of seven skaters to play in all 37 games... Ranked tied for first on the team in assists (19) and second in points (28)... Led all sophomores in scoring... Ranked tied for first on the team in power-play goals (4), second in multi-point games (6) and fifth in plus/minus (+8)... Recorded a seven-game point streak from 12/2 - 1/14 (4g, 5a)... Earned four points (1g, 3a) at Harvard (11/24)... **2018-19:** Played all 39 NCAA games for Boston College in his junior season, registering 36 points (23g, 13a)... Led the Eagles in goals, points, power-play goals (8), game-winning goals (4) and shots on goal (136)... Finished tied for second among all Division I skaters in goals... Named a Hockey East First Team All-Star and AHCA Second Team All-American... Named team co-MVP... Tallied first career collegiate hat trick and added an assist at Wisconsin (10/13)... Registered a six-game point streak from 11/3-11/30 (7g, 4a)... Posted four points (2g, 2a) vs. Merrimack (11/3)... Scored two goals vs. Vermont (11/9)... Named Hockey East Player of the Month for November... Tallied two points (1g, 1a) in 100th career collegiate game at UMass Lowell (1/26)... Scored game-winning goal in Hockey East Semifinal vs. UMass (3/22)... Posted two points (1g, 1a) in Hockey East Championship vs. Northeastern (3/23).

## CAREER STATS

YEAR	TEAM	LEAGUE	REGULAR SEASON					PLAYOFFS				
			GP	G	A	P	PIM	GP	G	A	P	PIM
2013-14	Cushing Academy	High-MA	32	19	32	51	-	-	-	-	-	-
2014-15	Cushing Academy	High-MA	33	27	42	69	-	-	-	-	-	-
2015-16	Waterloo	USHL	48	15	15	30	34	9	0	2	2	8
2016-17	Boston College	Hockey East	40	10	14	24	15	-	-	-	-	-
2017-18	Boston College	Hockey East	37	9	19	28	22	-	-	-	-	-
2018-19	Boston College	Hockey East	39	23	13	36	20	-	-	-	-	-
<b>NCAA Totals (3 seasons)</b>			<b>116</b>	<b>42</b>	<b>46</b>	<b>88</b>	<b>57</b>	-	-	-	-	-

• June 27, 2015—Selected by the Carolina Hurricanes in the 2015 NHL Draft. Sixth round, 169th overall.



# JACK DRURY

**Center • Shoots Left**  
**5'11" • 174 lbs.**  
**2/3/00 • New York, N.Y.**

**Acquired: 2018 NHL Draft**  
**2018-19 Team: Harvard (ECAC)**  
**Drafted: Carolina 2018 (2-42)**

## CAREER

Selected by Carolina in the second round, 42nd overall, in the 2018 NHL Draft... Jack's father, Ted, and his uncle, Chris, both played in the NHL... Ted appeared in 414 games from 1993-01 with the Flames, Whalers, Senators, Mighty Ducks, Islanders and Blue Jackets, posting 93 points (41g, 52a)... Chris, a U.S. Hockey Hall of Famer who is currently the Assistant GM of the New York Rangers, skated in 892 games from 1998-11 with the Avalanche, Sabres and Rangers, recording 615 points (260g, 355a) and winning the Stanley Cup with Colorado in 2001... Jack's mother, Elizabeth, played lacrosse at Harvard, where she was a three-time All-American and won a national championship in 1990... **2016-17:** Skated in 44 USHL games for Waterloo, posting 12 points (4g, 8a)... Scored his first USHL goal at Sioux Falls (10/15)... Posted two assists vs. Madison (12/31)... Registered back-to-back multi-point games with two goals at Des Moines (3/26) and a goal and an assist at Cedar Rapids (4/1)... Appeared in eight playoff games... **2017-18:** Led Waterloo and finished fourth in the USHL in scoring with 65 points (24g, 41a) in 56 games... Tied for the league lead in power-play goals (12) and led the league in power-play points (34) and shorthanded goals (5)... Named to All-USHL Second Team and USHL All-Academic Team... Became

the only player in the USHL's Tier 1 history to lead the league in both power-play goals and shorthanded goals in the same season... Set a USHL Tier 1 record with a 23-game point streak from 11/22-2/16 (14g, 18a)... Scored his first goal of the season with the game-winner at Dubuque (10/13)... Tallied an assist in three straight games from 11/3-11/10 (3a)... Posted four straight multi-point games (1g, 1a each) from 3/16-3/24... Closed out the regular season with a six-game point streak from 3/31-4/14 (3g, 7a)... Played his 100th USHL game vs. Des Moines (4/14)... Skated in eight playoff games with five points (3g, 2a)... **2018-19:** Played 32 NCAA games for Harvard in his freshman season, posting 24 points (9g, 15a)... Named to the ECAC All-Rookie Team... Led Crimson forwards in power-play goals (6)... Led all Division I freshmen in faceoff wins (371) and finished 19th among all Division I skaters in faceoff win percentage (58.2%)... Represented the United States at the 2019 IIHF World Junior Championship, skating in seven games and winning silver... Posted three assists in collegiate debut at Dartmouth (10/27)... Tallied two points (1g, 1a) vs. Princeton (11/3)... Recorded two points (1g, 1a) vs. Arizona State (11/16)... Registered two points (1g, 1a) vs. Colgate (11/30)... Posted a five-game point streak from 2/8-2/22 (1g, 4a).

## CAREER STATS

YEAR	TEAM	LEAGUE	REGULAR SEASON					PLAYOFFS				
			GP	G	A	P	PIM	GP	G	A	P	PIM
2016-17	Waterloo	USHL	44	4	8	12	59	8	0	0	0	6
2017-18	Waterloo	USHL	56	24	41	65	83	8	3	2	5	4
2018-19	Harvard	ECAC	32	9	15	24	14	-	-	-	-	-
<b>NCAA Totals (1 season)</b>			<b>32</b>	<b>9</b>	<b>15</b>	<b>24</b>	<b>14</b>	-	-	-	-	-

• June 23, 2018—Selected by the Carolina Hurricanes in the 2018 NHL Draft. Second round, 42nd overall.



# IN THE SYSTEM



## DOMENICK FENSORE

**Defenseman • Shoots Left**  
**5'7" • 151 lbs.**  
**9/7/01 • Bronxville, N.Y.**

**Acquired: 2019 NHL Draft**  
**2018-19 Team: U.S. NTDP (USDP)**  
**Drafted: Carolina 2019 (3-90)**

### CAREER

Selected by the Hurricanes in the third round, 90th overall, in the 2019 NHL Draft... Committed to play college hockey at Boston University... Played two seasons for the U.S. National Team Development Program, registering 73 points (8g, 65a), including 42 points (7g, 35a) in 60 USHL games... Represented the United States at the 2019 IIHF Under-18 World Championship, posting four assists in seven games and winning bronze... **2017-18:** Skated in 61 games with the U.S. National Team Development Program

U17s, recording 31 points (2g, 29a)... Also played one game with the U18 team... Posted 16 points (1g, 15a) in 35 USHL games... **2018-19:** Registered 42 points (6g, 36a) in 55 games with the U.S. National Team Development Program U18s... Tallied 26 points (6g, 20a) in 25 USHL games... Posted an 11-game USHL point streak from 1/26-3/16 (4g, 12a)... Recorded three assists at Central Illinois (2/27)... Registered three assists vs. Green Bay (3/16)... Tallied three assists at Youngstown (3/27).

### CAREER STATS

YEAR	TEAM	LEAGUE	REGULAR SEASON					PLAYOFFS				
			GP	G	A	P	PIM	GP	G	A	P	PIM
2017-18	U.S. NTDP U17	USDP	61	2	29	31	30	—	—	—	—	—
	U.S. NTDP U18	USDP	1	0	0	0	0	—	—	—	—	—
2018-19	U.S. NTDP U18	USDP	55	6	36	42	26	—	—	—	—	—
<b>USDP Totals (2 seasons)</b>			<b>117</b>	<b>8</b>	<b>65</b>	<b>73</b>	<b>56</b>	—	—	—	—	—

• June 22, 2019—Selected by the Carolina Hurricanes in the 2019 NHL Draft. Third round, 90th overall.



## MATT FILIPE

**Center • Shoots Left**  
**6'2" • 198 lbs.**  
**12/31/97 • Lynnfield, Mass.**

**Acquired: 2016 NHL Draft**  
**2018-19 Team: Northeastern (Hockey East)**  
**Drafted: Carolina 2016 (3-67)**

### CAREER

Selected by the Hurricanes in the third round, 67th overall, in the 2016 NHL Draft... Ranked No. 51 by NHL Central Scouting among North American skaters ahead of the 2016 NHL Draft... His father, Paul, was a four-year letterwinner at Northeastern from 1978 to 1982, finishing with 73 points (18g, 55a) in 115 career games... Played three seasons of high school hockey at Malden Catholic, totaling 25 goals and 25 assists (50 points) in 58 career games, leading the Lancers to back-to-back Super 8 titles in 2013 and 2014... **2014-15:** Attended the US Select 17 Festival, scoring four goals and adding an assist in five games for Team Orange... Represented the United States at the 2015 Ivan Hlinka Memorial Tournament, earning one assist in five games as the Americans captured the bronze medal... **2015-16:** Finished fifth among Cedar Rapids (USHL) skaters with 36 points (19g, 17a) in 56 games... Named to the 2015-16 USHL All-Rookie Second Team... Played in the 2015 CCM/USA Hockey All-American Prospects Game (9/25) as well as the 2016 USHL/NHL Top Prospects Game (1/12)... **2016-17:** Played in all 38 of Northeastern's games during his freshman season, finishing with 21 points (9g, 12a)... Made his collegiate debut at Quinnipiac (10/7)... Scored his first collegiate goal vs. Bentley (10/15)... Had his first multi-point game

with a goal and an assist at Merrimack (1/21)... Earned his first multi-goal game with a pair of goals vs. UMass-Lowell (2/3)... Netted two goals in the Beanpot consolation game vs. Boston College (2/13)... **2017-18:** Played in 31 games, finishing with 13 points (5g, 8a)... Ranked tied for sixth on the team in plus/minus (+9) and tied for seventh in goals... Tied his career-high with two goals against Sacred Heart (10/6)... Recorded a career-high three points (1g, 2a) against Sacred Heart (10/7)... **2018-19:** Posted 19 points (8g, 11a) in 37 NCAA games in his junior season at Northeastern... Registered 14 points (6g, 8a) in 24 Hockey East games... Helped the Huskies win a Hockey East Championship, their second-straight Beanpot title and set a program record for wins (27)... Tallied two points (1g, 1a) including the game-winning goal at Maine (1/11)... Recorded a four-game point streak from 2/11-2/22 (3g, 4a)... Posted three points (1g, 2a) vs. Vermont (2/15)... Tallied two points (1g, 1a) at New Hampshire (2/22)... Played 100th career collegiate game vs. Boston College (3/2)... Registered two points (1g, 1a) in Hockey East Championship vs. Boston College (3/23).

### CAREER STATS

YEAR	TEAM	LEAGUE	REGULAR SEASON					PLAYOFFS				
			GP	G	A	P	PIM	GP	G	A	P	PIM
2012-13	Malden Catholic	HIGH-MA	22	4	10	14	—	—	—	—	—	
2013-14	Malden Catholic	HIGH-MA	15	7	5	12	—	—	—	—	—	
2014-15	Malden Catholic	HIGH-MA	21	14	10	24	—	—	—	—	—	
	Boch Blazers	MSHL	12	11	8	19	23	—	—	—	—	
2015-16	Cedar Rapids	USHL	56	19	17	36	99	5	1	2	3	15
2016-17	Northeastern	Hockey East	38	9	12	21	36	—	—	—	—	—
2017-18	Northeastern	Hockey East	31	5	8	13	31	—	—	—	—	—
2018-19	Northeastern	Hockey East	37	8	11	19	18	—	—	—	—	—
<b>NCAA Totals (3 seasons)</b>			<b>106</b>	<b>22</b>	<b>31</b>	<b>53</b>	<b>85</b>	—	—	—	—	—

• June 29, 2016—Selected by the Carolina Hurricanes in the 2016 NHL Draft. Third round, 67th overall.



# JULIEN GAUTHIER

**Right Wing • Shoots Right**

**6'4" • 226 lbs.**

**10/15/97 • Pointe-aux-Trembles, Que.**

**Acquired: 2016 NHL Draft**

**2018-19 Team: Charlotte (AHL)**

**Drafted: Carolina 2016 (1-21)**

## CAREER

Selected by the Hurricanes in the first round, 21st overall, in the 2016 NHL Draft... Signed a three-year, entry-level contract with Carolina on 7/9/16... Registered 211 points (105g, 106a) in 227 career Quebec Major Junior Hockey League (QMJHL) games with Val-d'Or and Saint John... Skated in six games for Quebec at the 2014 World Under-17 Challenge... Was the youngest member of Canada's team at the 2016 World Junior Championship, earning two assists in five games... Represented the QMJHL in the 2016 CIBC Canada Russia Series and earned three points (2g, 1a) in two games... His uncle, Denis Gauthier, was selected 20th overall by Calgary in the 1995 NHL Draft and played 554 career games for the Flames, Coyotes, Flyers and Kings from 1997-09... **2012-13:** Totaled 32 points (12g, 20a) for Laval-Montreal in the Quebec Amateur Athletic Association... Led all skaters with 12 points (5g, 7a) in six games at the 2013 Canadian National Midget AAA championship, helping Laval-Montreal Rousseau Royal capture a bronze medal... **2013-14:** Debuted as a 16-year-old rookie in the QMJHL, totaling 30 points (9g, 21a) during the regular season... Played his first QMJHL game at Gatineau (9/13)... Scored his first two QMJHL goals and added an assist at Quebec (9/28)... Earned seven assists in the 2014 QMJHL playoffs, as Val-d'Or captured the President's Cup as league champions... Appeared in all four games for Val-d'Or at the Canadian Hockey League's 2014 Memorial Cup... **2014-15:** Was tied for second among Val-d'Or skaters in goals (38) and was fifth on the team in points (73)... Registered his first QMJHL hat trick and added an assist at Rimouski (11/5)... Earned his second hat trick just 10 days later, adding a pair of assists for a career-high five points vs. Shawinigan (11/15)... Posted an eight-game point streak from 12/13-1/4 (7g, 4a)... Recorded 10 points (5g, 5a) in 17 QMJHL playoff games as Val-d'Or advanced to the semifinal before falling to Rimouski... **2015-16:** Completed his third QMJHL season, netting 41 games to lead Val-d'Or and rank tied for sixth in the league... Played in the CHL Top Prospects Game for Team Cherry... Registered 14 multi-point games including 10 multi-goal contests... Earned points in 13 consecutive games (11/1-1/15: 17g, 7a), missing time during that span to participate in the 2016 World Junior Championship... Registered hat tricks vs. Sherbrooke (9/18) and at Moncton (12/6)... Earned a career-high three assists vs. Drummondville (11/27) and vs. Moncton (2/26)... Totaled five points (2g, 3a) in five QMJHL playoff games as Val-d'Or fell to Blainville-Boisbriand in the opening round... **2016-17:** Split the season between Val-d'Or and Saint John of the Quebec Major Junior Hockey League (QMJHL)... Recorded 51

points (17g, 34a) in 43 QMJHL games... Made his Saint John debut and tallied two points (1g, 1a) at Cape Breton (1/13)... Registered an eight-game point streak from Oct. 30 to Nov. 22 (4g, 11a), including a career-long four-game assist streak (11/2-11/10: 1g, 6a)... Earned 17 points (11g, 6a) in 16 playoff games with the Sea Dogs as Saint John captured the 2017 President Cup as QMJHL champions... Ranked tied for second on the team and tied for third in the league in playoff goals... Posted a six-game point streak (4/8-4/25: 5g, 3a) and a five-game goal streak (4/8-4/22: 5g, 2a) during the playoffs... Earned six points (4g, 2a) in two games during the QMJHL President Cup Final series as Saint John swept Blainville-Boisbriand in four games... Led the Sea Dogs with six points (2g, 4a) in four games at the 2017 Mastercard Memorial Cup and earned a point in each game... Earned three points (1g, 2a) in the semifinal against Erie (5/26) as the Sea Dogs fell to the Otters (OHL) 6-3... **2017-18:** Spent his first professional season with the Charlotte Checkers (AHL)... Ranked sixth on the Checkers and third among team rookies with 16 goals... Made his professional debut at Hartford (10/6)... Recorded his first professional goal/point vs. Utica (10/29)... Earned his first professional assist at Utica (11/10)... Recorded a career-high three points, including his first-ever multi-goal game (2g, 1a), at Binghamton (12/9)... Ended the regular season on a career-long, five-game point streak (3g, 5a)... Tallied two points (1g, 1a) in eight AHL playoff games... Earned his first AHL playoff point with an assist in his AHL playoff debut vs. Wilkes-Barre/Scranton (4/20)... Scored his first AHL playoff goal at Lehigh Valley (5/5)... **2018-19:** Completed his second professional season with Charlotte (AHL)... Registered 41 points (27g, 14a) in 75 games... Finished first on the Checkers in power-play goals (9), second in goals and seventh in points... Set new AHL career highs in games played, goals, assists, points, power-play goals and game-winning goals (3)... Posted an assist in season opener at Rochester (10/5)... Tallied two assists at Lehigh Valley (11/14)... Recorded a three-game assist streak from 12/7-12/13 (3a)... Played 100th career AHL game at Toronto (12/31)... Scored goals in three consecutive games from 1/4-1/6 (4g)... Scored two goals at Belleville (1/5)... Posted three points (1g, 2a) vs. Wilkes-Barre/Scranton (1/12)... Scored two goals vs. Lehigh Valley (2/23)... Scored a goal in seven of final eight regular season games from 3/29-4/12 (7g, 1a)... Added eight points (5g, 3a) in 17 AHL playoff games as Charlotte captured their first Calder Cup Championship... Recorded four points (3g, 1a) in the Checkers' four-game Second Round sweep vs. Hershey.

## CAREER STATS

YEAR	TEAM	LEAGUE	REGULAR SEASON					PLAYOFFS				
			GP	G	A	P	PIM	GP	G	A	P	PIM
2012-13	Laval-Montreal	QAAA	42	12	20	32	30	17	3	8	11	6
2013-14	Val-d'Or	QMJHL	62	9	21	30	19	24	0	7	7	2
2014-15	Val-d'Or	QMJHL	68	38	35	73	46	17	5	4	10	6
2015-16	Val-d'Or	QMJHL	54	41	16	57	24	6	2	3	5	8
2016-17	Val-d'Or	QMJHL	23	7	20	27	22	-	-	-	-	-
	Saint John	QMJHL	20	10	14	24	18	16	11	6	17	13
2017-18	Charlotte	AHL	65	16	9	25	24	8	1	1	2	2
2018-19	Charlotte	AHL	75	27	14	41	57	17	5	3	8	10
<b>AHL Totals (2 seasons)</b>			<b>140</b>	<b>43</b>	<b>23</b>	<b>66</b>	<b>81</b>	<b>25</b>	<b>6</b>	<b>4</b>	<b>10</b>	<b>12</b>

- June 24, 2016—Selected by the Carolina Hurricanes in the 2016 NHL Draft. First round, 21st overall.
- July 9, 2016—Signed a three-year, entry-level contract with the Carolina Hurricanes.



## MORGAN GEEKIE

**Center • Shoots Right**  
**6'2" • 192 lbs.**  
**7/20/98 • Strathclair, Man.**

**Acquired: 2017 NHL Draft**  
**2018-19 Team: Charlotte (AHL)**  
**Drafted: Carolina 2017 (3-67)**

### CAREER

Selected by the Hurricanes in the third round, 67th overall, in the 2017 NHL Draft... Signed a three-year, entry-level contract with Carolina on 5/10/18... Registered 202 points (78g, 124a) in 216 career WHL games with Tri-City... **2013-14:** Made his WHL debut with the Tri-City Americans and scored Tri-City's lone goal against Seattle (3/16)... **2014-15:** Earned two assists in nine games with the Americans... Earned his first career WHL assist at Prince George (1/7)... Skated in two WHL playoff games with Tri-City and made his WHL Playoff debut at Kelowna (3/27)... **2015-16:** Recorded 25 points (12g, 13a) in 66 games with the Americans during the 2015-16 season... Ranked seventh on the team in goals... Recorded four multi-point games, including his first career multi-point game (1g, 1a) at Portland (12/27)... **2016-17:** Registered 90 points (35g, 55a) in 72 games with Tri-City... Set AHL career highs in points, goals, assists and games played... Led the team in points and goals, ranked tied for first in game-winning goals (5), second in power-play goals (14) and third in assists... Ranked tied for ninth in the WHL in points... Was named to the WHL (West) Second All-Star Team... Recorded 25 multi-point games and five multi-goal games... Tallied a pair of four-assist games (1/11, 2/25)... Posted an eight-game point streak (1/6-1/21: 5g, 9a)... **2017-18:** Registered 84 points (30g, 54a) in 68 games with Tri-City... Led the team in points, assists and game-winning goals (6) and ranked third in goals... Posted 25 multi-point games, including five multi-goal games... Tallied three assists at Victoria (10/11)... Earned a hat trick and added an assist (3g, 1a) at Medicine Hat (12/13)... Recorded four points (1g, 3a) at Portland (12/27)... Earned four points (1g, 3a) vs. Victoria (1/31)... Registered three assists at Portland (3/10)... Finished the regular season on a season-high, eight-game point streak (3/6-3/18: 5g, 9a)... Named the WHL Player of the Month for March... Registered 27 points (17g, 10a) in 14 WHL playoff games as Tri-City fell to Everett in the Western Conference Finals... Led the WHL in goals and ranked tied for first in game-winning goals (4) during the playoffs... Ranked tied for sixth in playoff points and power-play goals (5)...

Earned a point in 11 of 14 playoff games... Posted seven multi-point games... Registered 13 points (9g, 4a) in a four-game sweep of Kelowna in the first round, including a hat trick in Game 4 (3/29)... Earned his second hat trick of the playoffs and added an assist (3g, 1a) in Game 3 at Victoria (4/10)... Posted 11 points (6g, 5a) in a four-game sweep of Victoria in the second round... Scored a goal in Game 1 at Everett (4/20), extending his playoff goal streak to nine games (3/22-4/20: 16g, 9a)... **2018-19:** Completed his first professional season with Charlotte (AHL)... Tallied 46 points (19g, 27a) in 73 games... Finished fourth on the Checkers in goals and fifth in assists and points... Finished eighth among all AHL rookies in goals and points... Posted an assist in AHL debut at Rochester (10/5)... Scored first career AHL goal at Rochester (10/6)... Recorded a four-game point streak from 10/24-11/2 (3g, 2a)... Posted first career AHL multi-point game with two points (1g, 1a) vs. Providence (11/2)... Registered three points (1g, 2a) at Laval (12/29)... Tallied two points (1g, 1a) at Belleville (1/5)... Posted two points (1g, 1a) vs. Bridgeport (1/16)... Recorded two points (1g, 1a) vs. Cleveland (2/5)... Registered two points (1g, 1a) vs. Lehigh Valley (2/23)... Tallied two assists at Lehigh Valley (3/10)... Posted two assists vs. Syracuse (3/20)... Recorded two points (1g, 1a) at Hartford (3/29)... Registered two points (1g, 1a) vs. Springfield (4/7)... Added 18 points (8g, 10a) in 19 AHL playoff games as Charlotte captured their first Calder Cup Championship... Finished tied for second on the team and in the AHL in playoff points... Recorded an eight-game point streak from 4/20-5/8 (5g, 6a) in his first eight career AHL playoff games... Scored two goals in his AHL playoff debut in Game 1 at Providence (4/20)... Scored the series-clinching goal in Game 4 vs. Providence (4/26)... Tallied three assists in Game 4 vs. Hershey (5/8)... Recorded two points (1g, 1a) including the double-overtime series-clinching goal in Game 6 of the Eastern Conference Finals vs. Toronto (5/26)... Posted two points (1g, 1a) in Game 5 of Calder Cup Finals at Chicago (6/8).

### CAREER STATS

YEAR	TEAM	LEAGUE	REGULAR SEASON						PLAYOFFS				
			GP	G	A	P	PIM	GP	G	A	P	PIM	
2013-14	Tri-City	WHL	1	1	0	1	0	-	-	-	-	-	
2014-15	Tri-City	WHL	9	0	2	2	0	2	0	0	0	0	
2015-16	Tri-City	WHL	66	12	13	25	10	-	-	-	-	-	
2016-17	Tri-City	WHL	72	35	55	90	40	4	1	0	1	4	
2017-18	Tri-City	WHL	68	30	54	84	32	14	17	10	27	4	
2018-19	Charlotte	AHL	73	19	27	46	22	19	8	10	18	6	
<b>AHL Totals (1 season)</b>			<b>73</b>	<b>19</b>	<b>27</b>	<b>46</b>	<b>22</b>	<b>19</b>	<b>8</b>	<b>10</b>	<b>18</b>	<b>6</b>	

- June 24, 2017—Selected by the Carolina Hurricanes in the 2017 NHL Draft. Third round, 67th overall.
- May 10, 2018—Signed a three-year, entry-level contract with the Carolina Hurricanes.



# JEREMY HELVIG

**Goaltender • Catches Left**  
**6'4" • 207 lbs.**  
**5/25/97 • Markham, Ont.**

**Acquired: 2016 NHL Draft**  
**2018-19 Teams: Charlotte (AHL), Florida (ECHL)**  
**Drafted: Carolina 2016 (5-134)**

## CAREER

Selected by the Hurricanes in the fifth round, 134th overall, in the 2016 NHL Draft... Signed a three-year, entry-level contract with the Hurricanes on March 27, 2018... Was ranked 15th among North American netminders by NHL Central Scouting heading into the draft... Posted a career record of 81-49-19 with 10 shutouts, a 2.75 goals-against average and a .910 save percentage in 156 career Ontario Hockey League (OHL) games with the Kingston Frontenacs... Was teammates in Kingston with fellow Hurricanes prospects Warren Foegele and Roland McKeown... **2013-14:** Played for the Toronto Patriots of the Ontario Junior Hockey League (OJHL), going 17-7-1 with a 2.69 goals-against average... Was the second goaltender chosen in the 2013 OHL Priority Selection... **2014-15:** Played his rookie OHL season with Kingston, posting a record of 2-8-2 with a 4.55 goals-against average... Made his OHL debut vs. Mississauga (10/10)... Earned his first OHL win at Belleville (2/25)... **2015-16:** Completed his second OHL season with Kingston, going 19-3-1 with a 2.13 goals-against average and .929 save percentage... Ranked first among OHL netminders with at least 1,000 minutes played in goals-against average and save percentage... Was tied for ninth in the league in shutouts (2)... Earned victories in 10 of 11 appearances from 12/30-2/29, including a six-game winning streak from 2/6-2/29... Stopped 323 of 339 shots during that span for a 1.66 goals-against average and .952 save percentage... Made 32 saves for his first OHL shutout vs. Niagara (2/21)... Ranked first among OHL netminders in shutouts (2) and second in goals-against average (2.40) during the playoffs, going 3-1 as Kingston advanced to the second round before falling to Niagara... **2016-17:** Posted a 29-22-7 record with six shutouts, a 2.72 goals-against average and a .907 save percentage in 59 games with Kingston (OHL)... Named a finalist for the OHL Goaltender of the Year Award... Led the OHL in minutes (3,446), ranked tied for first in shutouts and games played and sixth in wins... Recorded OHL career highs in games played and shutouts... Was named the Pioneer Energy OHL Player of the Week and the Vaughn CHL Goaltender of the Week for the week ending January 29 after posting a 2-0-1 record with two shutouts, a 1.28 goals-against average and a .956 save percentage... Stopped all 29 shots he faced to earn his first shutout of the season in his 2016-17 debut at Niagara (9/30)... Made a career-high 42 saves at Peterborough (2/23)... Made 30 saves to earn his fifth shutout of the season in Kingston's 1-0 overtime victory against Mississauga (1/28)... Finished second in the Eastern Conference Coaches Poll in Best Puck-Handling

Goalie... Started 11 playoff games as Kingston fell to Peterborough in the second round... Stopped 23 of 25 shots in Kingston's 3-2 overtime victory against Hamilton in Game 7 of their first round series... **2017-18:** Posted a 31-16-6 record with two shutouts, a 2.68 goals-against average and a .916 save percentage in 56 games with the Kingston Frontenacs... Named to the OHL Second All-Star Team... Set a career high in wins... Ranked second in the OHL in goals-against average and save percentage, tied for third in games played, fifth in wins and tied for ninth in shutouts... Made a season-high 49 saves at Hamilton (10/14)... Stopped all 36 shots he faced vs. Ottawa (12/28) to earn his first shutout of the season and pass Peter Amerlik (9) for the most shutouts in franchise history... Stopped all 28 shots he faced vs. Peterborough (1/28) to earn his second shutout of the season... Named the CHL Goaltender of the Week and the OHL Player of the Week for the week ending January 29... Posted a six-game win streak from 1/26 - 2/7... Stopped 29 of 30 shots in a 6-1 win vs. Kitchner (2/18) to pass Chris Clifford (75) for the most wins in Kingston franchise history... Posted a 9-7 record with a 3.06 goals-against average and a .909 save percentage in 16 playoff games as Kingston fell to Hamilton in five games in the Eastern Conference Finals... Made 46 saves in Kingston's series-clinching, three-overtime win in Game 5 of the first round vs. North Bay (3/31)... **2018-19:** Completed his first professional season... Spent the majority of the season with Florida (ECHL), posting a 27-6-3 record with three shutouts, a 2.27 goals-against average and a .918 save percentage... Also made one AHL appearance for Charlotte... Finished tied for third among ECHL goalies in wins and fourth in goals-against average... Made 28 saves in ECHL debut at Newfoundland (10/12)... Stopped 22 of 24 shots faced to earn first career ECHL win vs. Jacksonville (11/10)... Earned the win in 13 straight decisions from 12/5-2/6... Stopped seven of eight shots faced in relief in AHL debut at Springfield (12/8)... Registered 24 saves for his first career ECHL shutout vs. Greenville (1/11)... Posted a 22-save shutout at Rapid City (1/16)... Earned a 20-save shutout vs. Jacksonville (1/25)... Named ECHL Rookie of the Month for January... Earned a point in final 10 decisions of the season (9-0-1)... Named ECHL Goaltender of the Month for March... Made five ECHL playoff appearances, posting a 2-2 record, 2.28 goals-against average and .878 save percentage... Made 21 saves in ECHL playoff debut vs. Jacksonville (4/11).

## CAREER STATS

YEAR	TEAM	LEAGUE	REGULAR SEASON						PLAYOFFS					
			GP	MIN	GA	SO	GAA	W-L-OT	GP	MIN	GA	SO	GAA	W-L
2013-14	Tor. Patriots	QMJHL	28	1516	68	1	2.69	17-7-1	-	-	-	-	-	-
2014-15	Kingston	OHL	14	699	53	0	4.55	2-8-2	1	23	2	0	5.15	0-0
2015-16	Kingston	OHL	27	1437	51	2	2.13	19-3-1	7	325	13	2	2.40	3-1
2016-17	Kingston	OHL	59	3446	156	6	2.72	29-22-7	11	663	32	0	2.90	4-7
2017-18	Kingston	OHL	56	3318	148	2	2.68	31-16-9	16	981	50	0	3.06	9-7
2018-19	Charlotte	AHL	1	21	1	0	2.80	1-0-0	-	-	-	-	-	-
	Florida	ECHL	39	2304	87	3	2.27	27-6-3	5	263	10	0	2.28	2-2
<b>AHL Totals (1 season)</b>			<b>1</b>	<b>21</b>	<b>1</b>	<b>0</b>	<b>2.80</b>	<b>1-0-0</b>	<b>-</b>	<b>-</b>	<b>-</b>	<b>-</b>	<b>-</b>	<b>-</b>

- June 25, 2016—Selected by the Carolina Hurricanes in the 2016 NHL Draft. Fifth round, 134th overall.
- March 27, 2018—Signed a three-year, entry-level contract with the Carolina Hurricanes.



# IN THE SYSTEM



## LUKE HENMAN

**Center • Shoots Left**  
**6'0" • 160 lbs.**  
**4/29/00 • Dartmouth, N.S.**

**Acquired: 2018 NHL Draft**  
**2018-19 Team: Blainville-Boisbriand (QMJHL)**  
**Drafted: Carolina 2018 (4-96)**

### CAREER


Selected by the Hurricanes in the fourth round, 96th overall, in the 2018 NHL Draft... **2016-17:** Skated in six games for Blainville-Boisbriand of the QMJHL, registering four points (1g, 3a)... Made his major junior debut vs. Gatineau (10/28)... Recorded his first QMJHL point with an assist at Gatineau (10/30)... Scored his first QMJHL goal at Victoriaville (11/11)... Posted two assists at Halifax (12/9)... **2017-18:** Played 61 games for Blainville-Boisbriand, registering 47 points (9g, 38a)... Posted a five-game point/assist streak from 10/18-10/28 (1g, 5a)... Recorded a four-assist game vs. Charlottetown (12/1)... Registered points and assists in eight of nine games from 12/10-1/7 (3g, 9a)... Posted a four-game point/assist streak from 2/23-3/2 (2g, 4a)... Registered 14 points (6g, 8a) in 20 playoff games... Recorded an eight-game point streak to open the playoffs from 3/27-4/20 (3g, 7a)... Blainville-Boisbriand advanced

to the QMJHL Final where they lost to Acadie-Bathurst... **2018-19:** Completed his third QMJHL season with Blainville-Boisbriand... Registered 46 points (12g, 34a) in 63 games... Led the Armada in assists and finished second on the team in points... Posted two points (1g, 1a) in season opener at Shawinigan (9/22)... Recorded an assist in three straight games from 10/14-10/19 (3a)... Scored two goals vs. Rimouski (11/23)... Played 100th career QMJHL game vs. Gatineau (12/30)... Tallied two assists vs. Shawinigan (1/6)... Posted two assists vs. Sherbrooke (1/20)... Registered three straight multi-point games from 1/30-2/2 (1g, 7a), including four points (1g, 3a) at Shawinigan (2/1)... Recorded three points (2g, 1a) vs. Sherbrooke (2/19).

### CAREER STATS

YEAR	TEAM	LEAGUE	REGULAR SEASON					PLAYOFFS				
			GP	G	A	P	PIM	GP	G	A	P	PIM
2016-17	Blainville-Boisbriand	QMJHL	6	1	3	4	0	1	0	0	0	0
2017-18	Blainville-Boisbriand	QMJHL	61	9	38	47	16	20	6	8	14	6
2018-19	Blainville-Boisbriand	QMJHL	63	12	34	46	18	—	—	—	—	—
<b>QMJHL Totals (3 seasons)</b>			<b>130</b>	<b>22</b>	<b>75</b>	<b>97</b>	<b>34</b>	<b>21</b>	<b>6</b>	<b>8</b>	<b>14</b>	<b>6</b>

• June 23, 2018—Selected by the Carolina Hurricanes in the 2018 NHL Draft. Fourth round, 96th overall.



## GREGORY HOFMANN

**Center • Shoots Left**  
**6'0" • 200 lbs.**  
**11/13/92 • Tramelan, Switzerland**

**Acquired: 2011 NHL Draft**  
**2018-19 Team: Lugano (Swiss)**  
**Drafted: Carolina 2011 (4-103)**

### CAREER


Selected by the Hurricanes in the fourth round, 103rd overall, in the 2011 NHL Draft... Was ranked 11th among European skaters by Central Scouting heading into the 2011 NHL Entry Draft... Has represented Switzerland in a number of international tournaments... Ranked tied for fourth with five goals in six games at the 2010 U-18 World Junior Championship in Belarus, helping the Swiss to a fifth-place finish — their best result at the tournament in 10 years... Scored two of Switzerland's eight goals in an 8-3 victory against Canada West in the bronze medal game of the 2010 World Junior A Challenge in Penticton, British Columbia, finishing the tournament ranked second among all skaters in goals (4) and tied for third in points (6)... Was tied for second among Swiss skaters with four points (1g, 3a) at the 2011 World Junior Championship in Buffalo, as Switzerland advanced to the medal round before falling to Canada in the quarterfinals... Totaled two points (1g, 1a) in six games during the 2012 World Junior Championship in Canada... Earned two points (1g, 1a) in seven games for Switzerland at the 2016 IIHF World Championship... Represented Switzerland at the 2018 Winter Olympic Games in PyeongChang... Won a silver medal with Switzerland at the 2018 IIHF World Championship... Scored three goals in eight games at the 2019 IIHF World Championship... **2011-12:** Tallied six points (5g, 1a) in 34 games with HC Ambri-Piotta, skating as a 19-year-old in Switzerland's National League... **2012-**

**13:** Established Swiss National League career highs in games played (49), goals (16) and points (27)... **2013-14:** Totaled 17 points (7g, 10a) during his second season with Davos... **2014-15:** Totaled 11 goals and a career-high 14 assists for Davos... **2015-16:** Established career highs in goals (17) and points (31) in his first season with HC Lugano... Had seven points (4g, 3a) in 13 playoff games as Lugano advanced to the championship before falling to SC Bern... **2016-17:** Recorded 28 points (12g, 16a) in 45 games with HC Lugano... Posted a career high in assists... Ranked fourth on the team in points and goals and tied for fifth in assists... Earned two points (1g, 1a) in 11 playoff games as Lugano fell to league-champion SC Bern in the semifinals... **2017-18:** Registered 39 points (22g, 17a) in 45 games with Lugano... Ranked tied for third in the league in goals... Posted career highs in goals, assists and points... Recorded 21 points (14g, 7a) in 18 playoff games as Lugano fell to the Zurich Lions in seven games in the finals... Led the league in goals and ranked second in points during the playoffs... **2018-19:** Completed his 10th NLA season with HC Lugano... Tallied 51 points (30g, 21a) in 50 games... Led NLA in goals and finished third in points... Became first NLA player to score 30 goals in a season since 2014-15... Set new career highs in games played, goals, assists and points.

### CAREER STATS

YEAR	TEAM	LEAGUE	REGULAR SEASON					PLAYOFFS				
			GP	G	A	P	PIM	GP	G	A	P	PIM
2009-10	Ambri	Swiss	1	0	0	0	0	1	0	0	0	0
2010-11	Ambri	Swiss	41	3	9	12	2	12	0	2	2	2
2011-12	Ambri	Swiss	34	5	1	6	6	8	1	0	1	0
2012-13	Davos	Swiss	49	16	11	27	20	7	0	2	2	0
2013-14	Davos	Swiss	41	7	10	17	30	—	—	—	—	—
2014-15	Davos	Swiss	47	11	14	25	18	13	3	2	5	2
2015-16	Lugano	Swiss	46	17	14	31	47	13	4	3	7	6
2016-17	Lugano	Swiss	45	12	16	28	26	11	1	1	2	2
2017-18	Lugano	Swiss	45	22	17	39	22	18	14	7	21	8
2018-19	Lugano	Swiss	50	30	21	51	24	4	2	2	4	2
<b>Swiss Totals (10 seasons)</b>			<b>399</b>	<b>123</b>	<b>113</b>	<b>236</b>	<b>195</b>	<b>96</b>	<b>27</b>	<b>22</b>	<b>49</b>	<b>26</b>

• June 25, 2011—Selected by the Carolina Hurricanes in the 2011 NHL Draft. Fourth round, 103rd overall.



# ANTTONI HONKA

**Defenseman • Shoots Right**  
**5'10" • 179 lbs.**  
**10/5/00 • Jyvaskyla, Finland**

**Acquired: 2019 NHL Draft**  
**2018-19 Teams: JYP/Jukurit (Finland), KeuPa HT (Finland-2), JYP U20 (Finland-Jr.)**  
**Drafted: Carolina 2019 (3-83)**

**CAREER**

Selected by the Hurricanes in the third round, 83rd overall, in the 2019 NHL Draft... Represented Finland at the 2018 IIHF Under-18 World Championship and the 2019 IIHF World Junior Championship, winning gold at both events... **2016-17:** Made Jr. A SM-liiga debut, skating in 26 games with JYP U20 and registering nine points (2g, 7a)... Added one assist in three playoff games... **2017-18:** Recorded 17 points (4g, 13a) in 28 Jr. A SM-liiga games with JYP U20... Made Mestis debut and tallied three assists in seven games with KeuPa HT... Made Liiga debut for JYP, tallying nine points in 20 games... Played first Liiga game vs. SaiPa (10/17)... Recorded first Liiga points with two assists at KalPa (10/20)...

Scored first Liiga goal and added an assist at TPS (10/28)... Posted a four-game Liiga point streak from 1/19-1/26 (1g, 3a)... Registered one assist in two Jr. A SM-liiga playoff games and three points (1g, 2a) in five Mestis playoff games... **2018-19:** Recorded nine points (2g, 7a) in six Jr. A SM-liiga games with JYP U20... Tallied seven points (2g, 5a) in 11 Mestis games with KeuPa HT... Skated in 27 Liiga games split between JYP and Jukurit, posting eight points (3g, 5a)... Registered three points (1g, 2a) at Ilves (9/15)... Recorded two points (1g, 1a) vs. Sport (2/16)... Tallied 11 points (3g, 8a) in 17 playoff games with KeuPa HT as they advanced to the Mestis Final.

**CAREER STATS**

YEAR	TEAM	LEAGUE	REGULAR SEASON					PLAYOFFS				
			GP	G	A	P	PIM	GP	G	A	P	PIM
2016-17	JYP U20	Finland-Jr.	26	2	7	9	6	3	0	1	1	0
2017-18	JYP	Finland	20	2	7	9	2	-	-	-	-	-
	KeuPa HT	Finland-2	7	0	3	3	8	5	1	2	3	4
2018-19	JYP U20	Finland-Jr.	28	4	13	17	22	2	0	1	1	0
	JYP	Finland	16	1	3	4	6	-	-	-	-	-
	Jukurit	Finland	11	2	2	4	6	-	-	-	-	-
	KeuPa HT	Finland-2	11	2	5	7	10	17	3	8	11	6
	JYP U20	Finland-Jr.	6	2	7	9	2	-	-	-	-	-
<b>Finland Totals (2 seasons)</b>			<b>47</b>	<b>5</b>	<b>12</b>	<b>17</b>	<b>14</b>	-	-	-	-	-

• June 22, 2019—Selected by the Carolina Hurricanes in the 2019 NHL Draft. Third round, 83rd overall.



# LENNI KILLINEN

**Right Wing • Shoots Left**  
**6'2" • 180 lbs.**  
**6/15/00 • Espoo, Finland**

**Acquired: 2018 NHL Draft**  
**2018-19 Team: Assat (Finland)**  
**Drafted: Carolina 2018 (4-104)**

**CAREER**

Selected by the Hurricanes in the fourth round, 104th overall, in the 2018 NHL Draft... Ranked 36th among European skaters by NHL Central Scouting... **2016-17:** Spent the majority of the season at the Junior B level in Finland with Blues U18, where he recorded 30 points (16g, 14a) in 33 games... Played two games in the Jr. A SM-liiga with Blues U20, scoring one goal in two games... **2017-18:** Played 10 games in Finland's second division (Mestis) for Espoo United, posting four points (2g, 2a)... Skated in 38 Jr. A SM-liiga games with Blues U20, finishing third on the team in assists (28) and fourth in goals (13)

and points (41)... Also skated in four playoff games for Blues U20... Won a gold medal with Finland at the IIHF U18 World Championship... Signed a contract with Assat (Liiga) on 5/2... **2018-19:** Completed his first Liiga season with Assat... Registered 11 points (3g, 8a) in 32 games... Made Liiga debut at Lukko (9/14)... Recorded first career Liiga point with a goal vs. TPS (10/3)... Posted two assists vs. KalPa (11/3)... Scored a power-play goal vs. HIFK (2/23)... Registered a three-game point/assist streak from 3/2-3/8 (1g, 3a)... Tallied two points (1g, 1a) at Sport (3/8).

**CAREER STATS**

YEAR	TEAM	LEAGUE	REGULAR SEASON					PLAYOFFS				
			GP	G	A	P	PIM	GP	G	A	P	PIM
2016-17	Blues U20	Finland-Jr.	2	1	0	1	0	-	-	-	-	-
2017-18	Espoo United	Mestis	10	2	2	4	6	-	-	-	-	-
	Blues U20	Finland-Jr.	38	13	28	41	10	4	0	0	0	0
2018-19	Assat	Finland	32	3	8	11	8	-	-	-	-	-
<b>Finland Totals (1 season)</b>			<b>32</b>	<b>3</b>	<b>8</b>	<b>11</b>	<b>9</b>	-	-	-	-	-

• June 23, 2018—Selected by the Carolina Hurricanes in the 2018 NHL Draft. Fourth round, 104th overall.

# IN THE SYSTEM



## PYOTR KOCHETKOV

**Goaltender • Catches Left**  
**6'3" • 205 lbs.**  
**6/25/99 • Kazan, Russia**

**Acquired: 2019 NHL Draft**  
**2018-19 Teams: HC Sochi (KHL), HK Ryazan (Russia-2)**  
**Drafted: Carolina 2019 (2-36)**

### CAREER

Selected by the Hurricanes in the second round, 36th overall, in the 2019 NHL Draft... Represented Russia at the 2019 IIHF World Junior Championship, winning bronze... Named Best Goaltender at the 2019 WJC after posting a 4-1 record, 1.45 goals-against average and .953 save percentage... **2016-17:** Appeared in eight VHL games with Dizel Penza, tallying a 1-2-0 record, a 2.27 goals-against average and a .918 save percentage... **2017-18:** Posted a 6-21-3 record, with a 3.28 goals-against average and a .917 save

percentage in 31 MHL games with Kapitan Stupino... **2018-19:** Appeared in two KHL games with HC Sochi, earning an 0-2-0 record with a 2.57 goals-against average and a .911 save percentage... Made 26 saves in KHL debut vs. Jokerit (10/1)... Stopped 25 of 26 shots faced vs. Neftekhimik (1/23)... Posted an 8-7-3 record, with a 2.13 goals-against average and a .930 save percentage and two shutouts in 18 VHL games with HC Ryazan.

### CAREER STATS

YEAR	TEAM	LEAGUE	REGULAR SEASON						PLAYOFFS					
			GP	MIN	GA	SO	GAA	W-L-OT	GP	MIN	GA	SO	GAA	W-L
2016-17	Dizel Penza	Russia-2	8	212	8	0	2.27	1-2-0	-	-	-	-	-	-
2017-18	Kapitan Stupino	Russia-Jr.	31	-	100	0	3.28	6-21-3	-	-	-	-	-	-
2018-19	HC Sochi	KHL	2	117	5	0	2.57	0-2-0	-	-	-	-	-	-
	HC Ryazan	Russia-2	18	985	35	2	2.13	8-7-3	3	187	5	0	1.61	0-3
<b>KHL Totals (1 season)</b>			<b>2</b>	<b>117</b>	<b>5</b>	<b>0</b>	<b>2.57</b>	<b>0-2-0</b>	-	-	-	-	-	-

• June 22, 2019—Selected by the Carolina Hurricanes in the 2019 NHL Draft. Second round, 36th overall.



## JAKE KUCHARSKI

**Goaltender • Catches Left**  
**6'4" • 215 lbs.**  
**9/25/99 • Erie, Pa.**

**Acquired: 2018 NHL Draft**  
**2018-19 Teams: Des Moines/Omaha (USHL)**  
**Drafted: Carolina 2018 (7-197)**

### CAREER

Selected by the Hurricanes in the seventh round, 197th overall, in the 2018 NHL Draft... Ranked 21st among North American goalies by NHL Central Scouting... Is committed to Providence College (Hockey East)... **2016-17:** Spent the majority of the season with the Austin Bruins (NAHL)... Appeared in a team-high 34 games in net, posting a 13-13-5 record with a 3.31 goals-against average and .894 save percentage... Also played two games with Des Moines (USHL), going 0-1-0 with a 4.90 goals-against average and .741 save percentage... Made his NAHL debut with 21 saves in a relief appearance at Topeka (9/21)... Made 40 saves at Lone Star (9/24)... Stopped 42 of 44 shots faced at Janesville (11/23)... Won three straight starts from 11/23-12/2... Played his first USHL game with Des Moines at Sioux Falls (12/9)... Stopped all 20 shots faced in 47:15 of relief at Minot (2/25)... **2017-18:** Led Des Moines (USHL)

in games played (26) while posting a 8-13-2 record along with a 3.56 goals-against average and .881 save percentage... Registered his first USHL win at Madison (10/6)... Stopped 44 of 46 shots faced in a win at Fargo (11/9)... Made 31 saves on 32 shots in a win vs. Tri-City (11/18)... Saved all 17 shots faced in 42:12 of relief at Omaha (1/19)... **2018-19:** Completed his third USHL season... Appeared in nine USHL games with Des Moines and Omaha, registering a 3-4-1 record, 4.03 goals-against average and .855 save percentage... Began the season with Des Moines... Made 22 saves to earn the win in season debut at Chicago (9/28)... Traded to Omaha (10/10)... Made 22 saves to earn the win in Omaha debut vs. Fargo (10/12)... Made 31 saves in win at Central Illinois (12/9).

### CAREER STATS

YEAR	TEAM	LEAGUE	REGULAR SEASON						PLAYOFFS					
			GP	MIN	GA	SO	GAA	W-L-OT	GP	MIN	GA	SO	GAA	W-L
2016-17	Austin	NAHL	34	1923	106	0	3.31	13-13-5	-	-	-	-	-	-
	Des Moines	USHL	2	86	7	0	4.90	0-1-0	-	-	-	-	-	-
2017-18	Des Moines	USHL	26	1264	75	0	3.56	8-13-2	-	-	-	-	-	-
2018-19	Des Moines	USHL	1	60	5	0	5.00	1-0-0	-	-	-	-	-	-
	Omaha	USHL	8	356	23	0	3.87	2-4-1	-	-	-	-	-	-
<b>USHL Totals (3 seasons)</b>			<b>37</b>	<b>1766</b>	<b>110</b>	<b>0</b>	<b>3.74</b>	<b>11-18-3</b>	-	-	-	-	-	-

• June 23, 2018—Selected by the Carolina Hurricanes in the 2018 NHL Draft. Seventh round, 197th overall.



# JACK LaFONTAINE

**Goaltender • Catches Left**  
**6'2" • 204 lbs.**  
**1/6/98 • Mississauga, Ont.**

**Acquired: 2016 NHL Draft**  
**2018-19 Team: Penticton (BCHL)**  
**Drafted: Carolina 2016 (3-75)**

**CAREER**

Selected by the Hurricanes in the third round, 75th overall, in the 2016 NHL Draft... Was ranked 13th among North American netminders by NHL Central Scouting heading into the draft... His uncle, Brian Bradley, was drafted by the Calgary Flames in 1983 and played in 651 career games with the Flames, Vancouver Canucks, Toronto Maple Leafs and Tampa Bay Lightning... Spent two seasons with the Don Mills Flyers minor midget program in 2012-13 and 2013-14, where he was teammates with Toronto Maple Leafs forward Mitch Marner... Played in the 2013-14 OHL Cup Showcase... **2014-15:** Played for the Georgetown Raiders of the Ontario Junior Hockey League (OJHL), going 20-6-0 with a 2.13 goals-against average and .923 save percentage in 30 regular-season games... Was named to the 2015 OJHL All-Prospepects First Team and attended the Canada U-17 Summer Camp... **2015-16:** Was 24-8-7 with a 2.16 goals-against average and .921 save percentage in 41 regular season games for the Janesville Jets of the North American Hockey League (NAHL)... Was named NAHL Midwest Division Goaltender of the Year... Was chosen for the NAHL Selects team for the league's Top Prospects Tournament, winning his only start by stopping 30 of 32 pucks... Posted a 2.89 goals-against average and .926 save percentage during the Robertson Cup playoffs... **2016-17:** Posted a 1-7-1 record with a 3.34 goals-against average and a .911

save percentage in 11 games as a freshman at the University of Michigan (Big Ten)... Won his first career NCAA start with 28 saves in a 2-1 victory vs. Ferris State (10/15)... Stopped 42 of 45 shots as well as making one save in shootout in tie vs. Michigan Tech (10/22)... Stopped a career-high 53 shots in loss at Penn State (12/2)... **2017-18:** Posted a 4-4-0 record with a 3.51 goals-against average and a .889 save percentage in 11 games as a sophomore with Michigan... Named to the Big Ten All-Academic Team... Stopped 22 of 23 shots in Michigan's season opening 3-1 win at St. Lawrence (10/6)... Made 49 saves at Penn State (10/27)... Stopped all 18 shots faced in relief action vs. Wisconsin (2/3)... **2018-19:** Registered a 30-13-1 record with three shutouts, a 2.19 goals-against average and a .923 save percentage in 45 BCHL games with Penticton... Finished tied for the league lead in save percentage and ranked second in wins and goals-against average... Named BCHL Goaltender of the Year... Posted back-to-back shutouts vs. Alberni Valley (9/29) and vs. Vernon (10/5)... Won six straight starts from 11/2-11/23... Recorded a season-high 45 saves in win at West Kelowna (12/22)... Won eight straight starts from 1/6-2/1... Registered a 23-save shutout vs. Salmon Arm (2/23)... Posted a 2-4 record, 2.02 goals-against average and .924 save percentage in six playoff games.


**CAREER STATS**

YEAR	TEAM	LEAGUE	REGULAR SEASON						PLAYOFFS					
			GP	MIN	GA	SO	GAA	W-L-OT	GP	MIN	GA	SO	GAA	W-L
2012-13	Don Mills	GTHL	26	1056	60	1	2.56	10-9-6	5	172	12	0	3.14	2-1
	Don Mills	Other	9	383	24	1	2.82	4-3-2	-	-	-	-	-	-
2013-14	Don Mills	GTHL	22	987	53	4	2.42	9-10-3	7	288	18	0	2.81	2-3
	Don Mills	Other	15	586	32	2	2.46	9-3-1	-	-	-	-	-	-
2014-15	Georgetown	ON-Jr. A	30	1635	58	2	2.13	20-6-0	8	430	17	2	2.37	4-4
2015-16	Janesville	NAHL	41	2356	85	4	2.16	24-8-7	4	286	9	0	1.89	1-1
2016-17	Michigan	Big Ten	11	594	33	0	3.34	1-7-1	-	-	-	-	-	-
2017-18	Michigan	Big Ten	11	530	31	0	3.51	4-4-0	-	-	-	-	-	-
2018-19	Penticton	BCHL	45	2686	98	3	2.19	30-13-1	6	357	12	0	2.02	2-4
<b>NCAA Totals (2 Seasons)</b>			<b>22</b>	<b>1124</b>	<b>64</b>	<b>0</b>	<b>3.42</b>	<b>5-11-1</b>	-	-	-	-	-	-

• June 25, 2016—Selected by the Carolina Hurricanes in the 2016 NHL Draft. Third round, 75th overall.



# IN THE SYSTEM



## ALEX LINTUNIEMI

**Defenseman · Shoots Left**  
**6'4" · 209 lbs**  
**9/23/95 · Helsinki, Finland**

**Acquired: 7/8/19, Signed as a free agent**  
**2018-19 Team: Ontario (AHL)**  
**Drafted: Los Angeles 2014 (2-60)**

### CAREER

Selected by the Kings in the second round, 60th overall, in the 2014 NHL Draft... Signed by the Hurricanes as a free agent on July 8, 2019... Represented Finland at the 2015 IIHF World Junior Championship... **2011-12:** Made Jr. A SM-liiga debut, skating in three games and recording one assist for Jokerit U20... **2012-13:** Registered 14 points (4g, 10a) in 38 Jr. A SM-liiga games with Jokerit U20... Also made Mestis debut, posting three points (1g, 2a) in 11 games with Kiekko-Vaanta... **2013-14:** Skated in 68 OHL games with Ottawa, recording 21 points (4g, 17a)... Made OHL debut vs. Belleville (9/20)... Posted first career OHL point with an assist at Niagara (10/17)... Scored first career OHL goal vs. Kitchener (11/10)... Tallied first career OHL multi-point game with two points (1g, 1a) at Mississauga (2/9)... **2014-15:** Registered 36 points (7g, 29a) in 58 OHL games with Ottawa... Led team defensemen in goals, assists and points... Tallied three points (1g, 2a) at Belleville (12/3)... Played 100th career OHL game vs. Windsor (1/9)... Posted two assists vs. Peterborough (1/18)... Recorded an assist in three straight games from 2/11-2/15 (3a)... Registered two assists vs. Mississauga (2/21)... Tallied two assists vs. Sudbury (3/22)... Added three points (1g, 2a) in six OHL playoff games... Posted an assist in OHL playoff debut in Game 1 vs. Niagara (3/26)... Scored first OHL playoff goal in Game 2 vs. Niagara (3/28)... Played four AHL games with Manchester, recording one assist... Made AHL debut and posted an assist at Bridgeport (4/12)... **2015-16:** Registered 18 points (1g, 17a) in 38 ECHL games with

Manchester... Made ECHL debut vs. Brampton (10/16)... Recorded first career ECHL point with an assist at Elmira (10/31)... Scored first career ECHL goal vs. Adirondack (12/27)... Skated in five ECHL playoff games... **2016-17:** Recorded 10 points (2g, 8a) in 41 AHL games with Ontario... Scored first career AHL goal vs. Stockton (3/3)... Tallied two assists vs. San Antonio (3/24)... Appeared in five AHL playoff games... **2017-18:** Posted 24 points (4g, 20a) in 64 AHL games with Ontario... ranked second among team defensemen in assists and points... Scored first career AHL game-winning goal at San Diego (11/11)... Tallied two assists at San Diego (12/22)... Scored first career AHL power-play goal vs. Chicago (1/13)... Registered two points (1g, 1a) at Stockton (1/19)... Recorded two assists vs. Bakersfield (2/10)... Posted two assists vs. San Diego (3/9)... Played 100th career AHL game vs. Bakersfield (3/23)... Added two assists in four AHL playoff games... Registered first career AHL playoff point with an assist in Game 1 at Texas (4/19)... **2018-19:** Tallied 25 points (2g, 23a) in 67 AHL games with Ontario... Set AHL career highs in games played, assists and points... Led team defensemen in assists... Posted two points (1g, 1a), including the game-winning goal at Stockton (10/6)... Registered two points (1g, 1a) vs. Tucson (10/26)... Recorded two assists at Grand Rapids (11/16)... Tallied two assists at Stockton (1/12)... Posted a four-game assist streak from 2/6-2/15 (4a)... Registered two assists vs. Bakersfield (3/22).

### CAREER STATS

YEAR	TEAM	LEAGUE	REGULAR SEASON					PLAYOFFS				
			GP	G	A	P	PIM	GP	G	A	P	PIM
2011-12	Jokerit U20	Finland-Jr.	3	0	1	1	0	—	—	—	—	—
2012-13	Kiekko-Vantaa	Finland-2	11	1	2	3	6	—	—	—	—	—
	Jokerit U20	Finland-Jr.	38	4	10	14	76	—	—	—	—	—
2013-14	Ottawa	OHL	68	4	17	21	26	—	—	—	—	—
2014-15	Ottawa	OHL	58	7	29	36	22	6	1	2	3	2
	Manchester	AHL	4	0	1	1	0	—	—	—	—	—
2015-16	Manchester	ECHL	38	1	17	18	8	5	0	0	0	0
2016-17	Ontario	AHL	41	2	8	10	6	5	0	0	0	0
2017-18	Ontario	AHL	64	4	20	24	30	4	0	2	2	0
2018-19	Ontario	AHL	67	2	23	25	22	—	—	—	—	—
<b>AHL Totals (4 seasons)</b>			<b>176</b>	<b>8</b>	<b>52</b>	<b>60</b>	<b>58</b>	<b>9</b>	<b>0</b>	<b>2</b>	<b>2</b>	<b>0</b>

- June 28, 2014—Selected by the Los Angeles Kings in the 2014 NHL Draft. Second round, 60th overall.
- July 8, 2019—Signed by the Carolina Hurricanes as a free agent.



# STEVEN LORENTZ

**Center/Left Wing • Shoots Left**  
**6'4" • 207 lbs.**  
**4/13/96 • Kitchener, Ont.**

**Acquired: 2015 NHL Draft**  
**2018-19 Teams: Charlotte (AHL), Florida (ECHL)**  
**Drafted: Carolina 2015 (7-186)**

**CAREER**

Selected by the Hurricanes in the seventh round, 186th overall, in the 2015 NHL Draft... **2013-14:** Earned 18 points (7g, 11a) in 64 games during his first OHL season... Notched three assists in his OHL debut vs. Kingston (9/19)... Scored his first career OHL goal with the shorthanded, game-winning tally vs. Mississauga (10/17)... Played in all 11 of Peterborough's 2014 OHL playoff games, registering two goals... **2014-15:** Ranked seventh among Petes skaters in scoring with 37 points (16g, 21a) in 59 games... Notched a career-high four points with two goals and two assists at Ottawa (2/6)... Earned one assist in five OHL playoff games... **2015-16:** Was fourth among Peterborough skaters in goals (23) and fifth in scoring (48 points)... Netted a pair of goals vs. Kingston (11/10)... Tallied a six-game point streak from 11/18-11/28 (3g, 5a)... Scored two goals at Hamilton (12/11)... Registered his third multi-goal game with a pair of tallies in the regular-season finale at Niagara (3/19)... Was tied for third on the team in playoff scoring with five points (2g, 3a) in seven games as the Petes fell to North Bay in seven games... **2016-17:** Recorded 61 points (29g, 32a) in 66 games with Peterborough... Served as alternate captain for the Petes and helped the team earn the best record in the Eastern Conference during the regular season... Recorded OHL career highs in games played, goals, assists and points... Ranked tied for second on the team in goals and power-play goals (9), second in plus/minus (+12), third in points and tied for fourth in assists... Earned his first career hat trick vs. Ottawa (12/8)... Scored four goals in a 13:30 span in the third period vs. North Bay (1/21)... Tallied 16 points (9g, 7a) in 12 playoff games as the Petes fell to Mississauga in the Eastern Conference finals... Led Peterborough in goals and points during the playoffs and ranked tied for second in assists... Posted an eight-game point streak in the playoffs

(3/25-4/20: 9g, 6a)... **2017-18:** Spent the majority of his first professional season with the ECHL's Florida Everblades... Ranked second among Everblades rookies in goals (12), assists (23) and points (35)... Recorded an assist in his pro debut vs. Atlanta (10/13)... Scored his first professional goal on the power play vs. Atlanta (10/14)... Made his AHL debut at Lehigh Valley (12/30)... Re-assigned to Florida (1/10) after playing his first three AHL games... Posted a season-long, five-game point streak from 3/17-3/28 (2g, 5a)... Registered 10 points (5g, 5a) in 19 ECHL playoff games as Florida fell to Colorado in seven games in the Kelly Cup Finals... Recorded the first two playoff points of his professional career (1g, 1a) in a Game 2 victory vs. Atlanta in the first round (4/20)... Registered two points (1g, 1a) in the second-round, series-clinching win over Orlando (5/6) to extend his point streak to four games (1g, 4a)... **2018-19:** Split the season between Charlotte (AHL) and Florida (ECHL)... Recorded nine points (3g, 6a) in 29 AHL games... Posted 28 points (10g, 18a) in 22 ECHL games... Began the season with Florida... Tallied five points (1g, 4a) vs. Norfolk (10/20)... Recalled to Charlotte (11/11)... Registered first career AHL point with an assist at Wilkes-Barre/Scranton (11/17)... Reassigned to Florida (11/21)... Posted three points (1g, 2a) at Norfolk (11/23)... Recorded three points (1g, 2a) vs. South Carolina (11/28)... Recalled to Charlotte (12/6)... Scored first career AHL goal at Providence (1/25)... Reassigned to Florida (3/2)... Tallied three points (1g, 2a) at Jacksonville (3/3)... Recalled to Charlotte (3/7)... Posted five points (1g, 4a) in 12 AHL playoff games as Charlotte captured the Calder Cup... Recorded first career AHL playoff point with an assist in Game 4 vs. Providence (4/26)... Scored first career AHL playoff goal in Game 5 of Eastern Conference Finals vs. Toronto (5/24).

**CAREER STATS**

YEAR	TEAM	LEAGUE	REGULAR SEASON					PLAYOFFS				
			GP	G	A	P	PIM	GP	G	A	P	PIM
2013-14	Peterborough	OHL	64	7	11	18	18	11	2	0	2	0
2014-15	Peterborough	OHL	59	16	21	37	15	5	0	1	1	2
2015-16	Peterborough	OHL	58	23	25	48	27	7	2	3	5	0
2016-17	Peterborough	OHL	66	29	32	61	37	12	9	7	16	0
2017-18	Charlotte	AHL	3	0	0	0	0	-	-	-	-	-
	Florida	ECHL	62	12	23	35	34	19	5	5	10	12
2018-19	Charlotte	AHL	29	3	6	9	23	12	1	4	5	2
	Florida	ECHL	22	10	18	28	11	-	-	-	-	-
<b>AHL Totals (2 seasons)</b>			<b>32</b>	<b>3</b>	<b>6</b>	<b>9</b>	<b>23</b>	<b>12</b>	<b>1</b>	<b>4</b>	<b>5</b>	<b>2</b>

- June 27, 2015—Selected by the Carolina Hurricanes in the 2015 NHL Draft. Seventh round, 186th overall.
- April 21, 2017 — Signed a three-year, entry-level contract with the Carolina Hurricanes.



# EETU LUOSTARINEN

**Center • Shoots Left**  
**6'3" • 186 lbs.**  
**9/2/98 • Siilinjärvi, Finland**

**Acquired: 2017 NHL Draft**  
**2018-19 Team: KalPa (Finland)**  
**Drafted: Carolina 2017 (2-42)**

**CAREER**

Selected by the Hurricanes in the second round, 42nd overall, in the 2017 NHL Draft... Represented Finland at the 2017 U18 Five Nations Tournament in Zuchwil, Switzerland... Won gold with Finland at the 2019 IIHF World Championship... Totaled 45 points (18g, 27a) in 64 career games for KalPa's U-18 team... **2016-17:** Split the season between KalPa in Finland's top professional league, Liiga, and KalPa's junior team... Recorded 19 points (11g, 8a) in 23 games with KalPa's junior team... Earned seven points (3g, 4a) in 32 Liiga games as a rookie with KalPa... Made his Liiga debut vs. SaiPa (11/10)... Recorded his first Liiga point with an assist at SaiPa (12/1)... Scored his first goal vs. Tappara (12/10)... Played in all 17 of KalPa's playoff games, earning three points (1g, 2a) and helping KalPa reach the Liiga finals...

Scored KalPa's lone goal, his first career Liiga playoff goal, in Game 6 of the finals at Tappara... **2017-18:** Registered 20 points (6g, 14a) in 55 games with KalPa... Ranked tied for eighth on the team in assists... Recorded a career-high four points (3g, 1a), including his first career hat trick, at JYP (1/5)... Earned three points (1g, 2a) in six playoff games... **2018-19:** Completed his third Liiga season with KalPa... Registered 36 points (15g, 21a) in 54 games... Finished tied for the team lead in goals and ranked second in points... Finished tied for second in the league in game-winning goals (7)... Set new Liiga career highs in goals, assists and points... Registered three points (1g, 2a) at Jukurit (11/30)... Recorded a four-game point/assist streak from 12/18-1/4 (1g, 5a)... Tallied three points at Kookoo (12/20).

**CAREER STATS**

YEAR	TEAM	LEAGUE	REGULAR SEASON					PLAYOFFS				
			GP	G	A	P	PIM	GP	G	A	P	PIM
2016-17	KalPa	Finland	32	3	4	7	14	17	1	2	3	14
	KalPa Jr.	Finland Jr.	23	11	8	19	49	-	-	-	-	-
2017-18	KalPa	Finland	55	6	14	20	58	6	1	2	3	4
2018-19	KalPa	Finland	54	15	21	36	79	-	-	-	-	-
<b>Finland Totals (3 seasons)</b>			<b>141</b>	<b>24</b>	<b>39</b>	<b>63</b>	<b>151</b>	<b>23</b>	<b>2</b>	<b>4</b>	<b>6</b>	<b>18</b>

- June 24, 2017—Selected by the Carolina Hurricanes in the 2017 NHL Draft. Second round, 42nd overall.

# IN THE SYSTEM



## EETU MAKINIEMI

**Goaltender • Catches Left**  
**6'2" • 176 lbs.**  
**4/19/99 • Vantaa, Finland**

**Acquired: 2017 NHL Draft**  
**2018-19 Teams: Kiekko-Vantaa (Finland-2), Jokerit Jr. (Finland Jr.)**  
**Drafted: Carolina 2017 (4-104)**

### CAREER

Selected by the Hurricanes in the fourth round, 104th overall, in the 2017 NHL Draft... Played two games for Jokerit's junior team at the 2016 IIHF Junior Club World Cup... Posted a 1.97 goals-against average and a .945 save percentage at the tournament... **2014-15:** Played in two games for Jokerit's U18 team, posting a .914 save percentage... **2015-16:** Appeared in 24 games for Jokerit U18, recording a .876 save percentage... **2016-17:** Split the season between Jokerit's junior team and U18 team... Posted a 2.68 goals-against average and a .908 save percentage in 26 games with Jokerit Jr... Recorded a

.907 save percentage in four games with Jokerit U18... **2017-18:** Appeared in 35 games with Jokerit's junior team, posting a 3.03 goals-against average and a .916 save percentage... **2018-19:** Began the season with Jokerit's junior team, appearing in one game with a 9.00 goals-against average and .735 save percentage... Appeared in 13 Mestis games with Kiekko-Vantaa, recording a 2.92 goals-against average and .905 save percentage.

### CAREER STATS

YEAR	TEAM	LEAGUE	REGULAR SEASON						PLAYOFFS						
			GP	MIN	GA	SO	GAA	W-L-OT	GP	MIN	GA	SO	GAA	W-L	
2014-15	Jokerit U18	Finland U18	2	—	—	—	—	—	—	—	—	—	—	—	—
2015-16	Jokerit U18	Finland U18	24	—	—	—	—	—	—	—	—	—	—	—	—
2016-17	Jokerit Jr.	Finland Jr.	26	—	—	—	—	2.68	—	—	—	—	—	—	—
	Jokerit U18	Finland U18	4	—	—	—	—	—	—	—	—	—	—	—	—
2017-18	Jokerit Jr.	Finland Jr.	35	—	—	—	—	3.03	—	—	—	—	—	—	—
2018-19	Kiekko-Vantaa	Finland-2	13	—	—	—	—	2.92	—	—	—	—	—	—	—
	Jokerit U20	Finland-Jr.	1	—	—	—	—	9.00	—	—	—	—	—	—	—
<b>Finland-2 Totals (1 season)</b>			<b>13</b>	<b>—</b>	<b>—</b>	<b>—</b>	<b>—</b>	<b>2.92</b>	<b>—</b>	<b>—</b>	<b>—</b>	<b>—</b>	<b>—</b>	<b>—</b>	<b>—</b>

• June 24, 2017—Selected by the Carolina Hurricanes in the 2017 NHL Draft. Fourth round, 104th overall.



## LUKE MARTIN

**Defenseman • Shoots Right**  
**6'2" • 221 lbs.**  
**9/20/98 • St. Louis, Mo.**

**Acquired: 2017 NHL Draft**  
**2018-19 Team: Michigan (Big Ten)**  
**Drafted: Carolina 2017 (2-52)**

### CAREER

Selected by the Hurricanes in the second round, 52nd overall, in the 2017 NHL Draft... Represented the United States at the 2014 World U17 Hockey Challenge and the 2016 U18 World Championship... Recorded five points (1g, 4a) in six games at the 2014 World U17 Hockey Challenge and helped Team USA earn a silver medal... Tallied four assists in seven games at the 2016 U18 World Championship, helping the United States win bronze... **2014-15:** Split the season between Team USA (USHL) and the U.S. National U17 Team in USA Hockey's National Team Development Program (USDP)... Recorded seven points (1g, 6a) in 34 games with Team USA... Earned an assist in his USHL debut vs. Muskegon (9/26)... Recorded two points (1g, 1a), including his first career USHL goal at Fargo (3/14)... Registered 13 points (2g, 11a) in 52 games with the U.S. National U17 Team... **2015-16:** Split the season between Team USA (USHL) and the U.S. National U18 Team (USDP)... Earned seven points (3g, 4a) in 25 games with Team USA... Recorded 20 points (4g, 16a) in 63 games with the U.S. National U18 Team... **2016-17:** Earned seven points (1g, 6a) as a freshman at the University of Michigan (Big Ten)... Appeared in all 35 games...

Led the team in blocked shots (76) and tied for the team lead in plus/minus (+2)... Made his NCAA debut vs. Union (10/7)... Recorded his first collegiate point with an assist at Arizona State (11/4)... Scored his first career goal vs. Wisconsin (12/9)... **2017-18:** Registered eight points (1g, 7a) in 40 games with Michigan... Named to the Big Ten All-Academic Team... Played in all 40 games... Ranked tied for first among Michigan defensemen in plus/minus (+16)... Led the team in blocked shots (67) for the second consecutive season... Earned his first point of the season with an assist vs. Vermont (10/20)... Scored a goal vs. Minnesota (11/11)... Recorded his first career multi-point game with two assists at Wisconsin (11/18)... **2018-19:** Registered six assists in 28 NCAA games during his junior season at Michigan... Served as an alternate captain for the Wolverines... Named to the Big Ten All-Academic Team for the second straight season... Posted two assists vs. Merrimack (1/8)... Played 100th career collegiate game vs. Penn State (1/26).

### CAREER STATS

YEAR	TEAM	LEAGUE	REGULAR SEASON						PLAYOFFS				
			GP	G	A	P	PIM	GP	G	A	P	PIM	
2014-15	Team USA	USHL	34	1	6	7	28	—	—	—	—	—	—
	USA U17	USDP	52	2	11	13	38	—	—	—	—	—	—
	USA U17	U17 WHC	6	1	4	5	6	—	—	—	—	—	—
2015-16	Team USA	USHL	25	3	4	7	20	—	—	—	—	—	—
	USA U18	USDP	63	4	16	20	32	—	—	—	—	—	—
	USA U18	U18 WJC	7	0	4	4	0	—	—	—	—	—	—
2016-17	Michigan	Big Ten	35	1	6	7	12	—	—	—	—	—	—
2017-18	Michigan	Big Ten	40	1	7	8	20	—	—	—	—	—	—
2018-19	Michigan	Big Ten	28	0	6	6	18	—	—	—	—	—	—
<b>NCAA Totals (3 seasons)</b>			<b>103</b>	<b>2</b>	<b>19</b>	<b>21</b>	<b>50</b>	<b>—</b>	<b>—</b>	<b>—</b>	<b>—</b>	<b>—</b>	<b>—</b>

• June 24, 2017—Selected by the Carolina Hurricanes in the 2017 NHL Draft. Second round, 52nd overall.



# STELIO MATTHEOS

**Right Wing • Shoots Right**  
**6'1" • 196 lbs.**  
**6/14/99 • Winnipeg, Man.**

**Acquired: 2017 NHL Draft**  
**2018-19 Teams: Charlotte (AHL), Brandon (WHL)**  
**Drafted: Carolina 2017 (3-73)**

**CAREER**


Selected by the Hurricanes in the third round, 73rd overall, in the 2017 NHL Draft... Represented Canada at the 2015 World U17 Hockey Challenge, recording four points (2g, 2a) in five games... Scored one goal in four games with Canada at the 2016 Ivan Hlinka Memorial Cup... Scored four goals in five games with Team Canada at the 2017 U18 World Championship and was named one of Canada's top-three players... **2014-15:** Scored a goal in his Western Hockey League (WHL) debut with the Brandon Wheat Kings vs. Moose Jaw (3/21)... Played in nine playoff games with Brandon... Scored his first NHL playoff goal at Regina (4/14)... **2015-16:** Earned 30 points (13g, 17a) in 50 games with the Wheat Kings... Led Brandon rookies in goals, assists and points... Tallied seven points (4g, 3a) in 21 playoff games as Brandon captured the 2016 Ed Chynoweth Trophy as WHL champions... Led Brandon rookies in playoff goals, assists and points... Skated in three games at the 2016 Memorial Cup and scored a goal at London (5/23)... **2016-17:** Recorded 61 points (26g, 35a) in 69 games with the Wheat Kings... Led the team in power-play goals, ranked tied for second in assists and fourth in goals and points... Ranked tied for sixth in the WHL in power-play goals and his 15 power-play goals marked the most by a Wheat Kings player since 2011-12... Earned a career-high four points (1g, 3a) vs. Medicine Hat (1/21)... Earned five points (1g, 4a) in four games during the 2017 WHL playoffs... Led Brandon in playoff points and assists... Recorded a point in all four games... **2017-18:** Registered 90 points (43g, 47a) in 68 games with Brandon (WHL)... Recorded career highs in goals, assists, points, penalty minutes (81), power-play goals (16) and game-winning goals (10)... Ranked tied for second in the WHL in game-winning goals and tied for eighth in power-play goals and shorthanded goals (4)... Ranked second among Brandon skaters in goals, assists and points... Posted 29 multi-point games, including nine multi-goal games... Scored two goals in Brandon's season-opening win vs. Regina (9/22)... Began the season on a six-game point streak (9/22-10/7: 7g, 5a)... Earned three assists vs. Prince Albert

(10/15)... Tied his career high with four points (1g, 3a) vs. Kelowna (12/9)... Named the CHL and WHL Player of the Week (12/11)... Earned a season-long 11-game point streak from 12/2-12/31 (9g, 11a) and tallied a point in 19 of 20 games from 11/11-12/31 (18g, 15a)... Named Brandon's Player of the Month for December... Earned his first career hat trick and added an assist (3g, 1a) vs. Red Deer (2/3)... Posted three assists at Calgary (2/25)... Registered 12 points (6g, 6a) in 11 WHL playoff games as the Wheat Kings fell to the Lethbridge Hurricanes in five games in the second round... Ranked tied for first on the team in goals, third in points and tied for third in assists during the playoffs... Registered a WHL playoff career high with four points (1g, 3a) in Game 3 vs. Lethbridge (4/10)... **2018-19:** Posted 96 points (44g, 52a) in 65 WHL games with Brandon... Led the Wheat Kings in goals, assists, points and power-play goals (18)... Finished tied for second in the WHL in power-play goals, fourth in goals and sixth in points... Registered 30 multi-point games and was held without a point in just 15 games... Opened the season with a nine-game point streak from 9/21-10/19 (11g, 7a), including eight straight multi-point games from 9/22-10/19... Recorded 100th career WHL assist at Moose Jaw (9/22)... Scored a hat trick, including 200th career WHL point vs. Everett (10/19)... Played 200th career WHL game at Kootenay (10/24)... Scored 100th career WHL goal vs. Red Deer (11/9)... Scored a hat trick and added an assist vs. Saskatoon (12/15)... Scored a hat trick and added an assist vs. Prince Albert (2/16)... Signed entry-level contract and joined Charlotte (AHL) for the remainder of the season on an ATO (3/21)... Made AHL debut vs. Hartford (3/23)... Posted first career AHL point with a goal at Hartford (3/29)... Added four points (3g, 1a) in 14 AHL playoff games as Charlotte captured their first Calder Cup Championship... Made AHL playoff debut in Game 1 at Providence (4/20)... Recorded first career AHL playoff point with a goal in Game 1 vs. Hershey (5/3)... Scored the game-winning goal in Game 3 at Hershey (5/7).

**CAREER STATS**

YEAR	TEAM	LEAGUE	REGULAR SEASON					PLAYOFFS				
			GP	G	A	P	PIM	GP	G	A	P	PIM
2014-15	Brandon	WHL	1	1	0	1	0	9	1	0	1	0
2015-16	Brandon	WHL	50	13	17	30	10	21	4	3	7	10
2016-17	Brandon	WHL	69	26	35	61	59	4	1	4	5	8
2017-18	Brandon	WHL	68	43	47	90	81	11	6	6	12	12
2018-19	Charlotte	AHL	11	2	1	3	2	14	3	1	4	2
	Brandon	WHL	65	44	52	96	77	-	-	-	-	-
<b>AHL Totals (1 season)</b>			<b>11</b>	<b>2</b>	<b>1</b>	<b>3</b>	<b>2</b>	<b>14</b>	<b>3</b>	<b>1</b>	<b>4</b>	<b>2</b>

- June 24, 2017—Selected by the Carolina Hurricanes in the 2017 NHL Draft. Third round, 73rd overall.
- March 21, 2019 — Signed a three-year, entry-level contract with the Carolina Hurricanes.



# BLAKE MURRAY

**Center • Shoots Left**  
**6'2" • 186 lbs.**  
**7/5/01 • Uxbridge, Ont.**

**Acquired: 2019 NHL Draft**  
**2018-19 Team: Sudbury (OHL)**  
**Drafted: Carolina 2019 (6-183)**

**CAREER**

Selected by the Hurricanes in the sixth round, 183rd overall, in the 2019 NHL Draft... **2017-18:** Posted 44 points (21g, 23a) in 57 OHL games with Sudbury... Led team in goals, points and power-play goals (9)... Made OHL debut vs. Oshawa (9/22)... Registered a hat trick for his first three career OHL goals at North Bay (9/27)... Tallied three points (2g, 1a) at Ottawa (12/10)... Posted a nine-game point streak from 1/11-1/28 (4g, 7a)... Recorded three points (1g, 2a) vs. Hamilton (2/17)... Registered a five-game point streak from 3/8-3/17 (3g, 4a)... **2018-19:** Tallied 50 points (30g, 20a) in 66 OHL games with Sudbury...

Led team in goals... Posted 14 multi-point games... Scored a hat trick at North Bay (11/16)... Recorded three points (2g, 1a) vs. Mississauga (12/2)... Scored a goal in 100th career OHL game vs. Sault Ste. Marie (1/20)... Registered three points (1g, 2a) vs. Peterborough (1/25)... Scored a hat trick vs. Flint (2/8)... Tallied five points (4g, 1a) in eight playoff games, including two game-winning goals... Scored a goal in OHL playoff debut vs. Mississauga (3/22)... Posted two points at Mississauga (3/24).

**CAREER STATS**

YEAR	TEAM	LEAGUE	REGULAR SEASON					PLAYOFFS				
			GP	G	A	P	PIM	GP	G	A	P	PIM
2017-18	Sudbury	OHL	57	21	23	44	8	-	-	-	-	-
2018-19	Sudbury	OHL	66	30	20	50	48	8	4	1	5	2
<b>OHL Totals (2 seasons)</b>			<b>123</b>	<b>51</b>	<b>43</b>	<b>94</b>	<b>56</b>	<b>8</b>	<b>4</b>	<b>1</b>	<b>5</b>	<b>2</b>

- June 22, 2019—Selected by the Carolina Hurricanes in the 2019 NHL Draft. Sixth round, 183rd overall.





## CHASE PRISKIE

**Defenseman • Shoots Right**  
**5'10" • 185 lbs.**  
**3/19/96 • Pembroke Pines, Fla.**

**Acquired: 8/17/19, Signed as a free agent**  
**2018-19 Team: Quinnipiac (ECAC)**  
**Drafted: Washington 2016 (6-177)**

### CAREER

Selected by the Capitals in the sixth round, 177th overall, of the 2016 NHL Draft... Did not sign with the Capitals, becoming a free agent... Signed with the Hurricanes on 8/17/19... **2013-14:** Skated in three USHL games with Fargo, recording one assist... Made USHL debut and posted an assist vs. Sioux City (12/28)... **2014-15:** Registered 20 points (6g, 14a) in 57 BCHL games with Salmon Arm... Made BCHL debut at Langley (9/19)... Recorded first career BCHL assist vs. Surrey (9/21)... Scored first career BCHL goal vs. Penticton (10/4)... Posted a four-game point streak from 10/4-10/10 (2g, 2a)... Tallied two points (1g, 1a) vs. West Kelowna (10/31)... Scored two goals at Trail (2/11)... **2015-16:** Posted 26 points (4g, 22a) in 43 NCAA games during his freshman season at Quinnipiac... Finished tied for second among Division I rookie defensemen in assists and tied for third in points... Led Bobcats freshmen in assists and points... Assessed just one minor penalty while playing in all 43 games for Quinnipiac... ECAC Champion... Named to ECAC All-Rookie Team and ECAC Hockey All-Academic Team... Opened the season with a five-game point/assist streak from 10/9-10/23 (1g, 5a)... Recorded an assist in collegiate debut at Holy Cross (10/9)... Scored first collegiate goal vs. Maine (10/20)... Posted three assists at Cornell (11/7)... Tallied a four-game assist streak from 11/7-11/17 (6a)... Registered a four-game assist streak from 12/12-1/2 (4a)... Recorded two assists at RPI (2/19)... Posted three points (2g, 1a) vs. Cornell (3/12)... **2016-17:** Recorded 26 points (7g, 19a) in 38 NCAA games during his sophomore season at Quinnipiac... Finished second on the team in assists and third in points... Led the Bobcats in power-play assists (15) and power-play points (20)... Named to ECAC Hockey Third Team and ECAC Hockey All-Academic Team... Posted two assists at Maine (10/14)... Registered three assists vs. Dartmouth (11/11)... Scored two goals vs. Arizona State (1/27)... Recorded three points (2g, 1a) at Yale (2/4)... Tallied two assists

at RPI (2/18)... **2017-18:** Posted 25 points (11g, 14a) in 37 NCAA games during his junior season at Quinnipiac... Served as captain of the Bobcats... Finished tied for third among Division I defensemen in goals... Led Bobcats with eight power-play goals... Finished third on the team in goals, assists and points... Named to ECAC Hockey Second Team and ECAC Hockey All-Academic Team... Scored two goals at Northeastern (10/21)... Tallied two points (1g, 1a) at RPI (11/10)... Recorded two points (1g, 1a) vs. Brown (11/17)... Played 100th career collegiate game at Colgate (1/5)... Posted two points (1g, 1a) at Harvard (1/13)... Registered two points (1g, 1a) at Arizona State (1/20)... Tallied a four-game assist streak from 2/2-2/10 (4a)... Scored a goal in four straight games from 2/23-3/3 (4g)... **2018-19:** Registered 39 points (17g, 22a) in 36 NCAA games during his senior season at Quinnipiac... Served as captain of the Bobcats... Set collegiate career highs in goals, assists and points... Led all Division I defensemen in goals... Set a program record for career goals by a defenseman (39)... Tied for first among all Division I skaters in power-play goals (10)... Led the team in goals and finished second in points... Named a Top 10 Finalist for the Hobey Baker Award... Named to ECAC Hockey First Team and ECAC Hockey All-Academic Team... Named a Finalist for ECAC Hockey Defensive Defenseman of the Year... Recorded a six-game goal/point streak from 10/19-11/9 (6g, 4a)... Tallied two assists at Colgate (11/17)... Posted two assists at Maine (11/23)... Registered a six-game point streak from 11/30-1/4 (4g, 5a)... Scored two goals at Princeton (12/1)... Recorded two assists, including 100th career collegiate point vs. Colgate (12/29)... Posted two assists vs. Colgate (1/4)... Tallied a six-game point/assist streak from 1/19-2/9 (1g, 7a)... Registered three points (1g, 2a) at St. Lawrence (2/2)... Scored two goals vs. Clarkson (2/23).

### CAREER STATS

YEAR	TEAM	LEAGUE	REGULAR SEASON					PLAYOFFS				
			GP	G	A	P	PIM	GP	G	A	P	PIM
2013-14	Fargo	USHL	3	0	1	1	0	-	-	-	-	-
2014-15	Salmon Arm	BCHL	57	6	14	20	18	-	-	-	-	-
2015-16	Quinnipiac	ECAC	43	4	22	26	2	-	-	-	-	-
2016-17	Quinnipiac	ECAC	38	7	19	26	16	-	-	-	-	-
2017-18	Quinnipiac	ECAC	37	11	14	25	10	-	-	-	-	-
2018-19	Quinnipiac	ECAC	36	17	22	39	23	-	-	-	-	-
<b>NCAA Totals (4 seasons)</b>			<b>154</b>	<b>39</b>	<b>77</b>	<b>116</b>	<b>51</b>	-	-	-	-	-

- June 25, 2016—Selected by the Washington Capitals in the 2016 NHL Draft. Sixth round, 177th overall.
- August 17, 2019—Signed by the Carolina Hurricanes as a free agent.



# JACOB PRITCHARD

**Left Wing • Shoots Left**  
**6'0" • 202 lbs.**  
**4/9/95 • Macomb, Mich.**

**Acquired: 4/17/19, Signed as a free agent**  
**2018-19 Team: UMass (Hockey East)**  
**Drafted: Undrafted**

**CAREER**

Signed by the Hurricanes as a free agent on 4/17/19... Registered 110 points (43g, 67a) in 137 career collegiate games with St. Lawrence and UMass... **2011-12:** Skated in a pair of USHL games for Youngstown... Made his USHL debut vs. Green Bay (4/13)... **2012-13:** Played four USHL games for the U.S. National Team Development Program... **2013-14:** Registered 36 points (14g, 22a) in 49 USHL games with Indiana... Recorded first career USHL points with a goal and an assist at Team USA (10/3)... Posted three points (2g, 1a) vs. Team USA (10/4)... Registered three points (2g, 1a) at Des Moines (1/24)... Posted a six-game point streak from 3/14-3/28 (3g, 5a)... Scored two goals at Green Bay (3/14)... Recorded four points (1g, 3a) vs. Dubuque (4/2)... Added four points (1g, 3a) in 12 playoff games as Indiana won the Clark Cup Championship... **2014-15:** Posted 76 points (39g, 37a) in 54 BCHL games with Powell River... Finished third in the league in goals and fifth in points... Scored a hat trick vs. Chilliwack (11/14)... Registered an 11-game point streak from 12/18-1/10 (5g, 11a)... Scored hat tricks in back-to-back games vs. Langley (2/6) and vs. Penticton (2/7)... Recorded his fourth hat trick of the season vs. Alberni Valley (2/27)... Added 15 points (8g, 7a) in 13 playoff games... Led team in goals and points during playoffs... Scored the game-winning goal in three of Powell River's seven postseason wins... Posted a six-game playoff point streak from 3/8-3/17 (5g, 3a)... **2015-16:** Registered 21 points (9g, 12a) in 34 NCAA games during his first season at St. Lawrence... Finished tied for fourth on the team in goals, assists and points... Made collegiate debut vs. Niagara (10/9)... Recorded first career collegiate point with an assist at New Hampshire (10/16)... Scored first career collegiate goal vs. Miami (10/24)... Finished the season on a 13-game point streak from 1/29-3/18 (7g, 9a)... Scored a goal in three straight games from 2/27-3/12 (3g)... **2016-17:** Posted 22 points (9g, 13a) in 33 NCAA games

during his second season at St. Lawrence... Finished tied for third on the team in goals and fifth in assists and points... Opened the season with a six-game point streak from 10/6-10/22 (2g, 5a)... Scored first career collegiate game-winning goal at Penn State (10/7)... Posted three points (2g, 1a) vs. Dartmouth (12/3)... **2017-18:** Recorded 20 points (9g, 11a) in 29 NCAA games during his third and final season at St. Lawrence... Finished tied for second on the team in points and third in goals and assists... Named to ECAC Hockey All-Academic Team... Recorded three points (2g, 1a) at Wisconsin (10/28)... Scored a goal in four straight games from 11/11-12/8 (4g)... Registered a six-game point streak from 11/11-12/29 (5g, 2a)... **2018-19:** Joined UMass as a graduate transfer and posted 47 points (16g, 31a) in 41 NCAA games... Led all Division I skaters in power-play points (26)... Ranked tied for fifth in Division I in points and tied for fourth in assists... Registered 15 multi-point games... Played in every game for the Minutemen, who advanced to the National Championship game for the first time in program history... Named Hockey East Second Team All-Star... Opened the season with a three-point game (1g, 2a) vs. RPI (10/12)... Played 100th career collegiate game at Ohio State (10/20)... Scored a goal in three straight games from 10/26-11/3 (3g, 2a)... Posted three points (1g, 2a) vs. New Hampshire (11/18)... Tallied three assists vs. Yale (12/11)... Registered three points (1g, 2a) at American International (1/5)... Recorded three points (1g, 2a) vs. Northeastern (1/18)... Posted a six-game point streak from 1/18-2/8 (4g, 6a)... Registered two points (1g, 1a) to reach 100 career collegiate points at Boston College (2/16)... Tallied back-to-back three-point games (1g, 2a each) in Hockey East Quarterfinal sweep vs. New Hampshire (3/15-3/16)... Registered two assists in National Semifinal win vs. Denver (4/11).

**CAREER STATS**

YEAR	TEAM	LEAGUE	REGULAR SEASON					PLAYOFFS				
			GP	G	A	P	PIM	GP	G	A	P	PIM
2011-12	Youngstown	USHL	2	0	0	0	2	-	-	-	-	-
2012-13	USNTDP Juniors	USHL	4	0	0	0	2	-	-	-	-	-
2013-14	Indiana	USHL	49	14	22	36	14	12	1	3	4	4
2014-15	Powell River	BCHL	54	39	37	76	51	13	8	7	15	10
2015-16	St. Lawrence	ECAC	34	9	12	21	10	-	-	-	-	-
2016-17	St. Lawrence	ECAC	33	9	13	22	16	-	-	-	-	-
2017-18	St. Lawrence	ECAC	29	9	11	20	27	-	-	-	-	-
2018-19	UMass	Hockey East	41	16	31	47	8	-	-	-	-	-
<b>NCAA Totals (4 seasons)</b>			<b>137</b>	<b>43</b>	<b>67</b>	<b>110</b>	<b>61</b>	-	-	-	-	-

• April 17, 2019—Signed by the Carolina Hurricanes as a free agent.



# PATRIK PUISTOLA

**Right Wing • Shoots Right**  
**6'0" • 174 lbs.**  
**1/11/01 • Tampere, Finland**

**Acquired: 2019 NHL Draft**  
**2018-19 Teams: Tappara (Finland), LeKi (Finland-2), Tappara U20 (Finland-Jr.)**  
**Drafted: Carolina 2019 (3-73)**

**CAREER**

Selected by the Hurricanes in the third round, 73rd overall, in the 2019 NHL Draft... Represented Finland at the 2019 IIHF Under-18 World Championship... **2017-18:** Registered 29 points (15g, 14a) in 50 Jr. A SM-liiga games with Tappara U20... Added five points (3g, 2a) in nine playoff games... **2018-19:** Tallied

22 points (11g, 11a) in 25 Jr. A SM-liiga games with Tappara U20... Made Mestis debut and registered 26 points (15g, 11a) in 22 games with LeKi... Skated in 16 Liiga games with Tappara, recording one assist... Made Liiga debut vs. TPS (10/30)... Recorded first career Liiga point with an assist at Pelicans (11/29).

**CAREER STATS**

YEAR	TEAM	LEAGUE	REGULAR SEASON					PLAYOFFS				
			GP	G	A	P	PIM	GP	G	A	P	PIM
2017-18	Tappara U20	Finland-Jr.	50	15	14	29	12	9	3	2	5	4
2018-19	Tappara	Finland	16	0	1	1	0	-	-	-	-	-
	LeKi	Finland-2	22	15	11	26	2	8	3	4	7	2
	Tappara U20	Finland-Jr.	25	11	11	22	18	-	-	-	-	-
<b>Finland Totals (1 season)</b>			<b>16</b>	<b>0</b>	<b>1</b>	<b>1</b>	<b>0</b>	-	-	-	-	-

• June 22, 2019—Selected by the Carolina Hurricanes in the 2019 NHL Draft. Third round, 73rd overall.

# IN THE SYSTEM



## VILLE RASANEN

**Defenseman • Shoots Left**  
**6'2" • 167 lbs.**  
**10/8/98 • Ylamyly, Finland**

**Acquired: 2017 NHL Draft**  
**2018-19 Teams: Lincoln/Chicago (USHL)**  
**Drafted: Carolina 2017 (7-197)**

### CAREER

Selected by the Hurricanes in the seventh round, 197th overall, in the 2017 NHL Draft... **2015-16:** Split the season between Jokipojat's U18 team and Jokipojat's junior team... Recorded 11 points (3g, 8a) in 18 games in his first season with Jokipojat Jr... **2016-17:** Split the season between Jokipojat and Jokipojat's junior team... Scored one goal and earned five assists (6 points) in 21 games with Jokipojat in the Mestis, a semi-professional league in Finland... Scored nine goals and earned nine assists (18 points) in 22 games with Jokipojat's junior team... Appeared in one playoff game with Jokipojat Jr. and tallied one assist in three Mestis playoff games with Jokipojat... **2017-18:** Split the season between three

teams in three levels of professional hockey in Finland... Played four games for Mikkelin Jukurit of SM-liiga, Finland's top professional league... Recorded three points (1g, 2a) for Rovaniemen Kiekko of Mestis, the second-highest hockey league in Finland... Tallied six assists in 28 games for Jukurit's junior team... **2018-19:** Played 50 games in his first USHL season split between Lincoln and Chicago, registering five points (1g, 4a)... Began the season with Lincoln... Made USHL debut vs. Chicago (9/27)... Traded to Chicago (11/15)... Recorded first career USHL point with an assist vs. Team USA (12/29)... Scored first career USHL goal vs. Sioux Falls (3/8)... Skated in six USHL playoff games.

### CAREER STATS

YEAR	TEAM	LEAGUE	REGULAR SEASON					PLAYOFFS				
			GP	G	A	P	PIM	GP	G	A	P	PIM
2015-16	Jokipojat Jr.	Finland Jr.	18	3	8	11	8	—	—	—	—	—
2016-17	Jokipojat	Mestis	21	1	5	6	6	3	0	1	1	0
	Jokipojat Jr.	Finland Jr.	22	9	9	18	10	1	0	0	0	0
2017-18	Jukurit	SM-liiga	4	0	0	0	0	—	—	—	—	—
	RoKi	Mestis	9	1	2	3	0	—	—	—	—	—
	Jukurit Jr.	Jr. SM-liiga	28	0	6	6	14	—	—	—	—	—
2018-19	Lincoln	USHL	8	0	0	0	0	—	—	—	—	—
	Chicago	USHL	42	1	4	5	2	6	0	0	0	0
<b>USHL Totals (1 season)</b>			<b>50</b>	<b>1</b>	<b>4</b>	<b>5</b>	<b>2</b>	<b>6</b>	<b>0</b>	<b>0</b>	<b>0</b>	<b>0</b>

• June 24, 2017—Selected by the Carolina Hurricanes in the 2017 NHL Draft. Seventh round, 197th overall.



## JAMIESON REES

**Center • Shoots Left**  
**5'10" • 182 lbs**  
**2/26/01 • Hamilton, Ont.**

**Acquired: 2019 NHL Draft**  
**2018-19 Teams: Sarnia (OHL)**  
**Drafted: Carolina 2019 (2-44)**

### CAREER

Selected by the Hurricanes in the second round, 44th overall, in the 2019 NHL Draft... Recorded eight points (2g, 6a) in seven games for Canada at the 2019 IIHF Under-18 World Championship... **2017-18:** Registered 20 points (5g, 15a) in 46 OHL games with Sarnia... Led all team rookies in assists and points... Posted an assist in OHL debut vs. Barrie (10/6)... Tallied a five-game point streak from 10/19-10/29 (2g, 4a)... Recorded two assists at North Bay (10/19)... Registered three points (1g, 2a) at Barrie (10/21)... Skated in six OHL playoff games with one assist... Made OHL playoff debut in Game 1 vs.

Windsor (3/23)... Tallied first career OHL playoff point with an assist in Game 6 at Windsor (4/1)... **2018-19:** Posted 32 points (10g, 22a) in 37 OHL games with Sarnia... Recorded two assists vs. Sault Ste. Marie (9/29)... Tallied two assists at Windsor (12/6)... Registered a six-game point streak from 12/8-12/30 (5g, 5a)... Posted two assists vs. Erie (1/18)... Recorded a six-game point streak from 1/18-1/31 (1g, 7a)... Tallied two assists at Barrie (1/31)... Skated in four OHL playoff games.

### CAREER STATS

YEAR	TEAM	LEAGUE	REGULAR SEASON					PLAYOFFS				
			GP	G	A	P	PIM	GP	G	A	P	PIM
2017-18	Sarnia	OHL	46	5	15	20	14	6	0	1	1	11
2018-19	Sarnia	OHL	37	10	22	32	38	4	0	0	0	4
<b>OHL Totals (2 seasons)</b>			<b>83</b>	<b>15</b>	<b>37</b>	<b>52</b>	<b>52</b>	<b>10</b>	<b>0</b>	<b>1</b>	<b>1</b>	<b>15</b>

• June 22, 2019—Selected by the Carolina Hurricanes in the 2019 NHL Draft. Second round, 44th overall.



# MASSIMO RIZZO

**Center • Shoots Left**  
**5'10" • 175 lbs.**  
**6/13/01 • Burnaby, B.C.**

**Acquired: 2019 NHL Draft**  
**2018-19 Team: Penticton (BCHL)**  
**Drafted: Carolina 2019 (7-216)**

## CAREER

Selected by the Hurricanes in the seventh round, 216th overall, in the 2019 NHL Draft... Committed to play college hockey at North Dakota... **2016-17:** Skated in three BCHL games with Penticton... Made BCHL debut vs. Langley (10/12)... Played seven BCHL playoff games, recording one goal... Made BCHL playoff debut vs. Merritt (3/23)... Scored first career BCHL playoff goal vs. Chilliwack (4/18)... **2017-18:** Registered 39 points (13g, 26a) in 50 BCHL games with Penticton... Finished fourth on the team in assists and points and fifth in goals... Posted two assists vs. Vernon (10/6)... Tallied five assists at West Kelowna (11/17)... Recorded three points (1g, 2a) vs. Wenatchee (1/6)... Registered three points (2g, 1a) at Cowichan Valley (1/27)... Posted two assists at Coquitlam (2/16)... Added 10 points (4g, 6a) in 11 BCHL playoff games... Tallied four points (2g, 2a) vs. Coquitlam (3/3)... Scored two goals at

Trail (3/24)... **2018-19:** Posted 40 points (11g, 29a) in 37 BCHL games with Penticton... Served as the Veves' captain... Missed 21 games due to injury... Recorded a five-game assist streak from 11/2-11/10 (8a)... Registered three straight two-assist games from 11/7-11/10... Posted a five-game point streak from 11/14-11/24 (3g, 3a)... Scored two goals at Salmon Arm (1/6)... Tallied two assists vs. Powell River (1/11)... Recorded three points (2g, 1a) vs. Nanaimo (1/12)... Registered two assists at Powell River (1/25)... Posted two assists at Vernon (2/9)... Tallied two assists vs. Langley (2/16)... Recorded six points (3g, 3a) in six BCHL playoff games... Registered four points (2g, 2a) vs. Cowichan Valley (3/9)... Traded to Coquitlam (6/1).

## CAREER STATS

YEAR	TEAM	LEAGUE	REGULAR SEASON					PLAYOFFS				
			GP	G	A	P	PIM	GP	G	A	P	PIM
2016-17	Penticton	BCHL	3	0	0	0	0	7	1	0	1	0
2017-18	Penticton	BCHL	50	13	26	39	20	11	4	6	10	6
2018-19	Penticton	BCHL	37	11	29	40	24	6	3	3	6	2
<b>BCHL Totals (3 seasons)</b>			<b>90</b>	<b>24</b>	<b>55</b>	<b>79</b>	<b>44</b>	<b>24</b>	<b>8</b>	<b>9</b>	<b>17</b>	<b>8</b>

• June 22, 2019—Selected by the Carolina Hurricanes in the 2019 NHL Draft. Seventh round, 216th overall.



# JESPER SELLGREN

**Defenseman • Shoots Left**  
**5'11" • 182 lbs.**  
**6/11/98 • Ornskoldsvik, Sweden**

**Acquired: 2018 NHL Draft**  
**2018-19 Teams: Charlotte (AHL), Lulea HF (Sweden)**  
**Drafted: Carolina 2018 (6-166)**

## CAREER

Selected by the Hurricanes in the sixth round, 166th overall, in the 2018 NHL Draft... Represented Sweden at the IIHF U18 World Championship, playing seven games with one assist and winning silver... Represented Sweden at the 2018 IIHF World Junior Championship, winning a silver medal... **2014-15:** Skated in 10 games with Modo U20 in Sweden's top junior league, SuperElit, tallying four assists... Spent the rest of the season with Modo U18... **2015-16:** Played 43 games with Modo U20, posting 12 points (1g, 11a)... Appeared in two playoff games... **2016-17:** Spent the majority of the season with Modo's senior team in Sweden's second division (Allsvenskan), earning 10 points (5g, 5a) in 50 games... Averaged 18:14 of ice time... Led team defensemen in goals (5)... Also skated in three SuperElit regular season games and six playoff games with Modo U20, who won the SuperElit title... **2017-18:** Skated in 43 games with

Modo (Allsvenskan), registering 12 points (3g, 9a)... Finished second on the team in average time on ice (19:47) and tied for second in plus/minus rating (+8)... Played six SuperElit playoff games with Modo U20, posting two assists... Signed a contract with Lulea HF (SHL) on 3/28... **2018-19:** Played 52 SHL games in the regular season with Lulea HF, registering 15 points (3g, 12a)... Added six points (3g, 3a) in 10 SHL playoff games... Signed AHL PTO with Charlotte (5/5)... Tallied four points (3g, 1a) in 11 AHL playoff games as Charlotte captured their first Calder Cup Championship... Made AHL playoff debut in Game 3 at Hershey (5/7)... Recorded first career AHL playoff point with a goal in Game 2 of Eastern Conference Finals vs. Toronto (5/18).

## CAREER STATS

YEAR	TEAM	LEAGUE	REGULAR SEASON					PLAYOFFS				
			GP	G	A	P	PIM	GP	G	A	P	PIM
2014-15	Modo U20	Sweden-Jr.	10	0	4	4	2	—	—	—	—	—
2015-16	Modo U20	Sweden-Jr.	43	1	11	12	8	2	0	0	0	0
2016-17	Modo	Allsvenskan	50	5	5	10	8	—	—	—	—	—
	Modo U20	Sweden-Jr.	3	1	0	1	0	6	0	2	2	0
2017-18	Modo	Allsvenskan	43	3	9	12	8	—	—	—	—	—
	Modo U20	Sweden-Jr.	—	—	—	—	—	6	0	2	2	2
2018-19	Charlotte	AHL	—	—	—	—	—	11	3	1	4	4
	Lulea HF	Sweden	52	3	12	15	10	10	3	3	6	6
<b>AHL Totals (1 season)</b>			<b>—</b>	<b>—</b>	<b>—</b>	<b>—</b>	<b>—</b>	<b>11</b>	<b>3</b>	<b>1</b>	<b>4</b>	<b>4</b>

• June 23, 2018—Selected by the Carolina Hurricanes in the 2018 NHL Draft. Sixth round, 166th overall.  
 • May 28, 2019 — Signed a three-year, entry-level contract with the Carolina Hurricanes.



# IN THE SYSTEM



## KIRILL SLEPETS

**Left Wing • Shoots Left**  
**5'10" • 165 lbs.**  
**4/6/99 • Khabarovsk, Russia**

**Acquired: 2019 NHL Draft**  
**2018-19 Teams: Lokomotiv (KHL), Lada Togliatti (Russia-2), Loko Yaroslavl (Russia-Jr.)**  
**Drafted: Carolina 2019 (5-152)**

### CAREER

Selected by the Hurricanes in the fifth round, 152nd overall, in the 2019 NHL Draft... Represented Russia at the 2017 IIHF U-18 World Championship and the 2019 IIHF World Junior Championship, winning bronze at both tournaments... **2015-16:** Posted 16 points (12g, 4a) in 26 MHL games with Team Russia U18... Skated in three MHL playoff games... **2016-17:** Skated in 41 MHL games with Loko Yaroslavl, posting 18 points (8g, 10a)... Added three assists in four MHL playoff games... **2017-18:** Registered 33 points (19g, 14a) in 49 MHL games with Loko Yaroslavl... Added eight points (2g, 6a) in 16 MHL playoff games...

Made VHL debut, skating in four games with HK Ryazan... **2018-19:** Skated in 10 KHL games with Lokomotiv Yaroslavl, recording one goal... Made KHL debut vs. Severstal (9/15)... Scored first career KHL goal at Admiral (1/13)... Posted three assists in six VHL games with Lada Togliatti... Registered 18 points (12g, 6a) in 17 MHL games with Loko Yaroslavl... Added 10 points (4g, 6a) in 17 MHL playoff games.

### CAREER STATS

YEAR	TEAM	LEAGUE	REGULAR SEASON					PLAYOFFS				
			GP	G	A	P	PIM	GP	G	A	P	PIM
2015-16	Team Russia U18	Russia-Jr.	26	12	4	16	10	3	0	0	0	0
2016-17	Loko Yaroslavl	Russia-Jr.	41	8	10	18	16	4	0	3	3	2
2017-18	HK Ryazan	Russia-2	4	0	0	0	2	—	—	—	—	—
	Loko Yaroslavl	Russia-Jr.	49	19	14	33	22	16	2	6	8	2
2018-19	Lokomotiv Yaroslavl	KHL	10	1	0	1	2	—	—	—	—	—
	Lada Togliatti	Russia-2	6	0	3	3	0	—	—	—	—	—
	Loko Yaroslavl	Russia-Jr.	17	12	6	18	6	17	4	6	10	10
<b>KHL Totals (1 season)</b>			<b>10</b>	<b>1</b>	<b>0</b>	<b>1</b>	<b>2</b>	—	—	—	—	—

• June 22, 2019—Selected by the Carolina Hurricanes in the 2019 NHL Draft. Fifth round, 152nd overall.



## SPENCER SMALLMAN

**Right Wing • Shoots Right**  
**6'1" • 201 lbs.**  
**9/9/96 • Summerside, P.E.I.**

**Acquired: 2015 NHL Draft**  
**2018-19 Team: Charlotte (AHL)**  
**Drafted: Carolina 2015 (5-138)**

### CAREER

Selected by the Hurricanes in the fifth round, 138th overall, in the 2015 NHL Draft... Signed a three-year, entry-level contract with Carolina on 3/31/17... **2012-13:** Recorded six points (2g, 4a) in 42 games during his first QMJHL season with the Sea Dogs... Made his QMJHL debut vs. Rouyn-Noranda (10/12)... Earned his first QMJHL points with a pair of assists vs. Moncton (12/31)... Scored his first QMJHL goal vs. Shawinigan (2/2)... **2013-14:** Was fourth among Saint John skaters in scoring with 35 points (12g, 23a) in 66 games... **2014-15:** Ranked second among Sea Dogs skaters in points (56) and assists (33) and third in goals (23) during his third QMJHL season with Saint John... Registered four points (1g, 3a) in five 2015 QMJHL playoff games as Saint John fell to Baie-Comeau in the opening round... **2015-16:** Was seventh among Sea Dogs skaters in scoring with 47 points (19g, 28a)... Registered back-to-back two-goal games vs. Cape Breton (1/23) and at Rimouski (1/29)... Posted a season-long, five-game point streak from 2/13-2/20 (3g, 3a)... Set single-game career highs for assists and points in a game with four helpers at Halifax (2/27)... Was second among Sea Dogs skaters in assists (16) and fourth in points (19) in 17 QMJHL playoff games, as Saint John advanced to the semifinal before falling to Shawinigan... **2016-17:** Registered 79 points (30g, 49a) in 60 games with Saint John... Served as captain for the second consecutive season... Became Saint John's all-time leader in career games played (293)... Won Saint John's Scotiabank Community Service Award... Posted career highs in goals, assists, points, power-play goals (14) and plus/minus (+27)... Ranked tied for first on the team in power-play goals, second in assists, third in points, fourth in goals and sixth in plus/minus... Ranked tied for sixth in the league in power-play goals... Recorded a hat trick and added an assist vs. Charlottetown (10/26)... Registered five points (3g,

2a) vs. Charlottetown (12/17)... Recorded five points (2g, 3a) vs. Acadie-Bathurst (2/22)... Finished the regular-season on an eight-game point streak (2/26-3/15: 8g, 6a)... Registered 22 points (11g, 11a) in 18 QMJHL playoff games as the Sea Dogs won the President Cup as QMJHL champions... Earned a point in 15 of his 18 playoff games... Ranked third in the QMJHL in playoff power-play goals (5), tied for third in goals and plus/minus (+18), and tied for fifth in points... Recorded a hat trick in Game 1 of the Sea Dogs' first round series against Rimouski (3/24)... Recorded a hat trick at Val-d'Or (4/12)... Recorded three points (2g, 1a) in Saint John's series-clinching win at Blainville-Boisbriand in Game 4 of the President Cup final... Earned four points (2g, 2a) in four games at the 2017 Mastercard Memorial Cup... **2017-18:** Spent his first professional season with the ECHL's Florida Everblades... Missed a majority of the regular season due to a shoulder injury suffered during the preseason... Made his pro debut vs. Greenville (3/2)... Recorded his first professional point with an assist vs. Greenville (3/3)... Scored his first two professional goals vs. Greenville (3/24) to extend his point streak to seven games (2g, 6a)... Registered 16 points (3g, 13a) in 19 playoff games as Florida fell to Colorado in Game 7 of the Kelly Cup Finals... Tied for the team lead and tied for third among ECHL skaters in playoff assists... Led the team and tied for the league lead with a plus-13 rating in the playoffs... Ranked tied for fourth on the team with 16 playoff points... Posted a seven-game point streak in the playoffs from 5/3-5-18 (2g, 7a)... Opened the scoring in the Everblades' Game 7 loss in the Kelly Cup Final vs. Colorado (6/9)... **2018-19:** Posted six assists in 12 AHL games with Charlotte... Tallied two assists in AHL debut at Rochester (10/5)... Missed the final 63 games of the season due to injury.

### CAREER STATS

YEAR	TEAM	LEAGUE	REGULAR SEASON					PLAYOFFS				
			GP	G	A	P	PIM	GP	G	A	P	PIM
2012-13	Saint John	QMJHL	42	2	4	6	14	4	0	0	0	0
2013-14	Saint John	QMJHL	66	12	23	35	42	—	—	—	—	—
2014-15	Saint John	QMJHL	66	23	33	56	73	5	1	3	4	4
2015-16	Saint John	QMJHL	59	19	28	47	59	17	3	16	19	12
2016-17	Saint John	QMJHL	60	30	49	79	35	18	11	11	22	2
2017-18	Florida	ECHL	14	2	11	13	11	19	3	13	16	10
2018-19	Charlotte	AHL	12	0	6	6	12	—	—	—	—	—
<b>AHL Totals (1 season)</b>			<b>12</b>	<b>0</b>	<b>6</b>	<b>6</b>	<b>12</b>	—	—	—	—	—

• June 27, 2015—Selected by the Carolina Hurricanes in the 2015 NHL Draft. Fifth round, 138th overall.  
 • March 31, 2017—Signed a three-year, entry-level contract with the Carolina Hurricanes.



# LUKE STEVENS

**Left Wing • Shoots Left**  
**6'5" • 200 lbs.**  
**2/11/97 • Bel Air, Calif.**

**Acquired: 2015 NHL Draft**  
**2018-19 Team: Yale University (ECAC)**  
**Drafted: Carolina 2015 (5-126)**

**CAREER**

Selected by the Hurricanes in the fifth round, 126th overall, in the 2015 NHL Draft... Ranked 149th in NHL Central Scouting's final rankings prior to the 2015 NHL Draft... His father, Kevin, won the Stanley Cup twice with the Pittsburgh Penguins and played 874 career NHL games with the Penguins, Bruins, Kings, Rangers and Flyers... Played two seasons at Duxbury (MA) High School before transferring to Noble and Greenough, in Dedham, MA... Attended the U.S. Select 15 Festival in July 2012... **2013-14:** Totaled 15 goals and seven assists (22 points) in 28 games during his sophomore season at Nobles... Helped the Bulldogs reach the 2014 Elite Eight tournament before falling to Exeter in the quarterfinals... Also played 11 games for the Cape Cod Whalers U16 team (MSHL), totaling 10 points (5g, 5a) in 11 games... **2014-15:** Scored 11 goals and added 18 assists (29 points) in 23 games during his junior season at Noble and Greenough... Also played 14 games with the Cape Cod Whalers U18 team, totaling 17 points (5g, 12a) in 14 games... Participated in the U.S. Select 17 Festival, earning four points (1g, 3a) in five games for Team White... **2015-16:** Completed his senior season at Noble and Greenough, establishing career highs in

goals (24), assists (31) and points (55)... Served as Nobles' captain... Was selected as an Independent School League (ISL) All-Star for the third time... Won the ISL's Flood Shield Award, given for devotion to the game, physical toughness and emotional control... Also appeared in 13 games with the Cape Cod Whalers U-18 team, registering 14 points (5g, 9a) and capturing the Massachusetts tier 1 state title... **2016-17:** Registered five points (2g, 3a) in 17 games as a freshman at Yale University (ECAC)... Made his collegiate debut vs. Sacred Heart (10/29)... Earned his first NCAA point with an assist at Clarkson (11/25)... Scored his first career goal vs. Clarkson (1/13)... Missed 12 games due to injury... **2017-18:** Registered 11 points (6g, 5a) in 30 games with Yale as a sophomore... Ranked seventh on the team in points... Scored the game-winning goal and added an assist vs. Harvard (11/3)... **2018-19:** Recorded seven points (4g, 3a) in 23 NCAA games during his junior season at Yale... Scored the game-winning goal in season opener at Brown (10/26)... Scored a goal vs. UConn (11/24)... Tallied a goal at Clarkson (12/1)... Scored a goal at UMass (12/11)... Posted first assist of the season vs. UConn (12/31).

**CAREER STATS**

YEAR	TEAM	LEAGUE	REGULAR SEASON					PLAYOFFS				
			GP	G	A	P	PIM	GP	G	A	P	PIM
2013-14	Noble and Greenough	High-MA	28	15	7	22	—	—	—	—	—	—
2014-15	Noble and Greenough	High-MA	23	11	18	29	—	—	—	—	—	—
2015-16	Noble and Greenough	High-MA	28	24	31	55	—	—	—	—	—	—
2016-17	Yale	ECAC	17	2	3	5	4	—	—	—	—	—
2017-18	Yale	ECAC	30	6	5	11	12	—	—	—	—	—
2018-19	Yale	ECAC	23	4	3	7	19	—	—	—	—	—
<b>NCAA Totals (3 seasons)</b>			<b>70</b>	<b>12</b>	<b>11</b>	<b>23</b>	<b>35</b>	—	—	—	—	—

• June 27, 2015—Selected by the Carolina Hurricanes in the 2015 NHL Draft. Fifth round, 126th overall.



# RYAN SUZUKI

**Center • Shoots Left**  
**6'1" • 183 lbs.**  
**5/28/01 • London, Ont.**

**Acquired: 2019 NHL Draft**  
**2018-19 Team: Barrie (OHL)**  
**Drafted: Carolina 2019 (1-28)**

**CAREER**

Selected by the Hurricanes in the first round, 28th overall, in the 2019 NHL Draft... Represented Canada at the 2019 IIHF Under-18 World Championship... **2017-18:** Registered 44 points (14g, 30a) in 64 OHL games with Barrie... Recorded 11 multi-point games... Tallied two points (1g, 1a) in OHL debut vs. Ottawa (9/21)... Posted a four-game assist streak from 10/14-10/26 (5a)... Registered two assists at Oshawa (10/22)... Scored two goals at London (2/2)... Recorded three points (2g, 1a) at Niagara (3/2)... Posted five assists vs. Sudbury (3/17)... Added four points (1g, 3a) in 12 OHL playoff games... Made OHL playoff debut vs. Mississauga (3/22)... Recorded first career OHL playoff point with an assist at Mississauga (4/1)... Scored first career OHL playoff goal and added an assist vs. Kingston (4/4)... **2018-19:** Posted 75 points (25g, 50a) in 65 OHL games with Barrie... Led the Colts in assists and points...

Finished second on the team in goals and power-play goals (8)... Tallied 22 multi-point games... Opened the season with a seven-game point streak from 9/20-10/7 (4g, 11a)... Posted three points (1g, 2a) in season-opener vs. Owen Sound (9/20)... Registered five points (1g, 4a) vs. Sudbury (9/27)... Recorded three points (1g, 2a) at Flint (10/21)... Posted three points vs. Windsor (10/27)... Played 100th career OHL game at Ottawa (1/5)... Tallied three points (1g, 2a) vs. Mississauga (2/2)... Earned 100th career OHL point with an assist vs. Kingston (2/16)... Registered three points (1g, 2a) at Hamilton (2/18)... Recorded three assists vs. Ottawa (2/28)... Posted three points (1g, 2a) vs. Niagara (3/2)... Tallied three points at Niagara (3/10).

**CAREER STATS**

YEAR	TEAM	LEAGUE	REGULAR SEASON					PLAYOFFS				
			GP	G	A	P	PIM	GP	G	A	P	PIM
2017-18	Barrie	OHL	64	14	30	44	10	1	3	4	2	
2018-19	Barrie	OHL	65	25	50	75	14	—	—	—	—	
<b>OHL Totals (2 seasons)</b>			<b>129</b>	<b>39</b>	<b>80</b>	<b>119</b>	<b>24</b>	<b>12</b>	<b>1</b>	<b>3</b>	<b>4</b>	<b>2</b>

• June 21, 2019—Selected by the Carolina Hurricanes in the 2019 NHL Draft. First round, 28th overall.

• September 18, 2019—Signed a three-year, entry-level contract with the Carolina Hurricanes.

# IN THE SYSTEM



## TUUKKA TIEKSOLA

**Right Wing • Shoots Right**  
**5'10" • 146 lbs.**  
**6/22/01 • Jaali, Finland**

**Acquired: 2019 NHL Draft**  
**2018-19 Teams: Karpat (Finland), Karpat U20 (Finland-Jr.)**  
**Drafted: Carolina 2019 (4-121)**

### CAREER


Selected by the Hurricanes in the fourth round, 121st overall, in the 2019 NHL Draft... Represented Finland at the 2019 IIHF U-18 World Championship... **2018-19:** Tallied 60 points (15g, 45a) in 51 Jr. A SM-liiga games with Karpat U20... Led league in assists... Finished tied for fifth in the league in points...

Named Jr. A SM-liiga Rookie of the Year... Selected to Jr. A SM-liiga Second All-Star Team... Added seven points (3g, 4a) in 11 playoff games as Karpat U20 won the Jr. A SM-liiga title... Skated in one Liiga game with Karpat, making his debut vs. HPK (2/27).

### CAREER STATS

YEAR	TEAM	LEAGUE	REGULAR SEASON					PLAYOFFS				
			GP	G	A	P	PIM	GP	G	A	P	PIM
2018-19	Karpat	Finland	1	0	0	0	0	—	—	—	—	—
	Karpat U20	Finland-Jr.	51	15	45	60	26	11	3	4	7	8
<b>Finland Totals (1 season)</b>			<b>1</b>	<b>0</b>	<b>0</b>	<b>0</b>	<b>0</b>	<b>—</b>	<b>—</b>	<b>—</b>	<b>—</b>	<b>—</b>

• June 22, 2019—Selected by the Carolina Hurricanes in the 2019 NHL Draft. Fourth round, 121st overall.



## KEVIN WALL

**Right Wing • Shoots Right**  
**6'0" • 188 lbs.**  
**2/1/00 • Rochester, N.Y.**

**Acquired: 2019 NHL Draft**  
**2018-19 Team: Chilliwack (BCHL)**  
**Drafted: Carolina 2019 (6-181)**

### CAREER

Selected by the Hurricanes in the sixth round, 181st overall, in the 2019 NHL Draft... Committed to play college hockey at Penn State... **2016-17:** Tallied 32 points (16g, 16a) in 30 prep school games with Salisbury School (Conn.)... Posted 11 multi-point games... Recorded an assist in prep school debut vs. Taft (11/30)... Scored a hat trick and added an assist vs. Ridley College (1/1)... Registered a hat trick vs. Westminster (1/14)... **2017-18:** Posted 28 points (17g, 11a) in 28 prep school games with Salisbury School (Conn.)... Recorded eight multi-point games... Opened the season with a five-game point streak from 11/29-12/13 (4g, 3a)... Tallied three points (2g, 1a) vs. Deerfield (1/6)... Scored two goals vs. Berkshire (1/27)... Scored two goals vs. Hotchkiss (2/21)... **2018-19:** Registered 64 points (31g, 33a) in 49 BCHL games with Chilliwack... Finished eighth in the league in goals and points...

Recorded 16 multi-point games... Opened the season with a nine-game point streak from 9/7-9/29 (7g, 4a)... Scored a goal in BCHL debut at Prince George (9/7)... Posted five points (2g, 3a) at West Kelowna (10/16)... Earned an eight-game point streak from 10/27-11/18 (8g, 9a)... Tallied five points (2g, 3a) vs. Alberni Valley (11/4)... Recorded four assists at Surrey (11/12)... Registered three assists vs. Langley (1/30)... Earned a seven-game point streak from 1/30-2/13 (8g, 6a)... Posted a four-game goal streak from 2/1-2/8 (5g, 2a)... Scored a hat trick at Salmon Arm (2/13)... Added four points (2g, 2a) in 11 BCHL playoff games... Made BCHL playoff debut vs. Langley (3/1)... Posted first career BCHL playoff point with an assist vs. Langley (3/2)... Scored first career BCHL playoff goal vs. Langley (3/7).

### CAREER STATS

YEAR	TEAM	LEAGUE	REGULAR SEASON					PLAYOFFS				
			GP	G	A	P	PIM	GP	G	A	P	PIM
2016-17	Salisbury School	High-CT	30	16	16	32	—	—	—	—	—	
2017-18	Salisbury School	High-CT	28	17	11	28	4	—	—	—	—	
2018-19	Chilliwack	BCHL	49	31	33	64	50	11	2	2	4	14
<b>BCHL Totals (1 season)</b>			<b>49</b>	<b>31</b>	<b>33</b>	<b>64</b>	<b>50</b>	<b>11</b>	<b>2</b>	<b>2</b>	<b>4</b>	<b>14</b>

• June 22, 2019—Selected by the Carolina Hurricanes in the 2019 NHL Draft. Sixth round, 181st overall.



# CADE WEBBER

**Defenseman • Shoots Left**  
**6'6" • 194 lbs.**  
**1/5/01 • Worcester, Pa.**

**Acquired: 2019 NHL Draft**  
**2018-19 Teams: U.S. NTDP (USDP), The Rivers School (High-Mass.)**  
**Drafted: Carolina 2019 (4-99)**

**CAREER**

Selected by the Hurricanes in the fourth round, 99th overall, in the 2019 NHL Draft... Committed to play college hockey at Boston University... **2016-17:** Tallied 17 points (2g, 17a) in 31 prep school games with The Rivers School (Mass.)... Made prep school debut vs. St. Sebastian's (11/30)... Recorded first career prep school point with an assist vs. Thayer (12/2)... Scored first career prep school goal and added three assists vs. St. Mark's (1/14)... Tallied three assists vs. Brooks (1/18)... Registered two assists vs. Noble and Greenough (1/27)... Posted a four-game point streak from 2/11-2/22 (1g,

4a)... Recorded two assists vs. Middlesex (2/18)... **2017-18:** Tallied 10 points (2g, 8a) in 29 prep school games with The Rivers School (Mass.)... Registered two points (1g, 1a) in season debut vs. St. George's (12/6)... **2018-19:** Recorded 26 points (12g, 14a) in 29 prep school games with The Rivers School (Mass.)... Led team defensemen in points... Named to All-NEPSAC East Team and ISL All-League Team... Also skated in seven games with the U.S. National Team Development Program.

**CAREER STATS**

YEAR	TEAM	LEAGUE	REGULAR SEASON					PLAYOFFS				
			GP	G	A	P	PIM	GP	G	A	P	PIM
2016-17	The Rivers School	High-MA	31	2	15	17	-	-	-	-	-	
2017-18	The Rivers School	High-MA	29	2	8	10	6	-	-	-	-	
2018-19	U.S. NTDP	USDP	7	0	0	0	2	-	-	-	-	
	The Rivers School	High-MA	29	12	14	26	20	-	-	-	-	
<b>USDP Totals (1 season)</b>			<b>7</b>	<b>0</b>	<b>0</b>	<b>0</b>	<b>2</b>	-	-	-	-	

• June 22, 2019—Selected by the Carolina Hurricanes in the 2019 NHL Draft. Fourth round, 99th overall.



# KYLE WOOD

**Defenseman • Shoots Right**  
**6'6" • 245 lbs.**  
**5/4/96 • Waterloo, Ont.**

**Acquired: 8/6/19, Trade with San Jose**  
**2018-19 Team: San Jose (AHL)**  
**Drafted: Colorado 2014 (3-84)**

**CAREER**

Acquired by the Hurricanes on 8/6/19 in exchange for Trevor Carrick... Selected by the Avalanche in the third round, 84th overall, in the 2014 NHL Draft... **2012-13:** Played 16 OHL games with Brampton, recording two points (1g, 1a)... Made OHL debut vs. Kingston (10/4)... Posted first career OHL point with an assist vs. Ottawa (3/3)... Scored first career OHL goal vs. Oshawa (3/10)... Skated in five OHL playoff games... Made OHL playoff debut vs. Sudbury (3/21)... **2013-14:** Tallied 12 points (2g, 10a) in 33 OHL games with North Bay... Registered 10 points (2g, 8a) in 22 OHL playoff games as North Bay advanced to the Robertson Cup Finals... **2014-15:** Registered 40 points (16g, 24a) in 67 OHL games with North Bay... Finished fourth on the team in points and sixth in goals and assists... Scored two goals in season debut vs. Barrie (9/26)... Recorded three points (1g, 2a) at London (12/7)... Registered three assists at Mississauga (12/12)... Scored first career OHL hat trick at Sault Ste. Marie (1/30)... Played 100th career OHL game vs. London (2/12)... Added 11 points (1g, 10a) in 15 OHL playoff games... Opened the playoffs with a three-game assist streak from 3/27-3/31 (3a)... **2015-16:** Posted 39 points (8g, 31a) in 49 OHL games with North Bay... Finished fourth on the team in assists and sixth in points... Tallied three assists vs. Sudbury (2/18)... Draft rights traded to Arizona (2/29)... Recorded 13 points (2g, 11a) in 11 OHL playoff games... Posted five assists at Peterborough (3/29)... Joined Springfield (AHL) on an ATO for the remainder of the season, appearing in two AHL games... Made AHL debut vs. Portland (4/16)...

**2016-17:** Posted 43 points (14g, 29a) in 68 AHL games with Tucson... Tied for AHL lead among rookie defensemen in goals and finished third among AHL rookie defensemen in points... Named to 2017 AHL All-Star Game and 2016-17 AHL All-Rookie Team... Opened the season with a six-game point/assist streak from 10/14-11/2 (2g, 7a)... Recorded three points (1g, 2a) in AHL debut at San Diego (10/14)... Named AHL Rookie of the Month for October... Registered four points (2g, 2a) vs. Stockton (11/27)... Recorded a seven-game point streak from 12/9-12/28 (3g, 9a)... Tallied three assists vs. Bakersfield (12/21)... Scored two goals vs. Charlotte (2/3)... Scored two goals vs. San Diego (2/28)... **2017-18:** Recorded 19 points (3g, 16a) in 49 AHL games with Tucson... Played 100th career AHL game at Ontario (2/2)... Skated in a pair of AHL playoff games... Made AHL playoff debut at Texas (5/9)... Traded to San Jose (6/14)... **2018-19:** Registered 35 points (6g, 29a) in 68 AHL games with San Jose... Finished tied for third on the team in assists and sixth in points... Tallied two assists in season opener vs. Ontario (10/5)... Recorded two assists in back-to-back games at San Antonio (10/26) and at Texas (10/27)... Registered a four-game assist streak from 12/9-12/19 (5a)... Scored goals in back-to-back games vs. San Diego (4/3) and vs. Grand Rapids (4/5)... Added one assist in four AHL playoff games... Posted first career AHL playoff point with an assist at San Diego (4/17).

**CAREER STATS**

YEAR	TEAM	LEAGUE	REGULAR SEASON					PLAYOFFS				
			GP	G	A	P	PIM	GP	G	A	P	PIM
2012-13	Brampton	OHL	16	1	1	2	8	5	0	0	0	2
2013-14	North Bay	OHL	33	2	10	12	21	22	2	8	10	6
2014-15	North Bay	OHL	67	16	24	40	18	15	1	10	11	2
2015-16	North Bay	OHL	49	8	31	39	18	11	2	11	13	2
	Springfield	AHL	2	0	0	0	2	-	-	-	-	-
2016-17	Tucson	AHL	68	14	29	43	16	-	-	-	-	-
2017-18	Tucson	AHL	49	3	16	19	16	2	0	0	0	0
2018-19	San Jose	AHL	68	6	29	35	47	4	0	1	1	14
<b>AHL Totals (4 seasons)</b>			<b>187</b>	<b>23</b>	<b>74</b>	<b>97</b>	<b>81</b>	<b>6</b>	<b>0</b>	<b>1</b>	<b>1</b>	<b>14</b>

- June 28, 2014—Selected by the Colorado Avalanche in the 2014 NHL Draft. Third round, 84th overall.
- February 29, 2016—Acquired by the Arizona Coyotes from the Colorado Avalanche along with Alex Tanguay and Conner Bleackley in exchange for Mikkel Boedker.
- June 14, 2018—Acquired by the San Jose Sharks from the Arizona Coyotes in exchange for Adam Helewka.
- August 6, 2019—Acquired by the Carolina Hurricanes from the San Jose Sharks in exchange for Trevor Carrick.



# IN THE SYSTEM



## MAX ZIMMER

**Left Wing • Shoots Left**  
**6'0" • 190 lbs.**  
**10/29/97 • Plymouth, Minn.**

**Acquired: 2016 NHL Draft**  
**2018-19 Team: Wisconsin (Big Ten)**  
**Drafted: Carolina 2016 (4-104)**

### CAREER

Selected by the Hurricanes in the fourth round, 104th overall, at the 2016 NHL Draft... Appeared in 65 career United States Hockey League (USHL) games with Sioux City and Chicago, totaling 38 points (17g, 21a)... Registered 93 points (34g, 59a) in 83 career high school games for Wayzata High School in Minnesota... **2012-13:** Ranked second among Trojans skaters in goals (15) and points (28) during his freshman season at Wayzata... **2013-14:** Led Wayzata in scoring with 34 points (10g, 24a) in 27 games... Made his USHL debut for Sioux City, appearing in two games... **2014-15:** Led Wayzata in points with 31 points (9g, 22a) in 25 games... Scored one goal in eight games for the Chicago Steel (USHL) ... **2015-16:** Ranked second among Chicago Steel skaters in goals (16) and fourth in points (37) during his first full season in the USHL... Was named to the All-Star Team at the 2015 World Junior A Challenge after leading the tournament in goals (5) and helping the U.S. Select team capture bronze... Recorded 10 multi-point games for the Steel... Registered a season-long, five-game point streak from 12/4-1/2 (2g, 3a)... Scored a goal and added two assists against his former team vs. Sioux City (2/12)... Netted a pair of goals including the game winner vs. Lincoln (3/26)... Had a career-high four points with

two goals and two assists at Bloomington (4/9)... Registered eight points (4g, 4a) in the final three games of the season from 4/8-4/10... **2016-17:** Recorded nine points (3g, 6a) in 35 games with the University of Wisconsin (Big Ten)... Played in 35 of 36 games during his freshman season... Scored his first collegiate goal against Merrimack, scoring the power-play, game-winning goal (11/18)... Tallied his first assist with the Badgers against Northern Michigan (11/4)... Scored a goal on Nov. 26 against No. 2 Denver... Posted a three-point weekend against Michigan State, Jan. 6-7, scoring a goal and adding two assists... **2017-18:** Registered seven points (3g, 4a) in 25 games as a sophomore at Wisconsin (Big Ten)... Scored his first goal of the season at Merrimack (10/14)... Earned two assists vs. Penn State (1/26)... Was a career-best +2 against Merrimack (10/14) and Penn State (1/26)... **2018-19:** Recorded 18 points (5g, 13a) in 34 NCAA games during his junior season at Wisconsin... Tallied two assists vs. Boston College (10/13)... Posted a three-game assist streak from 10/13-10/20 (4a)... Scored two goals vs. Michigan Tech (10/27)... Registered two points (1g, 1a) vs. Penn State (12/1)... Recorded a three-game assist streak from 3/1-3/8 (3a)... Tallied two points at Penn State (3/10).

### CAREER STATS

YEAR	TEAM	LEAGUE	REGULAR SEASON					PLAYOFFS				
			GP	G	A	P	PIM	GP	G	A	P	PIM
2012-13	Wayzata	HS-Minn.	31	15	13	28	8	-	-	-	-	-
2013-14	Wayzata	HS-Minn.	27	10	24	34	10	-	-	-	-	-
	Sioux City	USHL	2	0	0	0	0	-	-	-	-	-
2014-15	Wayzata	HS-Minn.	25	9	22	31	4	-	-	-	-	-
	Chicago	USHL	8	1	0	1	2	-	-	-	-	-
2015-16	Chicago	USHL	55	16	21	37	14	-	-	-	-	-
2016-17	Wisconsin	Big Ten	35	3	6	9	8	-	-	-	-	-
2017-18	Wisconsin	Big Ten	25	3	4	7	0	-	-	-	-	-
2018-19	Wisconsin	Big Ten	34	5	13	18	12	-	-	-	-	-
<b>NCAA Totals (3 seasons)</b>			<b>94</b>	<b>11</b>	<b>23</b>	<b>34</b>	<b>20</b>	-	-	-	-	-

• June 27, 2016—Selected by the Carolina Hurricanes in the 2016 NHL Draft. Fourth round, 104th overall.



# CHARLOTTE CHECKERS (AHL)

210 E Trade Street, Suite E480  
 Charlotte, NC 28202  
 Phone: 704/342-4423

**Website:** gocheckers.com  
**Colors:** Red, Black and Silver  
**Home Arena (capacity):** Bojangles Coliseum (8,600)

## DIRECTORY

Owner/CEO/Governor	Michael A. Kahn	Senior Director of Ticket Sales & Analytics	Jonathan Forsberg
Chief Operating Officer/Alternate Governor	Tera Black	Director of Operations	Adam Slechta
Sr. VP of Hockey Operations	Derek Wilkinson	Director of Group Sales	Jeremy Recoon
Director of Finance/Controller	Jamie Black	Group Sales Specialist	Katelin Glass
Head Coach	Ryan Warsofsky	Group Sales Specialist	David McAdams
Assistant Coach	Patrick Dwyer	Account Executive, Season Tickets	Ryder Bowline
Assistant Coach/Video	Noah Segall	Account Executive, Season Tickets	Bryan Watt
Head Athletic Trainer	Matt Aiello	Inside Sales Consultant	Daniel O'Connell
Strength & Conditioning Coach	Ryan Wysocki	Vice President, Marketing & Communications	Paul Branecky
Equipment Manager	Donny White	Director of Broadcasting/Voice of the Checkers	Jason Shaya
Assistant Equipment Manager	Nicholas Roy	Director of Communications	Nicholas Niedzielski
Vice President, Corporate Partnerships	Mary Grams	Director of Creative Services	Zac Harvey
Senior Director of Corporate Partnerships	Buzz Wilkie	Video Production Manager	Ethan Holmes
Director of Corporate & Community Programs	Kate Gatterdam	Merchandise Coordinator	Shannon Kuenzel
Senior Vice President	Shawn Lynch		

## 2019-20 SCHEDULE

OCTOBER				JANUARY (cont.)			
DAY	DATE	OPPONENT	TIME	DAY	DATE	OPPONENT	TIME
Saturday	5	at Hartford	7:00 PM	Wednesday	15	Hershey	7:00 PM
Sunday	6	at Springfield	3:05 PM	Saturday	18	Toronto	6:00 PM
Friday	11	Bridgeport	7:00 PM	Sunday	19	Toronto	1:00 PM
Saturday	12	Bridgeport	6:00 PM	Friday	24	Wilkes-Barre/Scranton	7:00 PM
Friday	18	at Utica	7:00 PM	Saturday	25	Wilkes-Barre/Scranton	6:00 PM
Saturday	19	at Syracuse	7:00 PM	Friday	31	at Toronto	7:00 PM
Friday	25	Lehigh Valley	7:00 PM				
Saturday	26	Lehigh Valley	6:00 PM	FEBRUARY			
NOVEMBER				DAY	DATE	OPPONENT	TIME
Friday	1	at Cleveland	7:00 PM	Saturday	1	at Toronto	4:00 PM
Sunday	3	at Cleveland	1:00 PM	Friday	7	Hartford	7:00 PM
Friday	8	Springfield	7:00 PM	Saturday	8	Hartford	6:00 PM
Saturday	9	Springfield	6:00 PM	Tuesday	11	Rochester	7:00 PM
Friday	15	at Hershey	7:00 PM	Wednesday	12	Rochester	7:00 PM
Saturday	16	at Hershey	7:00 PM	Saturday	15	Springfield	6:00 PM
Wednesday	20	at Lehigh Valley	7:05 PM	Sunday	16	Springfield	1:00 PM
Friday	22	at Lehigh Valley	7:05 PM	Friday	21	at Binghamton	7:00 PM
Saturday	23	at Wilkes-Barre/Scranton	7:05 PM	Saturday	22	at Binghamton	7:05 PM
Tuesday	26	Cleveland	7:00 PM	Tuesday	25	at Hershey	7:00 PM
Wednesday	27	Cleveland	7:00 PM	Friday	28	at Lehigh Valley	7:05 PM
Saturday	30	Providence	6:00 PM	Saturday	29	at Lehigh Valley	7:05 PM
DECEMBER				MARCH			
DAY	DATE	OPPONENT	TIME	DAY	DATE	OPPONENT	TIME
Sunday	1	Providence	1:00 PM	Sunday	1	at Hershey	5:00 PM
Wednesday	4	at Syracuse	7:00 PM	Friday	6	Utica	7:00 PM
Friday	6	at Rochester	7:05 PM	Saturday	7	Utica	6:00 PM
Saturday	7	at Rochester	7:05 PM	Tuesday	10	Cleveland	7:00 PM
Friday	13	Syracuse	7:00 PM	Wednesday	11	Cleveland	7:00 PM
Saturday	14	Syracuse	6:00 PM	Saturday	14	Providence	6:00 PM
Tuesday	17	Hartford	7:00 PM	Sunday	15	Providence	1:00 PM
Wednesday	18	Hartford	7:00 PM	Friday	20	at Hartford	7:15 PM
Saturday	21	Lehigh Valley	6:00 PM	Saturday	21	at Bridgeport	7:00 PM
Sunday	22	Lehigh Valley	1:00 PM	Sunday	22	at Providence	3:05 PM
Saturday	28	at Cleveland	7:00 PM	Wednesday	25	at Hartford	7:00 PM
Monday	30	at Cleveland	12:00 PM	Friday	27	at Utica	7:00 PM
JANUARY				APRIL			
DAY	DATE	OPPONENT	TIME	DAY	DATE	OPPONENT	TIME
Saturday	4	at Providence	7:05 PM	Wednesday	1	Binghamton	7:00 PM
Sunday	5	at Providence	3:05 PM	Saturday	4	Hershey	6:00 PM
Wednesday	8	at Wilkes-Barre/Scranton	7:05 PM	Sunday	5	Hershey	1:00 PM
Friday	10	at Hartford	7:15 PM	Wednesday	8	at Springfield	7:05 PM
Saturday	11	at Bridgeport	7:00 PM	Friday	10	at Providence	7:05 PM
Tuesday	14	Hershey	7:00 PM	Saturday	11	at Springfield	7:05 PM

## AFFILIATIONS



### RYAN WARSOFSKY

HEAD COACH

Ryan Warsofsky, 31, became the fifth head coach in the Checkers' AHL history on July 10, 2019. He spent the previous season as the team's assistant coach and helped lead Charlotte to its first Calder Cup.

At 31 years old, Warsofsky is the youngest head coach hired in the AHL since 2000.

Prior to joining the Checkers, Warsofsky spent two seasons as head coach of the ECHL's South Carolina Stingrays. The native of North Marshfield, MA, went 88-44-10-2 during his tenure from 2016-2018 and became the second-youngest coach

in league history to lead a team to the finals when he guided the Stingrays to a Kelly Cup appearance in 2017. Warsofsky served as South Carolina's assistant coach for the three seasons prior to that after beginning his pro coaching career in 2012-13 as an assistant at Curry College.

As a player, Warsofsky appeared in 71 NCAA games over four years at Sacred Heart and Curry College, posting 47 points (13g, 34a) from the blue line. He then played a season of pro hockey in 2011-12, making appearances in Belgium, the CHL and the FHL.



### PATRICK DWYER

ASSISTANT COACH

Patrick Dwyer, 35, became the fourth assistant coach in the Checkers' AHL history on July 30, 2019.

This marks the first full-time coaching job for Dwyer, who retired from his playing career after the 2018-19 season, when he was a player/assistant coach in the United Kingdom's EIHL with the Belfast Giants.

Dwyer logged 14 professional seasons during his career. He recorded 93 points (42g, 51a) in 416 NHL games, all with the Carolina Hurricanes. A fourth-round

pick by Atlanta in 2002, he also appeared in 354 AHL games with Chicago, Albany and Charlotte – where he ranked fifth on the team in goals during his final North American season in 2016-17 – and 14 ECHL games with Gwinnett in 2004-05. Dwyer spent three of his last four seasons overseas, suiting up for MODO in the top Swedish league, Soenderjyske in Denmark and Belfast in the UK. Overall, Dwyer racked up 881 pro games during his playing career.

A native of Spokane, WA, Dwyer spent four years at Western Michigan University and earned the conference's Rookie of the Year honors in 2001-02.



### PAUL SCHONFELDER

MINOR LEAGUE GOALTENDING CONSULTANT

Paul Schonfelder, 37, is in his second season as minor league goalie consultant with the Carolina Hurricanes. Schonfelder is responsible for working with all goaltenders in the Hurricanes' minor-league system, including drafted players in the Canadian major-junior hockey leagues, ECHL and American Hockey League (AHL).

Prior to joining the Hurricanes, Schonfelder spent three seasons as the goalie coach for the Ottawa 67s of the Ontario Hockey League (OHL). He's also gained experience working with netminders at St. Lawrence University, Ottawa University and the Kanata Stallions of the Central Canada Hockey League (CCHL).

The Stoney Creek, Ont., native has worked as a goalie coach for Hockey Canada, winning a gold medal at the 2017 Ivan Hlinka Memorial Cup and with Canada's 2015 U17 national team. He also spent a year with Japan's men's and women's national teams.

As a player, Schonfelder spent time with the OHL's Ottawa 67's and Sudbury Wolves, and was part of the 67's Memorial Cup-winning team in 1999. He played professionally in the Central Hockey League (CHL), United Hockey League (UHL) and Southern Professional Hockey League (SPHL), including with the Cape Fear Fire Antz.



### NOAH SEGALL

VIDEO COACH

Noah Segall is in his first season with the Checkers, serving as video coach.

The 29-year-old comes to Charlotte from RPI, where he spent the last two seasons as their Operations Coordinator. Prior to that, Segall served as the Director of Operations for the University of Wisconsin in 2016-17, the Director of Hockey Operations for the University of

Vermont in 2015-16 and the Operations Director for Canisius College in 2014-15. While studying at the University of Massachusetts, Segall spent two seasons in the San Jose Sharks organization from 2012-14 as the strength and conditioning analyst.

Segall, who has worked as a coach at the Pavel Datsyuk Hockey School in Russia, also served as the video coach for the Russian Women's National team that won the bronze medal at the 2015 IIHF Women's U-18 World Championship.



# GREENVILLE SWAMP RABBITS (ECHL)

Bon Secours Wellness Arena  
650 North Academy Street  
Greenville, SC 29601

**Phone:** 864/674-7825  
**Website:** swamprabbits.com  
**Colors:** Navy Blue, Orange, Gold, Silver, White

## DIRECTORY

Managing Partner/CEO	Doug Heinzer
President	Steve Donner
Head Coach	Kevin Kerr
Assistant Coach	Kahlil Thomas
Video and Analytics Coach	Brian Daley
Director of Business Development	Nick Czerow
Director of Media Relations/Broadcaster	Jordan Kuhns
Manager of Ticket Operations & Service	Tiphany Powell
Community Engagement Director & Reporter	Lindsey Fulcher
Account Executives	Brett Sullivan, Mackenzie Morrow, Ryan Lamm
Sales and Administrative Assistant	Teegan Vangellow
Head Athletic Trainer	Brian Riedel
Head Equipment Manager	Shawn Thorns

## 2019-20 SCHEDULE

### OCTOBER

DAY	DATE	OPPONENT	TIME
Saturday	12	at Jacksonville	7:00 PM
Friday	18	vs. Jacksonville	7:05 PM
Saturday	19	at Atlanta	7:05 PM
Sunday	20	vs. Atlanta	3:05 PM
Friday	25	vs. Atlanta	7:05 PM
Saturday	26	vs. Atlanta	7:05 PM
Wednesday	30	at Tulsa	8:05 PM
Thursday	31	at Tulsa	8:05 PM

### NOVEMBER

DAY	DATE	OPPONENT	TIME
Saturday	2	vs. Jacksonville	7:05 PM
Sunday	3	at Atlanta	2:05 PM
Friday	8	vs. South Carolina	7:05 PM
Saturday	9	vs. South Carolina	7:05 PM
Wednesday	13	at Norfolk	7:35 PM
Friday	15	at Norfolk	7:35 PM
Saturday	16	vs. Indy	7:05 PM
Sunday	17	vs. Florida	3:05 PM
Tuesday	19	at South Carolina	7:05 PM
Thursday	21	vs. Jacksonville	10:35 AM
Friday	22	vs. Atlanta	7:05 PM
Wednesday	27	at Jacksonville	7:00 PM
Friday	29	at Atlanta	6:05 PM

### DECEMBER

DAY	DATE	OPPONENT	TIME
Friday	6	at Norfolk	7:35 PM
Saturday	7	at Norfolk	7:35 PM
Wednesday	11	vs. Atlanta	7:05 PM
Friday	13	vs. Orlando	7:05 PM
Saturday	14	at South Carolina	6:05 PM
Sunday	15	vs. Orlando	3:05 PM
Friday	20	at Florida	7:30 PM
Saturday	21	at Florida	7:00 PM
Friday	27	vs. Norfolk	7:05 PM
Saturday	28	vs. Norfolk	6:05 PM
Sunday	29	at Atlanta	2:05 PM
Tuesday	31	at Cincinnati	6:00 PM

### JANUARY

DAY	DATE	OPPONENT	TIME
Thursday	2	vs. Norfolk	7:05 PM
Friday	3	vs. Norfolk	7:05 PM
Sunday	5	vs. Florida	3:05 PM

### JANUARY (cont.)

DAY	DATE	OPPONENT	TIME
Thursday	9	at Atlanta	7:05 PM
Friday	10	vs. Florida	7:05 PM
Sunday	12	vs. South Carolina	3:05 PM
Wednesday	15	at Norfolk	7:35 PM
Friday	17	vs. Norfolk	7:05 PM
Saturday	18	vs. Norfolk	7:05 PM
Monday	20	at Atlanta	12:35 PM
Friday	24	at Florida	7:30 PM
Saturday	25	at Orlando	7:00 PM
Wednesday	29	vs. South Carolina	7:05 PM
Friday	31	vs. Florida	7:05 PM

### FEBRUARY

DAY	DATE	OPPONENT	TIME
Saturday	1	vs. Utah	7:05 PM
Sunday	2	vs. Atlanta	2:05 PM
Friday	7	at Florida	7:30 PM
Saturday	8	at Florida	7:00 PM
Friday	14	at Jacksonville	7:00 PM
Saturday	15	at South Carolina	6:05 PM
Tuesday	18	at South Carolina	7:00 PM
Friday	21	vs. Worcester	7:05 PM
Saturday	22	vs. Worcester	7:30 PM
Sunday	23	at Atlanta	2:05 PM
Wednesday	26	vs. Cincinnati	7:05 PM
Friday	28	at Cincinnati	7:30 PM
Saturday	29	at Indy	6:05 PM

### MARCH

DAY	DATE	OPPONENT	TIME
Sunday	1	at Indy	3:05 PM
Thursday	5	at Orlando	7:00 PM
Saturday	7	at Florida	7:30 PM
Sunday	8	at Jacksonville	3:05 PM
Wednesday	11	vs. Atlanta	7:05 PM
Friday	13	vs. Atlanta	7:05 PM
Sunday	15	vs. Atlanta	3:05 PM
Thursday	19	vs. Atlanta	7:05 PM
Tuesday	24	vs. Orlando	7:05 PM
Saturday	28	at Orlando	7:00 PM

### APRIL

DAY	DATE	OPPONENT	TIME
Wednesday	1	vs. South Carolina	7:05 PM
Sunday	5	at Orlando	3:05 PM



## AFFILIATIONS

---



**STEVE DONNER** PRESIDENT

---

Steve Donner led the formation of the multi-member ownership group known as South Carolina Pro Hockey, LLC, in order to purchase the Greenville Swamp Rabbits on January 3, 2018. He has since relocated to Greenville from Daytona Beach, Florida, to become president of the franchise.

Donner is no stranger to success in professional hockey, with over 27 years of experience in professional sports. The Rochester, N.Y., native served as team owner, president and CEO of the AHL's Rochester Americans for 13 years from 1995 to 2008. Donner's early efforts were rewarded in 1996 for his contributions to the league, earning recognition as the most outstanding executive through the James C. Hendy Memorial Award. The Amerks went on to capture the 1997 Calder Cup Championship that season, one of ten championships that Donner has been a part of throughout his career.

Prior to his work in Rochester, Donner was the Vice President of Marketing and Sales for the Tampa Bay Lightning during the inaugural season of the NHL franchise. He helped improve the organization and build its average attendance from 10,000 fans in the inaugural season of 1992, to over 22,000 fans in the club's second season. Since his tenure with the Americans, Donner has been a part of multiple ventures in Florida including the start-up of the Orlando City Soccer Club.



**KEVIN KERR** HEAD COACH

---

Kevin Kerr, 51, was named the third head coach in franchise history on May 23, 2018, and enters his second season in the role. He brings 18 years of playing experience, and an additional 14 years as a coach to the Swamp Rabbits organization. Kerr boasts eleven years of head coaching experience, spanning six different franchises, and captured a 2017 President's Cup title with the Macon Mayhem of the SPHL.

Kerr is a native of North Bay, Ontario, and has coached in the SPHL, the EHL, the IHL, and the UHL. During his three-year stint in Macon, Kerr compiled a 94-56-18 record and qualified for the postseason in all three years under his direction.

Kerr began his coaching career as head coach of the North Bay Skyhawks of the NOJHL in 2005, and produced a third-place finish behind a 30-18-0 record. The following year, he rejoined the Flint Generals organization behind the bench after playing eight seasons with the club. Kerr spent two years with the organization as head coach in the UHL from 2006 to 2007, and in the IHL from 2007 to 2008. For the next five seasons, he coached several organizations at the junior hockey level, including the New York Bobcats and the Green Mountain Glades.

Kerr had a successful playing career in the minor leagues, retiring from the game in 2005. When Kerr hung up his skates, he scored a record 677 goals in his 18 seasons across six leagues and 15 organizations, and earned 3,706 PIMs. His longest tenure with a club was spent with Flint, where he competed in 417 games, tallied 674 points (356 goals, 318 assists), and accrued 1,421 PIMs. After playing eight seasons with the Generals, and leading the franchise in points and goals, Kerr became one of only two players to have his number retired by the team.

Kerr was selected by the Buffalo Sabres in the third round of the 1986 NHL Draft. After logging four seasons in the OHL with the Windsor Compuware Spitfires, he began his pro career with the Rochester Americans in the 1987-88 season, and led the team in PIMs with 352, in addition to 29 points (18 goals, 11 assists). He helped capture an AHL championship with the Portland Pirates under head coach Barry Trotz, and won a Turner Cup title with the Flint Generals, and was the 1994 CoHL MVP.

# AFFILIATIONS HISTORY

## YEARLY AFFILIATIONS

YEAR	TEAM	COACH	GP	W	L	T/OT	OT/SOL	PTS	GF	GA	PCT
1979-80	Springfield Indians	Larry Kish	80	31	37	12		74	292	302	0.463
1980-81	Binghamton Whalers	Larry Kish	80	32	42	6		70	296	336	0.438
1981-82	Binghamton Whalers	Larry Kish	80	46	28	6		98	329	266	0.613
1982-83	Binghamton Whalers	John Cunneiff/Rick Ley	80	36	36	8		80	320	333	0.500
1983-84	Binghamton Whalers	John Cunneiff	80	33	43	4		70	359	388	0.438
1984-85	Binghamton Whalers	Larry Pleau	80	52	20	8		112	388	265	0.700
1985-86	Binghamton Whalers	Larry Pleau	80	41	34	5		87	316	290	0.544
1986-87	Binghamton Whalers	Larry Pleau	80	47	26	7		101	309	259	0.631
1987-88	Binghamton Whalers	Larry Pleau/Doug Jarvis	80	38	34	8		87	353	300	0.544
1988-89	Binghamton Whalers	Claude Larose	80	28	46	6		62	307	392	0.388
1989-90	Binghamton Whalers	Doug McKay	80	11	60	9		31	229	366	0.194
1990-91	Springfield Indians	Jim Roberts	80	43	27	10		96	348	281	0.600
1991-92	Springfield Indians	Jay Leach	80	43	29	8		94	308	277	0.588
1992-93	Springfield Indians	Jay Leach	80	25	41	14		64	282	336	0.400
1993-94	Springfield Indians	Joel Quenneville	80	29	38	13		71	309	327	0.444
1994-95	Springfield Falcons	Paul Gillis	80	31	37	12		74	299	289	0.463
1995-96	Springfield Falcons	Kevin McCarthy	80	42	27	11		100	272	215	0.594
1996-97	Springfield Falcons	Kevin McCarthy	80	41	27	12		96	268	229	0.588
1997-98	Beast of New Haven	Kevin McCarthy	80	38	35	7		85	256	239	0.519
1998-99	Beast of New Haven	Kevin McCarthy	80	33	35	12		78	240	250	0.488
1999-00	Cincinnati Cyclones	Ron Smith	82	44	30	8		96	244	246	0.585
2000-01	Cincinnati Cyclones	Ron Smith	82	44	29	9		97	267	258	0.591
2001-02	Lowell Lock Monsters	Ron Smith	82	41	25	11	3	96	229	209	0.585
2002-03	Lowell Lock Monsters	Ron Smith	82	19	51	7	3	48	175	275	0.293
2003-04	Lowell Lock Monsters	Ron Smith	80	32	36	6	6	76	208	242	0.475
2004-05	Lowell Lock Monsters	Tom Rowe	80	47	27	1	5	100	242	190	0.625
2005-06	Lowell Lock Monsters	Tom Rowe	80	29	37	6	8	72	222	257	0.450
2006-07	Albany River Rats	Tom Rowe	80	37	36	7	7	81	246	258	0.506
2007-08	Albany River Rats	Tom Rowe	80	43	30	7	7	93	213	198	0.581
2008-09	Albany River Rats	Jeff Daniels	80	33	40	7	7	73	219	258	0.456
2009-10	Albany River Rats	Jeff Daniels	80	43	29	3	5	94	244	231	0.588
2010-11	Charlotte Checkers	Jeff Daniels	80	44	27	2	7	97	265	243	0.606
2011-12	Charlotte Checkers	Jeff Daniels	76	38	29	3	6	85	209	214	0.559
2012-13	Charlotte Checkers	Jeff Daniels	76	42	26	4	4	92	227	202	0.605
2013-14	Charlotte Checkers	Jeff Daniels	76	37	36	1	2	77	228	241	0.507
2014-15	Charlotte Checkers	Jeff Daniels	76	31	38	6	1	69	172	231	0.454
2015-16	Charlotte Checkers	Mark Morris	76	36	32	3	5	80	214	229	0.526
2016-17	Charlotte Checkers	Ulf Samuelsson	76	39	29	7	1	86	212	208	0.566
2017-18	Charlotte Checkers	Mike Velucci	76	46	26	1	3	96	262	212	0.632
2018-19	Charlotte Checkers	Mike Velucci	76	51	17	7	1	110	255	189	0.724

YEAR	TEAM	COACH	STANDINGS	PLAYOFF HISTORY
1979-80	Springfield Indians	Larry Kish	5th—N'rn Div.	Missed the playoffs by one point
1980-81	Binghamton Whalers	Larry Kish	3rd—S'rn Div.	Lost to Adirondack in the first round, 4-1
1981-82	Binghamton Whalers	Larry Kish	1st—S'rn Div.	Lost to New Brunswick in the Finals, 4-1
1982-83	Binghamton Whalers	John Cunneiff/Rick Ley	4th—S'rn Div.	Lost to Rochester in the first round, 4-1
1983-84	Binghamton Whalers	John Cunneiff	6th—S'rn Div.	Missed the playoffs by 14 points
1984-85	Binghamton Whalers	Larry Pleau	1st—S'rn Div.	Lost to Baltimore in the second round, 4-0
1985-86	Binghamton Whalers	Larry Pleau	2nd—S'rn Div.	Lost to St. Catharines in the first round, 4-2
1986-87	Binghamton Whalers	Larry Pleau	2nd—S'rn Div.	Lost to Rochester in the second round, 4-2
1987-88	Binghamton Whalers	Larry Pleau/Doug Jarvis	4th—S'rn Div.	Lost to Hershey in the first round, 4-0
1988-89	Binghamton Whalers	Claude Larose	7th—S'rn Div.	Missed the playoffs by 20 points
1989-90	Binghamton Whalers	Doug McKay	7th—S'rn Div.	Missed the playoffs by 61 points
1990-91	Springfield Indians	Jim Roberts	1st—N'rn Div.	Won the Calder Cup
1991-92	Springfield Indians	Jay Leach	1st—N'rn Div.	Lost to Adirondack in the second round, 4-0
1992-93	Springfield Indians	Jay Leach	4th—N'rn Div.	Lost to Cape Breton in the third round, 2-0
1993-94	Springfield Indians	Joel Quenneville	4th—N'rn Div.	Lost to Adirondack in the first round, 4-2
1994-95	Springfield Falcons	Paul Gillis	5th—N'rn Div.	Missed playoffs on tie-breaking formula
1995-96	Springfield Falcons	Kevin McCarthy	1st—N'rn Div.	Lost to Portland in the second round, 4-2
1996-97	Springfield Falcons	Kevin McCarthy	2nd—N'rn Div.	Lost to Hershey in the third round, 4-3
1997-98	Beast of New Haven	Kevin McCarthy	3rd—NE Div.	Lost to Hartford in first round, 3-0
1998-99	Beast of New Haven	Kevin McCarthy	5th—NE Div.	Missed playoffs on tie-breaking formula
1999-00	Cincinnati Cyclones	Ron Smith	3rd—East Div.	Lost to Grand Rapids in East Div. finals, 4-1
2000-01	Cincinnati Cyclones	Ron Smith	3rd—East Div.	Lost to Orlando in first round, 4-1
2001-02	Lowell Lock Monsters	Ron Smith	1st—N'rn Div.	Lost to St. John's in first round, 3-2
2002-03	Lowell Lock Monsters	Ron Smith	5th—N'rn Div.	Missed the playoffs by 29 points
2003-04	Lowell Lock Monsters	Ron Smith	6th—Atl. Div.	Missed the playoffs by nine points
2004-05	Lowell Lock Monsters	Tom Rowe	3rd—Atl. Div.	Lost to Providence in the second round, 4-1
2005-06	Lowell Lock Monsters	Tom Rowe	5th—Atl. Div.	Missed the playoffs by 20 points
2006-07	Albany River Rats	Tom Rowe	4th—East Div.	Lost to Hershey in the first round, 4-1
2007-08	Albany River Rats	Tom Rowe	3rd—East Div.	Lost to Philadelphia in the first round, 4-3
2008-09	Albany River Rats	Jeff Daniels	7th—East Div.	Missed the playoffs by 20 points
2009-10	Albany River Rats	Jeff Daniels	2nd—East Div.	Lost to Hershey in the second round, 4-0
2010-11	Charlotte Checkers	Jeff Daniels	3rd—East Div.	Lost to Binghamton in the third round, 4-0
2011-12	Charlotte Checkers	Jeff Daniels	3rd—Midwest Div.	Missed the playoffs by one point
2012-13	Charlotte Checkers	Jeff Daniels	2nd—West Div.	Lost to Oklahoma City in the first round, 3-2
2013-14	Charlotte Checkers	Jeff Daniels	4th—West Div.	Missed the playoffs by six points
2014-15	Charlotte Checkers	Jeff Daniels	4th—West Div.	Missed the playoffs by 18 points
2015-16	Charlotte Checkers	Mark Morris	5th—Central Div.	Missed the playoffs by 0.011 percentage points
2016-17	Charlotte Checkers	Ulf Samuelsson	4th—Central Div.	Lost to Chicago in the first round, 3-2
2017-18	Charlotte Checkers	Mike Velucci	3rd—Atlantic Div.	Lost to Lehigh Valley in the second round, 4-1
2018-19	Charlotte Checkers	Mike Velucci	*1st —Atlantic Div.	Won the Calder Cup

\*Won the Macgregor Kilpatrick Trophy as the AHL team with the best regular-season record

# AFFILIATIONS HISTORY

## MINOR LEAGUE AFFILIATE LEADING SCORER

YEAR	TEAM	PLAYER	GP	G	A	PTS	PIM
1979-80	Springfield Indians	Jean Savard	78	28	43	71	60
1980-81	Binghamton Whalers	Ray Allison	74	31	39	70	81
1981-82	Binghamton Whalers	Bob Sullivan	74	47	43	90	44
1982-83	Binghamton Whalers	Ross Yates	77	41	84*	125*	28
1983-84	Binghamton Whalers	Ross Yates	68	35	73*	108	82
1984-85	Binghamton Whalers	Paul Gardner	64	51*	79*	130**	10
1985-86	Binghamton Whalers	Daryl Evans	69	40	52	92	50
1986-87	Binghamton Whalers	Mike Millar	61	45	32	77	38
1987-88	Binghamton Whalers	Mike Richard	72	46	48	94	23
1988-89	Binghamton Whalers	Terry Yake	75	39	56	95	57
1989-90	Binghamton Whalers	James Black	80	37	35	72	34
1990-91	Springfield Indians	Michel Picard	77	56*	40	96	61
1991-92	Springfield Indians	Shawn Evans	80	11	67	78	81
1992-93	Springfield Indians	Leonid Toropchenko	71	31	30	61	59
1993-94	Springfield Indians	Mike Tomlak	79	44	56	100	53
1994-95	Springfield Falcons	Robert Petrovicky	74	30	52	82	121
1995-96	Springfield Falcons	Iain Fraser	53	24	47	71	27
1996-97	Springfield Falcons	Juha Ylonen	70	20	41	61	6
1997-98	Beast of New Haven	Kevin Brown	67	28	44	72	65
1998-99	Beast of New Haven	Shane Willis	73	31	50	81	49
1999-00	Cincinnati Cyclones	Gilbert Dionne	81	34	49	83	88
2000-01	Cincinnati Cyclones	Greg Koehler	80	35	36	71	122
2001-02	Lowell Lock Monsters	Jeff Heerema	76	33	37	70	90
2002-03	Lowell Lock Monsters	Ryan Bayda	53	11	32	43	32
2003-04	Lowell Lock Monsters	Mike Zigomanis	61	17	35	52	56
2004-05	Lowell Lock Monsters	Eric Staal	77	26	51	77	88
2005-06	Lowell Lock Monsters	Keith Aucoin	72	29	56	85	68
2006-07	Albany River Rats	Keith Aucoin	65	27	72	99	108
2007-08	Albany River Rats	Jamie Johnson	79	21	37	58	28
2008-09	Albany River Rats	Jerome Samson (tied)	70	22	32	54	56
2009-10	Albany River Rats	Jerome Samson	74	37	41	78	66
2010-11	Charlotte Checkers	Zach Boychuk	60	22	43	65	48
2011-12	Charlotte Checkers	Chris Terry	74	16	43	59	67
2012-13	Charlotte Checkers	Chris Terry	70	25	35	60	40
2013-14	Charlotte Checkers	Zach Boychuk	69	36*	38	74	55
2014-15	Charlotte Checkers	Justin Shugg	65	21	22	43	28
2015-16	Charlotte Checkers	Derek Ryan	70	23	32	55	24
2016-17	Charlotte Checkers	Andrew Poturalski	74	19	33	52	34
2017-18	Charlotte Checkers	Lucas Wallmark	45	17	38	55	16
2018-19	Charlotte Checkers	Andrew Poturalski	72	23	47	70	34

\*Indicates an AHL Leading Figure

\*\*Indicates an AHL Record Figure

**37** ANDREI  
SVECHNIKOV



# OPPONENTS

2019-20 Opponents with Current Player, Team Information and Series Records





# ANAHEIM DUCKS

## 2019-20 SCHEDULE

10/18/19 ..... at ANA ..... 10 p.m.  
 1/17/20 ..... at CAR ..... 7:30 p.m.

## HURRICANES vs. ANAHEIM

ALL-TIME: ..... GP: 38 ..... 15-15-2-6 ..... GF: 106 ..... GA: 104  
 at home: ..... GP: 19 ..... 8-7-1-3 ..... GF: 46 ..... GA: 43  
 on road: ..... GP: 19 ..... 7-8-1-3 ..... GF: 60 ..... GA: 61  
 in overtime: ..... GP: 10 ..... 1-7-2

Owners ..... Henry and Susan Samuelli  
 Executive vice president/General manager ..... Bob Murray  
 Head coach ..... Dallas Eakins  
 Assistant coaches ..... Marty Wilford, Mark Morrison  
 Goaltending coach ..... Sudarshan Maharaj  
 Director of media & communications ..... Alex Gilchrist  
 Media & communications manager ..... Steve Hoem  
 Publicist ..... Keren Lynch  
 General office ..... 714/940-2900

## SERIES RECORDS

Winning streak ..... 3 (2x) ..... Last: 12/6/2005-10/19/2008  
 Losing streak ..... 5 ..... Last: 11/10/2016-11/30/2018  
 Unbeaten streak ..... 5 ..... 11/29/1998-2/8/2002  
 Goals scored ..... 6 ..... 12/6/2005 (W, 6-2)  
 Goals allowed ..... 6 (2x) ..... Last: 1/31/1997 (L, 3-6)  
 Goals, both teams ..... 10 ..... 12/7/2016 (OT, 5-6 (SO))

Inaugural season ..... 1993-94  
 Stanley Cup titles ..... 1 (2007)  
 Home ice ..... Honda Center (1993)  
 Building capacity ..... 17,174  
 2018-19 record ..... 35-37-10  
 AHL affiliate ..... San Diego Gulls

## LAST TRANSACTION

6/27/2015 CAR acquired James Wisniewski from ANA in exchange for Anton Khudobin.

## 2018-19 SERIES RECAP

### HURRICANES WIN SEASON SERIES: 1-0-1 (DUCKS: 1-1-0)

At CAROLINA HURRICANES Attend Goaltenders Winning Goal  
 30 Nov '18 \*Hurricanes 1 Ducks 2 13,987 McElhinney vs. Gibson Ryan Getzlaf

At ANAHEIM DUCKS Attend Goaltenders Winning Goal  
 07 Dec '18 Hurricanes 4 Ducks 1 15,573 Mrazek vs. Gibson Brett Pesce

## SERIES STATISTICS

HURRICANES SPECIALTY TEAMS DUCKS SPECIALTY TEAMS  
 Power Play ..... 0-10 ..... 0.0% Power Play ..... 0-8 ..... 0.0%  
 Penalty Killing ..... 8-8 ..... 100.0% Penalty Killing ..... 10-10 ..... 100.0%

## HURRICANES LEADING SCORERS

	GP	G	A	P	+/-	PIM
Sebastian Aho	2	1	1	2	1	2
Clark Bishop	2	1	1	2	2	0
Andrei Svechnikov	2	1	1	2	1	0
Teuvo Teravainen	2	0	2	2	2	2

## DUCKS LEADING SCORER

	GP	G	A	P	+/-	PIM
Rickard Rakell	1	0	2	2	1	0

## GOALTENDING

HURRICANES	GP	Min	W-L-OT	SO	GA	SA	SV	GAA	SV%
Petr Mrazek	1	60	1-0-0	0	1	19	18	1.00	.947
Curtis McElhinney	1	61	0-0-1	0	2	29	27	1.96	.931

DUCKS	GP	Min	W-L-OT	SO	GA	SA	SV	GAA	SV%
John Gibson	2	120	1-1-0	0	4	69	65	2.00	.942

## ALL-TIME SEASON SERIES RECORDS

YEAR	OVERALL	HOME	ROAD	YEAR	OVERALL	HOME	ROAD	YEAR	OVERALL	HOME	ROAD
1993-94	0-2-0	0-1-0	0-1-0	2002-03	0-2-0-0	0-1-0-0	0-1-0-0	2012-13	Did not play Western Conf. Teams		
1994-95	Did not play Western Conf. Teams			2003-04	0-2-0-0	0-1-0-0	0-1-0-0	2013-14	1-1-0	1-0-0	0-1-0
1995-96	2-0-0	1-0-0	1-0-0	2005-06	1-0-0	0-0-0	1-0-0	2014-15	0-1-1	0-1-0	0-0-1
1996-97	1-1-0	1-0-0	0-1-0	2006-07	1-0-0	1-0-0	0-0-0	2015-16	1-1-0	0-1-0	1-0-0
1997-98	2-0-0	1-0-0	1-0-0	2007-08	Did not play Pacific Div. Teams			2016-17	0-1-1	0-1-0	0-0-1
1998-99	1-1-0	1-0-0	0-1-0	2008-09	1-1-0	0-1-0	1-0-0	2017-18	0-1-1	0-0-1	0-1-0
1999-00	0-0-1-0	0-0-1-0	0-0-0-0	2009-10	0-1-0	0-0-0	0-1-0	2018-19	1-0-1	0-0-1	1-0-0
2000-01	1-0-1-0	1-0-0-0	0-0-1-0	2010-11	1-0-0	1-0-0	0-0-0				
2001-02	1-0-0-0	0-0-0-0	1-0-0-0	2011-12	0-0-2	0-0-1	0-0-1				

## ALL-TIME SEASON GAME RESULTS (\*Overtime \*\*Shootout)

1/14/1994 L 3-6 at ANA	11/11/1998 L 4-5* at ANA	12/31/2003 L 1-3 ANA	2/8/2012 OT 2-3* at ANA	11/10/2016 L 2-4 ANA
3/26/1994 L 2-3 ANA	11/29/1998 W 3-1 ANA	2/4/2004 L 2-3 at ANA	2/23/2012 OT 2-3** ANA	12/7/2016 OT 5-6** at ANA
10/11/1995 W 3-2 ANA	1/7/2000 T 4-4* ANA	12/6/2005 W 6-2 at ANA	11/15/2013 W 3-2** ANA	10/29/2017 OT 3-4** ANA
2/2/1996 W 4-3 at ANA	1/14/2001 W 4-0 ANA	12/29/2006 W 4-2 ANA	3/2/2013 L 3-5 at ANA	12/11/2017 L 2-3 at ANA
10/24/1996 W 4-1 ANA	2/11/2001 T 2-2* at ANA	10/19/2008 W 3-1 at ANA	2/3/2015 OT 4-5* at ANA	11/30/2018 OT 1-2* ANA
1/31/1997 L 3-6 at ANA	2/8/2002 W 4-1 at ANA	11/30/2008 L 1-4 ANA	2/12/2015 L 1-2 ANA	12/7/2018 W 4-1 at ANA
12/30/1997 W 2-1 ANA	2/9/2003 L 1-2 at ANA	11/25/2009 L 2-3 at ANA	11/16/2015 L 1-4 ANA	
3/8/1998 W 3-1 at ANA	2/23/2003 L 0-4 ANA	12/18/2010 W 4-2 ANA	12/11/2015 W 5-1 at ANA	



# ARIZONA COYOTES

## 2019-20 SCHEDULE

1/10/20 ..... at CAR ..... 7:30 p.m.  
2/6/20 ..... at ARI ..... 9 p.m.

## HURRICANES vs. ARIZONA

ALL-TIME: ..... GP: 80 ..... 40-30-8-2 ..... GF: 275 ..... GA: 254  
at home: ..... GP: 40 ..... 19-15-6-0 ..... GF: 133 ..... GA: 119  
on road: ..... GP: 40 ..... 21-15-2-2 ..... GF: 142 ..... GA: 135  
in overtime: ..... GP: 15 ..... 6-3-4

Owner/Chairman/Governor ..... Alex Meruelo  
President of hockey operations/General manager ..... John Chayka  
Head coach ..... Rick Tocchet  
Assistant coaches ..... John MacLean, Phil Housley  
Goaltending coach ..... Corey Schwab  
Executive vice president, communications & broadcasting ..... Rich Nairn  
Director, media relations ..... Greg Dillard  
Coordinator, media relations ..... Jeffrey Sanders  
General office ..... 623/772-3200

## SERIES RECORDS

Winning streak ..... 5 ..... 12/14/2013-12/12/2015  
Losing streak ..... 4 (2x) ..... Last: 2/26/2003-1/4/2007  
Unbeaten streak ..... 5 (3x) ..... Last: 12/14/2013-12/12/2015  
Goals scored ..... 8 (3x) ..... Last: 11/23/1985 (W, 8-1)  
Goals allowed ..... 8 (3x) ..... Last: 12/3/2005 (L, 4-8)  
Goals, both teams ..... 15 ..... 1/18/1993 (L, 7-8)

Inaugural season ..... 1972-73 (Winnipeg WHA); 1979-80 (NHL);  
..... 1996-97 (Phoenix – name changed to Arizona, 2014-15)  
Stanley Cup titles ..... None  
Home ice ..... Gila River Arena (2003)  
Building capacity ..... 17,125  
2018-19 record ..... 39-35-8  
AHL affiliate ..... Tucson Roadrunners

## LAST TRANSACTION

5/3/2018 CAR acquired forward Jordan Martinook and a fourth-round pick in the 2018 NHL Draft (96th overall – Luke Henman) from ARI in exchange for forward Marcus Kruger and a third-round pick in the 2018 NHL Draft (73rd overall – Ty Emberson).

## 2018-19 SERIES RECAP

### HURRICANES WIN SEASON SERIES: 1-0-1 (COYOTES: 1-1-0)

At CAROLINA HURRICANES Attend Goaltenders Winning Goal  
16 Dec '18 Hurricanes 3 Coyotes 0 13,051 Mrazek vs. Hill Warren Foegele

At ARIZONA COYOTES Attend Goaltenders Winning Goal  
02 Nov '18 \*Hurricanes 3 Coyotes 4 10,562 Mrazek vs. Raanta Michael Grabner

## SERIES STATISTICS

HURRICANES SPECIALTY TEAMS COYOTES SPECIALTY TEAMS  
Power Play ..... 0-1 ..... 0.0% Power Play ..... 1-5 ..... 20.0%  
Penalty Killing ..... 4-5 ..... 80.0% Penalty Killing ..... 11-11 ..... 100.0%

### HURRICANES LEADING SCORERS

	GP	G	A	P	+/-	PIM
Andrei Svechnikov	2	2	0	2	2	2
Calvin de Haan	2	0	2	2	2	0
Justin Faulk	2	0	2	2	2	0
Justin Williams	2	0	2	2	1	0

### COYOTES LEADING SCORER

	GP	G	A	P	+/-	PIM
Alex Goligoski	2	0	3	3	-2	0

## GOALTENDING

HURRICANES	GP	Min	W-L-OT	SO	GA	SA	SV	GAA	SV%
Petr Mrazek	2	120	1-0-1	1	4	48	44	2.00	.917

COYOTES	GP	Min	W-L-OT	SO	GA	SA	SV	GAA	SV%
Antti Raanta	1	61	1-0-0	0	3	51	48	2.94	.941
Adin Hill	1	60	0-1-0	0	3	27	24	3.00	.889


## ALL-TIME SEASON SERIES RECORDS

YEAR	OVERALL	HOME	ROAD	YEAR	OVERALL	HOME	ROAD	YEAR	OVERALL	HOME	ROAD
1979-80	2-2-0	2-0-0	0-2-0	1992-93	1-2-0	0-1-0	1-1-0	2006-07	0-1-0	0-1-0	0-0-0
1980-81	3-0-1	1-0-1	2-0-0	1993-94	1-0-1	1-0-0	0-0-1	2007-08	Did Not Play Pacific Div. Teams		
1981-82	2-1-0	1-1-0	1-0-0	1994-95	Did Not Play Western Conf. Teams			2008-09	2-0-0	1-0-0	1-0-0
1982-83	1-1-1	0-0-1	1-1-0	1995-96	1-1-0	0-1-0	1-0-0	2009-10	0-1-0	0-1-0	0-0-0
1983-84	0-2-1	0-1-1	0-1-0	1996-97	2-0-0	1-0-0	1-0-0	2010-11	1-0-0	0-0-0	1-0-0
1984-85	1-2-0	0-1-0	1-1-0	1997-98	1-0-1	0-0-1	1-0-0	2011-12	0-1-0	0-1-0	0-0-0
1985-86	2-1-0	2-0-0	0-1-0	1998-99	0-0-1	0-0-0	0-0-1	2012-13	Did Not Play Western Conf. Teams		
1986-87	1-1-1	0-0-1	1-1-0	1999-00	0-2-0-0	0-1-0-0	0-1-0-0	2013-14	1-1-0	0-1-0	1-0-0
1987-88	2-1-0	2-0-0	0-1-0	2000-01	1-1-0-0	0-1-0-0	1-0-0-0	2014-15	2-0-0	1-0-0	1-0-0
1988-89	2-1-0	1-0-0	1-1-0	2001-02	1-0-0-0	1-0-0-0	0-0-0-0	2015-16	2-0-0	1-0-0	1-0-0
1989-90	1-2-0	0-2-0	1-0-0	2002-03	1-1-0-0	1-0-0-0	0-1-0-0	2016-17	1-1-0	0-1-0	1-0-0
1990-91	1-2-0	1-0-0	0-2-0	2003-04	0-1-0-0	0-1-0-0	0-0-0-0	2017-18	1-0-1	1-0-0	0-0-1
1991-92	2-0-1	0-0-1	2-0-0	2005-06	0-1-0	0-0-0	0-1-0	2018-19	1-0-1	1-0-0	0-0-1

## ALL-TIME SEASON GAME RESULTS (\*Overtime \*\*Shootout)

11/14/1979	L	2-3	at ARI (WPG)	1/26/1984	L	2-6	ARI (WPG)	11/10/1989	W	4-2	at ARI (WPG)	10/5/1996	W	1-0	ARI (PHX)	2/7/2009	W	7-2	at ARI (PHX)
1/21/1980	W	7-2	ARI (WPG)	10/24/1984	L	4-8	at ARI (WPG)	1/3/1990	L	2-4	ARI (WPG)	11/14/1996	W	2-1	at ARI (PHX)	3/13/2010	L	0-4	ARI (PHX)
2/15/1980	W	5-4	ARI (WPG)	11/7/1984	L	0-3	ARI (WPG)	2/24/1990	L	1-3	ARI (WPG)	12/5/1997	T	2-2*	ARI (PHX)	10/23/2010	W	4-3*	at ARI (PHX)
3/26/1980	L	0-7	at ARI (WPG)	2/19/1985	W	6-2	at ARI (WPG)	11/9/1990	L	4-5	at ARI (WPG)	3/6/1998	W	5-4*	at ARI (PHX)	12/21/2011	L	3-4	ARI (PHX)
11/26/1980	W	8-4	ARI (WPG)	11/23/1985	W	8-1	ARI (WPG)	1/5/1991	W	4-3	ARI (WPG)	3/15/1998	T	5-5*	at ARI (PHX)	10/13/2013	L	3-5	ARI (PHX)
12/10/1980	W	8-5	at ARI (WPG)	1/25/1986	W	7-2	ARI (WPG)	2/26/1991	L	4-5	at ARI (WPG)	1/27/2000	L	2-4	ARI (PHX)	12/14/2013	W	3-1	at ARI (PHX)
1/10/1981	W	5-3	at ARI (WPG)	2/14/1986	L	4-5	at ARI (WPG)	10/16/1991	W	3-2	at ARI (WPG)	3/1/2000	L	5-7	at ARI (PHX)	11/1/2014	W	3-0	ARI
2/18/1981	T	3-3	ARI (WPG)	10/16/1986	T	4-4*	ARI (WPG)	1/21/1992	T	3-3*	at ARI (WPG)	2/7/2001	W	2-1*	at ARI (PHX)	2/5/2015	W	2-1**	at ARI
12/30/1981	W	6-1	at ARI (WPG)	1/9/1987	L	0-3	at ARI (WPG)	3/13/1992	W	1-0	at ARI (WPG)	2/16/2001	L	0-2	ARI (PHX)	12/6/2015	W	5-4	ARI
1/6/1982	L	3-5	ARI (WPG)	3/13/1987	W	3-0	at ARI (WPG)	1/18/1993	L	7-8	ARI (WPG)	11/4/2001	W	1-0*	ARI (PHX)	12/12/2015	W	5-4*	at ARI
3/10/1982	W	6-2	ARI (WPG)	2/17/1988	W	4-3	ARI (WPG)	1/30/1993	L	3-6	ARI (WPG)	11/12/2002	W	3-2	ARI (PHX)	3/3/2017	L	2-4	ARI
12/17/1982	W	2-0	at ARI (WPG)	3/1/1988	L	3-6	at ARI (WPG)	2/12/1993	W	6-2	at ARI (WPG)	2/26/2003	L	2-4	at ARI (PHX)	3/5/2017	W	2-1	at ARI
1/29/1983	T	2-2	ARI (WPG)	3/22/1988	W	4-3	ARI (WPG)	1/5/1994	W	4-0	ARI (WPG)	1/4/2004	L	0-3	ARI (PHX)	11/4/2017	OT	1-2**	at ARI
2/25/1983	L	3-5	at ARI (WPG)	1/10/1989	W	2-1	at ARI (WPG)	2/4/1994	T	2-2*	at ARI (WPG)	12/3/2005	L	4-8	at ARI (PHX)	3/22/2018	W	6-5	ARI
12/10/1983	T	5-5*	ARI (WPG)	2/11/1989	W	7-3	ARI (WPG)	1/12/1996	W	3-2	at ARI (WPG)	1/4/2007	L	0-2	ARI (PHX)	11/2/2018	OT	3-4*	at ARI
1/8/1984	L	3-4	at ARI (WPG)	2/19/1989	L	6-7*	at ARI (WPG)	3/1/1996	L	2-5	ARI (WPG)	11/21/2008	W	5-2	ARI (PHX)	12/16/2018	W	3-0	ARI





# BUFFALO SABRES

## 2019-20 SCHEDULE

11/14/19 ..... at BUF ..... 7 p.m.  
 3/15/20 ..... at BUF ..... 5 p.m.  
 3/17/20 ..... at CAR ..... 7 p.m.

## HURRICANES vs. BUFFALO

ALL-TIME: ..... GP: 201 ..... 81-96-18-6 ..... GF: 579 ..... GA: 667  
 at home: ..... GP: 101 ..... 46-42-11-2 ..... GF: 299 ..... GA: 291  
 on road: ..... GP: 100 ..... 35-54-7-4 ..... GF: 283 ..... GA: 380  
 in overtime: ..... GP: 35 ..... 12-10-13

Owner/President ..... Kim Pegula  
 General manager ..... Jason Botterill  
 Head coach ..... Ralph Krueger  
 Assistant coaches ..... Steve Smith, Don Granato, Mike Bales  
 Vice president of media relations ..... Chris Bandura  
 Senior manager of media relations ..... Ian Ott  
 Manager of media relations ..... Chris Dierken  
 Coordinator of media relations ..... Lindsey Brown  
 General office ..... 716/855-4100

## SERIES RECORDS

Winning streak ..... 9 ..... 12/17/2016-3/16/2019  
 Losing streak ..... 5 ..... 12/11/1993-4/4/1995  
 Unbeaten streak ..... 9 ..... 12/17/2016-3/16/2019  
 Goals scored ..... 9 (2x) ..... Last: 12/6/1988 (W, 9-0)  
 Goals allowed ..... 9 ..... 12/11/1992 (L, 3-9)  
 Goals, both teams ..... 12 (4x) ..... Last: 12/11/1992 (L, 3-9)

Inaugural season ..... 1970-71  
 Stanley Cup titles ..... None  
 Home ice ..... KeyBank Center (1996)  
 Building capacity ..... 19,070  
 2018-19 record ..... 33-39-10  
 AHL affiliate ..... Rochester Americans

## LAST TRANSACTION

8/2/2018 CAR acquired Cliff Pu, BUF's 2019 second-round pick and BUF's 2020 third- and sixth-round picks in exchange for Jeff Skinner.

## 2018-19 SERIES RECAP

### HURRICANES WIN SERIES 3-0-0 (SABRES: 0-2-1)

At CAROLINA HURRICANES                              Attend      Goaltenders                              Winning Goal  
 16 Mar '19 Hurricanes 4 Sabres 2 15,171 McElhinney vs. Ullmark Justin Williams  
 11 Jan '19 Hurricanes 4 Sabres 3 17,199 McElhinney vs. Hutton Sebastian Aho

At BUFFALO SABRES    Attend      Goaltenders    Winning Goal  
 07 Feb '19 \*Hurricanes 6 Sabres 5 17,588 McElhinney vs. Ullmark Teuvo Teravainen

## SERIES STATISTICS

**HURRICANES SPECIALTY TEAMS**  
 Power Play ..... 1-6 ..... 16.7%  
 Penalty Killing ..... 7-8 ..... 87.5%

**SABRES SPECIALTY TEAMS**  
 Power Play ..... 1-8 ..... 12.5%  
 Penalty Killing ..... 5-6 ..... 83.3%

## HURRICANES LEADING SCORER

Teuvo Teravainen      GP   G   A   P   +/-   PIM  
 Teuvo Teravainen      3   2   4   6   6   0

## SABRES LEADING SCORERS

Jeff Skinner              GP   G   A   P   +/-   PIM  
 Jeff Skinner              3   4   0   4   -3   2  
 Sam Reinhart              3   0   4   4   1   0

## GOALTENDING

**HURRICANES**      GP   Min   W-L-OT   SO   GA   SA   SV   GAA   SV%  
 Curtis McElhinney    3   183   3-0-0   0   10   109   99   3.28   .908

**SABRES**              GP   Min   W-L-OT   SO   GA   SA   SV   GAA   SV%  
 Carter Hutton              1   58   0-1-0   0   4   30   26   4.15   .867  
 Linus Ullmark              2   122   0-1-1   0   10   59   49   4.92   .831

## ALL-TIME SEASON SERIES RECORDS

YEAR	OVERALL	HOME	ROAD	YEAR	OVERALL	HOME	ROAD	YEAR	OVERALL	HOME	ROAD
1979-80	1-3-0	1-1-0	0-2-0	1989-90	2-6-0	1-3-0	1-3-0	1999-00	2-2-0-0	1-1-0-0	1-1-0-0
1980-81	1-2-1	0-2-0	1-0-1	1990-91	2-4-2	1-2-1	1-2-1	2000-01	2-2-0-0	2-0-0-0	0-2-0-0
1981-82	1-4-3	1-2-1	0-2-2	1991-92	4-2-2	3-0-1	1-2-1	2001-02	1-1-1-1	0-1-1-0	1-0-0-1
1982-83	2-5-1	1-3-0	1-2-1	1992-93	1-6-2	0-3-2	1-3-0	2002-03	2-2-0-0	1-1-0-0	1-1-0-0
1983-84	3-5-0	2-2-0	1-3-0	1993-94	1-3-1	0-2-1	1-1-0	2003-04	1-3-0-0	1-1-0-0	0-2-0-0
1984-85	0-5-3	0-2-2	0-3-1	1994-95	2-2-0	1-1-0	1-1-0	2005-06	3-1-0	1-1-0	2-0-0
1985-86	6-2-0	2-2-0	4-0-0	1995-96	2-3-0	2-0-0	0-3-0	2006-07	0-3-1	0-2-0	0-1-1
1986-87	4-4-0	3-1-0	1-3-0	1996-97	4-2-0	3-0-0	1-2-0	2007-08	2-2-0	2-0-0	0-2-0
1987-88	4-3-1	2-1-1	2-2-0	1997-98	1-4-1	1-1-1	0-3-0	2008-09	2-2-0	1-1-0	1-1-0
1988-89	5-3-0	2-2-0	3-1-0	1998-99	2-2-0	1-1-0	1-1-0	2009-10	2-2-0	1-1-0	1-1-0
2010-11	2-1-1	1-0-1	1-1-0	2011-12	2-1-1	1-1-0	1-0-1	2010-11	2-1-1	1-0-1	1-1-0
2011-12	2-1-1	1-1-0	1-0-1	2012-13	3-0-0	2-0-0	1-0-0	2011-12	2-1-1	1-1-0	1-0-1
2013-14	2-1-0	1-0-0	1-1-0	2014-15	1-1-1	1-0-1	0-1-0	2012-13	3-0-0	2-0-0	1-0-0
2014-15	1-1-1	1-0-1	0-1-0	2015-16	0-2-1	0-1-0	0-1-1	2013-14	2-1-0	1-0-0	1-1-0
2016-17	3-0-0	2-0-0	1-0-0	2016-17	3-0-0	2-0-0	1-0-0	2014-15	1-1-1	1-0-1	0-1-0
2017-18	3-0-0	1-0-0	2-0-0	2017-18	3-0-0	1-0-0	2-0-0	2015-16	0-2-1	0-1-0	0-1-1
2018-19	3-0-0	2-0-0	1-0-0	2018-19	3-0-0	2-0-0	1-0-0	2016-17	3-0-0	2-0-0	1-0-0

## ALL-TIME SEASON GAME RESULTS (\*Overtime \*\*Shootout)

10/17/1979	L	1-3	at BUF	12/12/1984	T	2-2*	BUF	1/31/1989	L	3-5	BUF	2/17/1993	L	3-5	BUF	1/22/2000	W	4-1	BUF	4/9/2009	L	1-5	BUF
11/21/1979	W	5-3	BUF	1/8/1985	T	4-4*	at BUF	2/9/1989	W	5-2	BUF	3/5/1993	W	4-2	at BUF	3/27/2000	L	1-5	BUF	11/28/2009	L	1-5	at BUF
12/22/1979	L	2-4	BUF	1/19/1985	L	0-2	BUF	3/16/1989	L	1-6	BUF	3/13/1993	T	3-3*	BUF	3/31/2000	W	3-1	at BUF	2/5/2010	W	4-3	at BUF
3/6/1980	L	3-4	at BUF	3/5/1985	L	3-6	at BUF	3/28/1989	L	2-4	at BUF	10/10/1993	W	3-2	at BUF	10/25/2000	L	1-4	at BUF	2/11/2010	W	4-3*	BUF
10/12/1980	T	3-3	at BUF	3/30/1985	L	1-2	BUF	10/13/1989	L	1-4	at BUF	10/23/1993	T	3-3*	BUF	12/15/2000	W	5-3	BUF	3/21/2010	L	3-5	BUF
11/29/1980	L	2-5	BUF	4/2/1985	L	1-2	at BUF	10/18/1989	W	2-1	BUF	12/11/1993	L	0-3	BUF	3/21/2001	W	1-0	BUF	1/13/2011	L	2-3	at BUF
1/31/1981	L	3-5	BUF	10/10/1985	W	5-4	at BUF	11/8/1989	L	3-6	BUF	2/16/1994	L	3-5	BUF	3/24/2001	L	1-3	at BUF	3/3/2011	W	3-2*	BUF
3/6/1981	W	5-3	at BUF	11/1/1985	L	0-2	BUF	11/26/1989	L	2-4	at BUF	3/25/1994	L	3-6	at BUF	12/4/2001	L	2-4	BUF	3/15/2011	W	1-0	at BUF
11/8/1981	T	2-2	at BUF	12/13/1985	W	6-4	at BUF	11/28/1989	L	2-4	BUF	2/25/1995	L	1-3	BUF	12/14/2001	OTL	2-3*	at BUF	4/3/2011	OT	1-2*	BUF
12/4/1981	L	2-4	BUF	2/8/1986	L	2-4	BUF	2/18/1990	W	6-4	at BUF	4/4/1995	L	3-6	at BUF	12/31/2001	W	5-4	at BUF	10/14/2011	W	4-3	at BUF
12/20/1981	L	2-8	at BUF	2/19/1986	W	4-4	at BUF	2/23/1990	L	3-7	at BUF	4/8/1995	W	4-2	BUF	1/29/2002	T	2-2*	BUF	11/18/2011	L	0-1	BUF
1/9/1982	L	2-3	BUF	3/5/1986	W	5-1	BUF	3/10/1990	L	0-5	BUF	4/18/1995	W	2-1	at BUF	11/7/2002	W	2-0	BUF	1/6/2012	W	4-2	BUF
1/17/1982	L	1-7	at BUF	3/7/1986	W	6-2	at BUF	10/10/1990	W	4-3	BUF	12/1/1995	L	1-2	at BUF	1/3/2003	L	3-6	at BUF	3/7/2012	OT	2-3*	at BUF
3/3/1982	T	3-3	at BUF	4/1/1986	W	5-3	BUF	10/28/1990	L	0-5	at BUF	1/24/1996	L	2-4	at BUF	3/12/2003	W	3-2*	at BUF	1/24/2013	W	6-3	BUF
3/6/1982	T	2-2	BUF	10/24/1986	W	5-4	at BUF	12/7/1990	W	4-3*	at BUF	2/17/1996	W	2-1*	BUF	3/29/2003	L	1-3	BUF	1/25/2013	W	3-1	at BUF
3/18/1982	W	4-1	BUF	10/25/1986	W	3-2	BUF	12/18/1990	L	3-4*	BUF	3/16/1996	W	2-1	BUF	11/21/2003	L	0-5	at BUF	3/5/2013	W	4-3	BUF
10/10/1982	T	4-4	at BUF	11/26/1986	W	3-0	BUF	2/23/1991	L	4-5	BUF	4/14/1996	L	1-4	at BUF	12/26/2003	L	1-3	at BUF	12/17/2014	W	5-3	at BUF
11/6/1982	L	2-5	BUF	12/14/1986	L	3-4	at BUF	2/24/1991	T	5-5*	at BUF	10/26/1996	L	3-6	at BUF	12/29/2003	W	2-1	BUF	2/25/2014	L	2-3	at BUF
11/24/1982	L	2-4	BUF	12/17/1986	W	4-3	BUF	3/17/1991	L	1-6	at BUF	11/9/1996	W	4-3*	BUF	1/25/2004	L	2-4	BUF	3/13/2014	W	4-2	BUF
12/12/1982	W	3-1	at BUF	2/4/1987	L	1-3	BUF	3/30/1991	T	5-5*	BUF	12/7/1996	W	6-4	BUF	11/9/2005	W	5-3	at BUF	10/14/2014	OT	3-4**	BUF
1/2/1983	L	4-8	at BUF	2/22/1987	L	3-5	at BUF	10/19/1991	W	4-1	BUF	12/26/1996	L	1-5	at BUF	2/12/2006	W	4-3**	BUF	1/8/2015	W	5-2	BUF
3/1/1983	L	5-6	BUF	4/5/1987	L	0-6	at BUF	10/27/1991	L	1-5	at BUF	1/25/1997	W	5-1	at BUF	3/22/2006	W	4-3*	at BUF	4/6/2015	L	3-4	at BUF
3/23/1983	L	3-8	at BUF	10/21/1987	W	5-3	at BUF	12/7/1991	T	6-6*	BUF	4/7/1997	W	4-2	BUF	4/18/2006	L	0-4	BUF	11/27/2015	L	1-4	at BUF
3/29/1983	W	5-4	BUF	10/28/1987	T	2-2*	BUF	12/13/1991	W	8-4	at BUF	10/15/1997	T	3-3*	BUF	10/4/2006	OT	2-3**	BUF	3/12/2016	OT	2-3*	at BUF
10/5/1983	L	3-5	at BUF	11/18/1987	W	9-1	BUF	12/23/1991	W	4-3	BUF	10/31/1997	L	2-3*	BUF	10/20/2006	L	4-5	at BUF	3/22/2016	L	2-3	BUF
10/22/1983	L	2-5	BUF	11/27/1987	W	4-2	at BUF	2/11/1992	W	5-1	BUF	12/12/1997	L	2-3*	at BUF	11/13/2006	L	4-7	BUF	12/17/2016	W	2-1**	BUF
12/17/1983	L	1-4	BUF	12/5/1987	W	2-1	BUF	2/16/1992	L	4-5	at BUF	12/27/1997	W	4-1	BUF	12/28/2006	L	1-4	at BUF	12/22/2016	W	3-1	at BUF
12/21/1983	W	6-3	at BUF	1/8/1988	L	1-3	at BUF	3/29/1992	T	2-2*	at BUF	1/21/1998	L	1-2	at BUF	10/24/2007	W	6-2	BUF	1/13/2017	W	5-2	BUF
2/19/1984	L	2-5	at BUF	2/27/1988	L	3-4	BUF	10/10/1992	L	2-5	BUF	4/8/1998	L	1-3	at BUF	12/1/2007	L	1-8	at BUF	11/18/2017	W	3-1	at BUF
2/23/1984	W	3-2	BUF	3/31/1988	L	2-3	at BUF	11/13/1992	L	2-8	at BUF	12/19/1998	W	3-2	at BUF	3/8/2008	W	4-3*	BUF	12/15/2017	W	5-4*	at BUF
3/11/1984	L	3-4*	at BUF	10/26/1988	W	7-1	at BUF	12/11/1992	L	3-9	at BUF	12/21/1998	L	1-4	BUF	3/14/2008	L	1-7	at BUF	12/23/2017	W	4-2	BUF
3/27/1984	W	4-1	BUF	12/2/1988	W	6-1	at BUF	12/12/1992	T	1-1*	BUF	2/15/1999	L	2-3	at BUF	1/17/2009	L	1-3	at BUF	1/11/2019	W	4-3	BUF
11/2/1984	L	1-8	at BUF	12/6/1988	W	9-0	BUF	1/6/1993	L	1-3	BUF	3/8/1999	W	4-1	BUF	2/15/2009	W	3-0	at BUF	2/7/2019	W	6-5*	at BUF
11/3/1984	T	4-4*	BUF	1/4/1989	W	5-4*	at BUF	2/3/1993	L	2-3	at BUF	10/22/1999	L	3-7	at BUF	2/26/2009	W	2-1**	BUF	3/16/2019	W	4-2	BUF





# CALGARY FLAMES

## 2019-20 SCHEDULE

10/29/19..... at CAR..... 7 p.m.  
 12/14/19..... at CGY..... 4 p.m.

## HURRICANES vs. CALGARY

ALL-TIME:..... GP: 75..... 22-44-7-2..... GF: 228..... GA: 300  
 at home:..... GP: 37..... 14-18-5-0..... GF: 119..... GA: 129  
 on road:..... GP: 38..... 8-26-2-2..... GF: 109..... GA: 171  
 in overtime:..... GP: 11..... 1-5-5

Owner/Chairman..... N. Murray Edwards  
 General manager..... Brad Treliving  
 Head coach..... Bill Peters  
 Associate coach..... Geoff Ward  
 Assistant coaches..... Ryan Huska, Martin Gelinas  
 Goaltender coach..... Jordan Sigalet  
 Vice president of communications..... Peter Hanlon  
 Director of communications & media relations..... Sean Kelso  
 Communications assistant..... Dalton Ulrich  
 General office..... 403/777-2177

## SERIES RECORDS

Winning streak..... 3..... 12/18/1985-10/11/1986  
 Losing streak..... 7 (2x)..... Last: 11/11/1992-1/9/1997  
 Unbeaten streak..... 6..... 3/5/1997-11/30/1999  
 Goals scored..... 9..... 1/7/1986 (W, 9-1)  
 Goals allowed..... 10..... Last: 10/21/1982 (L, 3-10)  
 Goals, both teams..... 14..... 3/15/1988 (L, 6-8)

## LAST TRANSACTION

6/23/2018 CAR acquired Dougie Hamilton, Micheal Ferland and Adam Fox from CGY in exchange for Noah Hanifin and Elias Lindholm.

Inaugural season..... 1972-73 (Atlanta); 1980-81 (Calgary)  
 Stanley Cup titles..... 1 (1989)  
 Home ice..... Scotiabank Saddledome (1983)  
 Building capacity..... 19,289  
 2018-19 record..... 50-25-7  
 AHL affiliate..... Stockton Heat

## 2018-19 SERIES RECAP

### FLAMES WIN SEASON SERIES: 2-0-0 (HURRICANES: 0-1-1)

At CAROLINA HURRICANES Attend Goaltenders Winning Goal  
 03 Feb '19 Hurricanes 3 Flames 4 12,621 Mrazek vs. Rittich Noah Hanifin

At CALGARY FLAMES Attend Goaltenders Winning Goal  
 22 Jan '19 \*Hurricanes 2 Flames 3 18,508 Mrazek vs. Rittich Mikael Backlund

## SERIES STATISTICS

HURRICANES SPECIALTY TEAMS FLAMES SPECIALTY TEAMS  
 Power Play..... 0-6..... 0.0% Power Play..... 1-9..... 11.1%  
 Penalty Killing..... 8-9..... 88.9% Penalty Killing..... 6-6..... 100.0%

## HURRICANES LEADING SCORERS

	GP	G	A	P	+/-	PIM
Sebastian Aho	2	2	1	3	-1	0
Dougie Hamilton	2	2	1	3	4	2
Teuvo Teravainen	2	1	2	3	1	2

## FLAMES LEADING SCORERS

	GP	G	A	P	+/-	PIM
Mikael Backlund	2	1	1	2	2	0
Garnet Hathaway	2	1	1	2	2	2
Oliver Kyllington	2	1	1	2	1	2
Elias Lindholm	2	1	1	2	-2	0
Derek Ryan	2	1	1	2	2	2
TJ Brodie	2	0	2	2	0	0

## GOALTENDING

HURRICANES	GP	Min	W-L-OT	SO	GA	SA	SV	GAA	SV%
Petr Mrazek	2	118	0-1-1	0	7	57	50	3.57	.877

FLAMES	GP	Min	W-L-OT	SO	GA	SA	SV	GAA	SV%
David Rittich	2	120	2-0-0	0	5	72	67	2.49	.931

## ALL-TIME SEASON SERIES RECORDS

YEAR	OVERALL	HOME	ROAD	YEAR	OVERALL	HOME	ROAD	YEAR	OVERALL	HOME	ROAD
1979-80	3-1-0	2-0-0	1-1-0	1992-93	0-2-0	0-1-0	0-1-0	2006-07	0-1-0	0-0-0	0-1-0
1980-81	1-3-0	0-2-0	1-1-0	1993-94	0-2-0	0-1-0	0-1-0	2007-08	0-1-0	0-1-0	0-0-0
1981-82	1-2-0	1-0-0	0-2-0	1994-95	Did Not Play Western Conf. Teams			2008-09	1-0-0	1-0-0	0-0-0
1982-83	0-1-2	0-0-2	0-1-0	1995-96	0-2-0	0-1-0	0-1-0	2009-10	0-1-0	0-0-0	0-1-0
1983-84	0-2-1	0-1-0	0-1-1	1996-97	1-1-0	1-0-0	0-1-0	2010-11	1-0-0	1-0-0	0-0-0
1984-85	0-3-0	0-2-0	0-1-0	1997-98	1-0-1	0-0-1	1-0-0	2011-12	0-1-0	0-0-0	0-1-0
1985-86	2-1-0	1-0-0	1-1-0	1998-99	1-0-0	1-0-0	0-0-0	2012-13	Did Not Play Western Conf. Teams		
1986-87	1-2-0	1-1-0	0-1-0	1999-00	1-0-1-0	1-0-0-0	0-0-1-0	2013-14	0-1-1	0-1-0	0-0-1
1987-88	0-3-0	0-1-0	0-2-0	2000-01	0-1-0-0	0-0-0-0	0-1-0-0	2014-15	1-1-0	1-0-0	0-1-0
1988-89	1-2-0	1-1-0	0-1-0	2001-02	0-0-1-0	0-0-1-0	0-0-0-0	2015-16	1-1-0	1-0-0	0-1-0
1989-90	0-2-1	0-0-1	0-2-0	2002-03	1-0-0-0	0-0-0-0	1-0-0-0	2016-17	1-1-0	0-1-0	1-0-0
1990-91	1-2-0	1-1-0	0-1-0	2003-04	0-1-0-0	0-0-0-0	0-1-0-0	2017-18	1-1-0	0-1-0	1-0-0
1991-92	1-1-0	0-1-0	1-0-0	2005-06	Did Not Play Northwest Div. Teams			2018-19	0-1-1	0-1-0	0-0-1

## ALL-TIME SEASON GAME RESULTS (\*Overtime \*\*Shootout)

11/25/1979 W 4-2 CGY (ATL)	2/11/1984 L 3-6 CGY	11/19/1988 L 2-5 CGY	1/10/1996 L 2-3* at CGY	2/3/2010 L 1-4 at CGY
1/28/1980 W 6-1 CGY (ATL)	3/20/1984 L 1-4 at CGY	12/10/1988 W 4-1 CGY	1/9/1997 L 2-3 at CGY	1/11/2011 W 6-5** CGY
2/2/1980 L 3-5 at CGY (ATL)	10/23/1984 L 4-9 at CGY	1/5/1990 L 4-6 at CGY	3/5/1997 W 2-0 CGY	12/6/2011 L 6-7 at CGY
2/23/1980 W 6-5 at CGY (ATL)	1/15/1985 L 2-5 CGY	1/19/1990 T 3-3* CGY	11/13/1997 W 4-2 at CGY	12/12/2013 OT 1-2* at CGY
12/6/1980 W 5-3 at CGY	2/6/1985 L 4-7 CGY	3/17/1990 L 4-5 at CGY	11/23/1997 T 3-3* CGY	1/13/2014 L 0-2 CGY
1/23/1981 L 2-4 CGY	12/4/1985 L 5-8 at CGY	12/29/1990 L 2-8 at CGY	3/12/1999 W 2-1 CGY	10/23/2014 L 0-5 at CGY
2/27/1981 L 1-5 at CGY	12/18/1985 W 4-3 CGY	1/23/1991 W 5-4 CGY	10/11/1999 T 3-3* at CGY	11/10/2014 W 4-1 CGY
3/8/1981 L 4-5 CGY	1/7/1986 W 9-1 at CGY	2/9/1991 L 2-5 CGY	11/30/1999 W 4-3 CGY	1/24/2016 W 5-2 CGY
10/24/1981 L 3-7 at CGY	10/11/1986 W 6-5 CGY	11/6/1991 L 2-3 CGY	12/9/2000 L 2-7 at CGY	2/3/2016 L 1-4 at CGY
1/27/1982 W 3-1 CGY	11/13/1986 L 3-4 at CGY	3/16/1992 W 4-3 at CGY	3/11/2002 T 3-3* CGY	10/20/2016 W 4-2 at CGY
2/16/1982 L 2-7 at CGY	3/11/1987 L 1-6 CGY	11/11/1992 L 3-4 CGY	12/12/2002 W 4-3 at CGY	2/26/2017 L 1-3 CGY
10/21/1982 L 3-10 at CGY	12/22/1987 L 5-6* at CGY	2/13/1993 L 3-4* at CGY	12/11/2003 L 0-1 at CGY	10/19/2017 W 2-1 at CGY
11/20/1982 T 4-4 CGY	1/27/1988 L 1-5 at CGY	11/3/1993 L 3-6 CGY	12/5/2006 L 0-3 at CGY	1/14/2018 L 1-4 CGY
3/20/1983 T 2-2 CGY	3/15/1988 L 6-8 CGY	2/11/1994 L 1-4 at CGY	12/14/2007 L 3-4 CGY	1/22/2019 OT 2-3* at CGY
1/13/1984 T 3-3* at CGY	11/7/1988 L 3-6 at CGY	12/20/1995 L 2-3 CGY	3/6/2009 W 6-1 CGY	2/3/2019 L 3-4 CGY



# CHICAGO BLACKHAWKS

## 2019-20 SCHEDULE

10/26/19..... at CAR..... 1 p.m.  
 11/19/19..... at CHI..... 8:30 p.m.

## HURRICANES vs. CHICAGO

ALL-TIME:..... GP: 77..... 34-33-7-3..... GF: 230..... GA: 251  
 at home:..... GP: 39..... 20-13-4-2..... GF: 126..... GA: 111  
 on road:..... GP: 38..... 14-20-3-1..... GF: 104..... GA: 140  
 in overtime:..... GP: 9..... 3-3-3

Chairman..... W. Rockwell "Rocky" Wirtz  
 Senior vice president/General manager..... Stan Bowman  
 Head coach..... Jeremy Colliton  
 Assistant coaches..... Sheldon Brookbank, Tomas Mitell, Marc Crawford  
 Goaltending coach..... Jimmy Waite  
 Vice president, communications..... Adam Rogowin  
 Senior director, media relations..... John Steinmiller  
 Public relations manager..... Lyndsey Stroope  
 Media relations manager..... Mike Horan  
 Media relations coordinator..... Will Chukerman  
 General office..... 312/455-7000

## SERIES RECORDS

Winning streak..... 4..... 3/8/2000-3/5/2002  
 Losing streak..... 6..... 2/28/1991-3/28/1993  
 Unbeaten streak..... 8..... 3/8/2000-3/12/2008  
 Goals scored..... 11..... 3/15/1986 (W, 11-4)  
 Goals allowed..... 11..... 11/23/1980 (L, 3-11)  
 Goals, both teams..... 15..... 3/15/1986 (W, 11-4)

## LAST TRANSACTION

6/24/2019 CAR acquired Anton Forsberg and Gustav Forsling from CHI in exchange for Calvin de Haan and Aleksii Saarela.

Inaugural season..... 1926-27  
 Stanley Cup titles..... 6 (1934, 1938, 1961, 2010, 2013, 2015)  
 Home ice..... United Center (1994)  
 Building capacity..... 19,717  
 2018-19 record..... 36-34-12  
 AHL affiliate..... Rockford Icehogs

## 2018-19 SERIES RECAP

### HURRICANES WIN SEASON SERIES: 2-0-0 (BLACKHAWKS: 0-1-1)

At CAROLINA HURRICANES	Attend	Goaltenders	Winning Goal
12 Nov '18 *Hurricanes 3 Blackhawks 2	11,221	Darling vs. Ward	Sebastian Aho

At CHICAGO BLACKHAWKS	Attend	Goaltenders	Winning Goal
08 Nov '18 Hurricanes 4 Blackhawks 3	21,331	Darling vs. Crawford	Calvin de Haan

## SERIES STATISTICS

HURRICANES SPECIALTY TEAMS		BLACKHAWKS SPECIALTY TEAMS	
Power Play..... 3-4..... 75.0%	Penalty Killing..... 2-2..... 100.0%	Power Play..... 0-2..... 0.0%	Penalty Killing..... 1-4..... 25.0%

HURRICANES LEADING SCORERS						BLACKHAWKS LEADING SCORER							
	GP	G	A	P	+/- PIM		GP	G	A	P	+/- PIM		
Sebastian Aho	2	1	2	3	1	0	Patrick Kane	2	1	2	3	0	0
Andrei Svechnikov	2	1	2	3	-1	0							

## GOALTENDING

HURRICANES	GP	Min	W-L-OT	SO	GA	SA	SV	GAA	SV%
Scott Darling	2	121	2-0-0	0	5	73	68	2.48	.932

BLACKHAWKS	GP	Min	W-L-OT	SO	GA	SA	SV	GAA	SV%
Cam Ward	1	61	0-0-1	0	3	40	37	2.94	.925
Corey Crawford	1	58	0-1-0	0	4	34	30	4.13	.882

## ALL-TIME SEASON SERIES RECORDS

YEAR	OVERALL	HOME	ROAD	YEAR	OVERALL	HOME	ROAD	YEAR	OVERALL	HOME	ROAD
1979-80	1-1-2	1-1-0	0-0-2	1992-93	0-2-0	0-1-0	0-1-0	2006-07	Did Not Play Central Div. Teams		
1980-81	0-3-1	0-2-0	0-1-1	1993-94	2-0-0	1-0-0	1-0-0	2007-08	1-0-0	0-0-0	1-0-0
1981-82	1-1-1	0-0-1	1-1-0	1994-95	Did Not Play Western Conf. Teams			2008-09	0-0-1	0-0-0	0-0-1
1982-83	0-3-0	0-2-0	0-1-0	1995-96	1-1-0	1-0-0	0-1-0	2009-10	1-0-0	1-0-0	0-0-0
1983-84	2-1-0	1-0-0	1-1-0	1996-97	0-1-1	0-0-1	0-1-0	2010-11	0-1-0	0-0-0	0-1-0
1984-85	2-1-0	1-1-0	1-0-0	1997-98	1-1-0	0-1-0	1-0-0	2011-12	1-0-0	1-0-0	0-0-0
1985-86	1-2-0	1-0-0	0-2-0	1998-99	1-1-0	1-0-0	0-1-0	2012-13	Did Not Play Western Conf. Teams		
1986-87	1-2-0	0-2-0	1-0-0	1999-00	1-0-0-0	1-0-0-0	0-0-0-0	2013-14	0-1-1	0-0-1	0-1-0
1987-88	2-1-0	1-0-0	1-1-0	2000-01	2-0-0-0	1-0-0-0	1-0-0-0	2014-15	0-2-0	0-1-0	0-1-0
1988-89	2-1-0	2-0-0	0-1-0	2001-02	1-0-0-0	0-0-0-0	1-0-0-0	2015-16	2-0-0	1-0-0	1-0-0
1989-90	1-2-0	1-0-0	0-2-0	2002-03	0-0-1-0	0-0-1-0	0-0-0-0	2016-17	1-1-0	1-0-0	0-1-0
1990-91	1-1-1	1-0-1	0-1-0	2003-04	1-0-0-0	0-0-0-0	1-0-0-0	2017-18	1-0-1	0-0-1	1-0-0
1991-92	0-3-0	0-2-0	0-1-0	2005-06	1-0-0	1-0-0	0-0-0	2018-19	2-0-0	1-0-0	1-0-0

## ALL-TIME SEASON GAME RESULTS (\*Overtime \*\*Shootout)

10/14/1979	T	3-3	at CHI	2/5/1984	W	4-3	at CHI	11/12/1989	L	2-4	at CHI	2/26/1997	T	2-2*	CHI	10/28/2011	W	3-0	CHI
11/9/1979	L	2-4	CHI	10/28/1984	W	4-1	at CHI	12/30/1989	L	3-7	at CHI	10/26/1997	W	3-2	at CHI	10/15/2013	OT	2-3**	CHI
11/11/1979	T	5-5	at CHI	11/17/1984	L	0-7	CHI	1/27/1990	W	6-4	CHI	1/14/1998	L	1-4	CHI	3/21/2014	L	2-3	at CHI
1/19/1980	W	5-3	CHI	1/5/1985	W	4-3	CHI	11/6/1990	T	1-1*	CHI	10/28/1998	W	2-0	CHI	3/2/2015	L	2-5	at CHI
11/23/1980	L	3-11	at CHI	10/23/1985	L	2-9	at CHI	2/10/1991	W	3-1	CHI	4/3/1999	L	1-2	at CHI	3/23/2015	L	1-3	CHI
1/17/1981	L	2-3	CHI	1/12/1986	L	2-4	at CHI	2/28/1991	L	3-6	at CHI	3/8/2000	W	4-1	CHI	12/27/2015	W	2-1	at CHI
2/7/1981	L	2-6	CHI	3/15/1986	W	11-4	CHI	10/26/1991	L	2-4	CHI	12/31/2000	W	2-1	CHI	1/26/2016	W	5-0	CHI
2/15/1981	T	4-4	at CHI	1/3/1987	L	2-3	CHI	11/10/1991	L	0-3	CHI	3/4/2001	W	6-3	at CHI	12/30/2016	W	3-2	CHI
10/31/1981	T	2-2	CHI	2/17/1987	W	5-4	at CHI	3/28/1992	L	1-3	CHI	3/5/2002	W	2-1*	at CHI	1/6/2017	L	1-2	at CHI
12/13/1981	L	1-6	at CHI	2/21/1987	L	3-6	CHI	1/23/1993	L	2-6	CHI	10/26/2002	T	3-3*	CHI	11/11/2017	OT	3-4*	CHI
1/25/1982	W	6-5	at CHI	10/24/1987	W	5-3	CHI	3/28/1993	L	0-3	at CHI	3/17/2004	W	3-2	at CHI	3/8/2018	W	3-2	at CHI
11/26/1982	L	3-4	CHI	1/13/1988	L	1-2	at CHI	10/14/1993	W	6-2	at CHI	12/13/2005	W	5-3	CHI	11/8/2018	W	4-3	at CHI
1/23/1983	L	2-4	at CHI	3/2/1988	W	2-1	at CHI	3/12/1994	W	3-2*	CHI	3/12/2008	W	3-0	at CHI	11/12/2018	W	3-2*	CHI
2/19/1983	L	2-4	CHI	10/15/1988	W	7-5	CHI	10/14/1995	W	3-2	CHI	3/11/2009	OT	2-3**	at CHI				
10/30/1983	L	1-6	at CHI	12/14/1988	L	3-4	at CHI	12/10/1995	L	1-4	at CHI	1/30/2010	W	4-2	CHI				
11/12/1983	W	6-1	CHI	4/1/1989	W	6-1	CHI	12/29/1996	L	3-4	at CHI	3/4/2011	L	2-5	at CHI				



# COLORADO AVALANCHE

## 2019-20 SCHEDULE

12/19/19 ..... at COL ..... 9 p.m.  
 2/28/20 ..... at CAR ..... 7:30 p.m.

## HURRICANES vs. COLORADO

ALL-TIME: ..... GP: 146 ..... 50-72-21-3 ..... GF: 441 ..... GA: 538  
 at home: ..... GP: 72 ..... 31-27-12-2 ..... GF: 228 ..... GA: 234  
 on road: ..... GP: 74 ..... 19-45-9-1 ..... GF: 213 ..... GA: 304  
 in overtime: ..... GP: 25 ..... 5-4-16

Owner/Chairman, KSE ..... E. Stanley Kroenke  
 President/Governor/Vice chairman, KSE ..... Josh Kroenke  
 Executive vice president/General manager/Alternate governor ..... Joe Sakic  
 Head coach ..... Jared Bednar  
 Assistant coaches ..... Nolan Pratt, Ray Bennett  
 Goaltending coach ..... Jussi Parkkila  
 Senior vice president, communications & team services ..... Jean Martineau  
 Vice president, media relations ..... Brendan McNicholas  
 Media relations coordinator ..... Danielle Bernstein  
 General office ..... 303/405-1100

## SERIES RECORDS

Winning streak ..... 4 ..... 2/3/1990-3/31/1990  
 Losing streak ..... 6 ..... 11/29/1997-11/3/2000  
 Unbeaten streak ..... 8 ..... 12/26/1989-11/21/1990  
 Goals scored ..... 11 ..... 1/17/1986 (W, 11-6)  
 Goals allowed ..... 12 ..... 2/1/1983 (L, 3-12)  
 Goals, both teams ..... 17 ..... 1/17/1986 (W, 11-6)

## LAST TRANSACTION

3/3/2010 CAR acquired Cedric LaLonde-McNicoll and COL's 2010 sixth-round pick (167th overall – Tyler Stahl) from COL in exchange for Stephane Yelle and Harrison Reed.

Inaugural season ..... 1979-80 (Quebec); 1995-96 (Colorado)  
 Stanley Cup titles ..... 2 (1996, 2001)  
 Home ice ..... Pepsi Center (1999)  
 Building capacity ..... 17,809  
 2018-19 record ..... 38-30-14  
 AHL affiliate ..... Colorado Eagles

## 2018-19 SERIES RECAP

### SEASON SERIES TIED: 1-1-0

At CAROLINA HURRICANES Attend Goaltenders Winning Goal  
 20 Oct '18 Hurricanes 1 Avalanche 3 11,753 McElhinney vs. Grubauer G. Landeskog

At COLORADO AVALANCHE Attend Goaltenders Winning Goal  
 11 Mar '19 Hurricanes 3 Avalanche 0 16,711 Mrazek vs. Grubauer Dougie Hamilton

### SERIES STATISTICS

HURRICANES SPECIALTY TEAMS AVALANCHE SPECIALTY TEAMS  
 Power Play ..... 0-6 ..... 0.0% Power Play ..... 1-7 ..... 14.3%  
 Penalty Killing ..... 6-7 ..... 85.7% Penalty Killing ..... 6-6 ..... 100.0%

### HURRICANES LEADING SCORERS

	GP	G	A	P	+/-	PIM
Andrei Svechnikov	2	2	1	3	2	2
Teuvo Teravainen	2	0	3	3	3	0

### AVALANCHE LEADING SCORER

	GP	G	A	P	+/-	PIM
Nathan MacKinnon	2	1	2	3	0	2

### GOALTENDING

HURRICANES	GP	Min	W-L-OT	SO	GA	SA	SV	GAA	SV%
Petr Mrazek	1	60	1-0-0	1	0	38	38	0.00	1.000
Curtis McElhinney	1	57	0-1-0	0	3	22	19	3.14	.864

AVALANCHE	GP	Min	W-L-OT	SO	GA	SA	SV	GAA	SV%
Philipp Grubauer	2	119	1-1-0	0	3	75	72	1.52	.960

## ALL-TIME SEASON SERIES RECORDS

YEAR	OVERALL	HOME	ROAD	YEAR	OVERALL	HOME	ROAD	YEAR	OVERALL	HOME	ROAD	YEAR	OVERALL	HOME	ROAD
1979-80	1-1-2	1-0-1	0-1-1	1990-91	1-3-4	0-2-2	1-1-2	2001-02	0-1-0-0	0-0-0-0	0-1-0-0	2013-14	1-1-0	1-0-0	0-1-0
1980-81	2-2-0	2-0-0	0-2-0	1991-92	3-5-0	3-1-0	0-4-0	2002-03	0-0-0-1	0-0-0-1	0-0-0-0	2014-15	1-1-0	1-0-0	0-1-0
1981-82	2-3-3	1-0-3	1-3-0	1992-93	3-3-1	1-1-1	2-2-0	2003-04	0-1-0-0	0-0-0-0	0-1-0-0	2015-16	2-0-0	1-0-0	1-0-0
1982-83	2-6-0	2-2-0	0-4-0	1993-94	1-4-0	0-2-0	1-2-0	2005-06	Did Not Play Northwest Div. Teams			2016-17	0-1-1	0-0-1	0-1-0
1983-84	1-3-4	0-1-3	1-2-1	1994-95	1-3-0	1-1-0	0-2-0	2006-07	0-1-0	0-0-0	0-1-0	2017-18	1-1-0	1-0-0	0-1-0
1984-85	3-5-0	2-2-0	1-3-0	1995-96	2-0-0	1-0-0	1-0-0	2007-08	0-1-0	0-1-0	0-0-0	2018-19	1-1-0	0-1-0	1-0-0
1985-86	4-4-0	2-2-0	2-2-0	1996-97	0-1-1	0-1-0	0-0-1	2008-09	1-0-0	1-0-0	0-0-0				
1986-87	3-3-2	3-0-1	0-3-1	1997-98	0-1-1	0-1-0	0-0-1	2009-10	1-1-0	1-0-0	0-1-0				
1987-88	2-6-0	0-4-0	2-2-0	1998-99	0-2-0	0-1-0	0-1-0	2010-11	1-0-0	1-0-0	0-0-0				
1988-89	4-3-1	2-2-0	2-1-1	1999-00	0-2-0-0	0-1-0-0	0-1-0-0	2011-12	0-0-1	0-0-0	0-0-1				
1989-90	6-1-1	3-1-0	3-0-1	2000-01	0-1-1-0	0-0-1-0	0-1-0-0	2012-13	Did Not Play Western Conf. Teams						

## ALL-TIME SEASON GAME RESULTS (\*Overtime \*\*Shootout)

10/24/1979	T	2-2	at COL (QUE)	3/24/1984	W	3-2*	at COL (QUE)	12/26/1987	L	2-4	COL (QUE)	11/25/1991	L	2-5	at COL (QUE)	12/4/1999	L	1-3	at COL
11/24/1979	T	4-4	COL (QUE)	3/25/1984	T	6-6*	COL (QUE)	12/27/1987	L	3-5	at COL (QUE)	12/28/1991	L	1-4	at COL (QUE)	12/20/1999	L	2-4	COL
2/26/1980	L	5-9	at COL (QUE)	10/31/1984	L	3-5	COL (QUE)	3/8/1988	L	4-6	at COL (QUE)	1/2/1992	W	4-1	COL (QUE)	11/3/2000	L	3-5	at COL
4/4/1980	W	9-2	COL (QUE)	11/10/1984	W	1-0	at COL (QUE)	3/13/1988	L	1-4	COL (QUE)	2/22/1992	W	4-0	COL (QUE)	1/6/2001	T	2-2*	COL
10/25/1980	W	4-2	COL (QUE)	12/1/1984	L	4-8	at COL (QUE)	10/6/1988	L	2-5	COL (QUE)	3/5/1992	L	4-10	COL (QUE)	10/23/2001	L	1-5	at COL
12/21/1980	L	5-6	at COL (QUE)	1/2/1985	L	3-7	at COL (QUE)	11/23/1988	W	4-3	COL (QUE)	3/9/1992	L	0-2	at COL (QUE)	1/12/2003	OT	2-3*	COL
2/2/1981	L	2-4	at COL (QUE)	2/10/1985	L	4-10	COL (QUE)	11/26/1988	W	4-2	at COL (QUE)	11/3/1992	T	3-3*	COL (QUE)	2/3/2004	L	1-3	at COL
4/1/1981	W	5-4	COL (QUE)	3/24/1985	W	2-1	COL (QUE)	12/28/1988	T	4-4*	at COL (QUE)	11/21/1992	L	2-8	at COL (QUE)	12/11/2006	L	2-5	at COL
10/6/1981	L	5-6	at COL (QUE)	4/6/1985	W	2-1	COL (QUE)	1/23/1989	W	5-0	at COL (QUE)	12/31/1992	L	2-6	COL (QUE)	1/12/2008	L	4-5	COL
11/21/1981	L	3-7	at COL (QUE)	4/7/1985	L	1-4	at COL (QUE)	1/28/1989	L	2-3*	COL (QUE)	1/9/1993	W	4-2	COL (QUE)	2/22/2009	W	5-2	COL
11/25/1981	T	3-3	COL (QUE)	10/15/1985	L	1-4	at COL (QUE)	2/23/1989	W	4-2	COL (QUE)	2/27/1993	W	5-3	at COL (QUE)	10/23/2009	L	4-5	at COL
1/11/1982	L	2-6	at COL (QUE)	10/30/1985	W	6-4	COL (QUE)	3/23/1989	L	3-6	at COL (QUE)	3/8/1993	W	4-2	at COL (QUE)	1/8/2010	W	2-1	COL
1/20/1982	W	4-2	COL (QUE)	11/9/1985	W	4-3	at COL (QUE)	10/8/1989	W	9-6	at COL (QUE)	4/10/1993	L	3-6	at COL (QUE)	12/3/2010	W	2-1*	COL
1/31/1982	T	4-4	COL (QUE)	12/31/1985	L	1-5	at COL (QUE)	10/25/1989	W	2-0	COL (QUE)	10/20/1993	L	2-5	COL (QUE)	2/10/2012	OT	3-4*	at COL
3/16/1982	W	7-5	at COL (QUE)	1/2/1986	L	2-3	COL (QUE)	11/22/1989	L	2-4	COL (QUE)	1/29/1994	L	2-3	COL (QUE)	10/25/2013	L	2-4	at COL
3/24/1982	T	3-3	COL (QUE)	1/17/1986	W	11-6	COL (QUE)	12/26/1989	T	3-3*	at COL (QUE)	2/1/1994	W	2-1	at COL (QUE)	11/12/2013	W	2-1	COL
11/10/1982	W	7-5	COL (QUE)	1/18/1986	W	5-2	at COL (QUE)	2/3/1990	W	5-1	at COL (QUE)	3/17/1994	L	1-4	at COL (QUE)	11/22/2014	L	3-4	at COL
12/28/1982	L	1-4	at COL (QUE)	3/8/1986	L	3-6	COL (QUE)	2/21/1990	W	3-2	COL (QUE)	4/7/1994	L	2-5	at COL (QUE)	1/13/2015	W	3-2**	COL
1/27/1983	W	5-2	COL (QUE)	11/1/1986	T	2-2*	COL (QUE)	3/21/1990	W	4-1	COL (QUE)	2/5/1995	L	1-3	at COL (QUE)	10/21/2015	W	1-0*	at COL
2/1/1983	L	3-12	at COL (QUE)	11/2/1986	T	3-3*	at COL (QUE)	3/31/1990	W	3-2	at COL (QUE)	2/8/1995	L	2-3	COL (QUE)	10/30/2015	W	3-2	COL
3/5/1983	L	3-10	at COL (QUE)	12/1/1986	L	1-4	at COL (QUE)	10/4/1990	T	3-3*	COL (QUE)	3/9/1995	W	2-1	COL (QUE)	2/17/2017	OT	1-2*	COL
3/6/1983	L	3-7	COL (QUE)	12/3/1986	W	2-1	COL (QUE)	10/16/1990	T	1-1*	at COL (QUE)	5/3/1995	L	1-4	at COL (QUE)	3/7/2017	L	1-3	at COL
4/2/1983	L	4-5	COL (QUE)	1/23/1987	W	3-2	COL (QUE)	11/21/1990	T	4-4*	COL (QUE)	12/15/1995	W	4-2	COL	11/2/2017	L	3-5	at COL
4/3/1983	L	5-6	at COL (QUE)	1/27/1987	L	2-4	at COL (QUE)	11/28/1990	L	3-4	COL (QUE)	2/9/1996	W	3-2*	at COL	2/10/2018	W	3-1	COL
10/13/1983	T	4-4*	COL (QUE)	2/28/1987	W	2-1	COL (QUE)	12/26/1990	W	4-1	at COL (QUE)	11/16/1996	T	4-4*	at COL	10/20/2018	L	1-3	COL
11/17/1983	L	2-4	COL (QUE)	3/10/1987	L	4-6	at COL (QUE)	3/2/1991	T	3-3*	at COL (QUE)	3/25/1997	L	0-4	COL	3/11/2019	W	3-0	at COL
11/19/1983	T	4-4*	at COL (QUE)	10/8/1987	L	1-5	COL (QUE)	3/10/1991	L	1-2	COL (QUE)	10/24/1997	T	3-3*	at COL				
12/27/1983	L	3-7	at COL (QUE)	11/1/1987	W	5-1	at COL (QUE)	3/23/1991	L	3-7	at COL (QUE)	11/29/1997	L	2-3	COL				
1/28/1984	L	0-3	at COL (QUE)	11/7/1987	L	3-5	COL (QUE)	10/5/1991	L	2-4	at COL (QUE)	11/2/1998	L	2-3	COL				
1/29/1984	T	5-5*	COL (QUE)	12/8/1987	W	5-4	at COL (QUE)	11/12/1991	W	5-4	COL (QUE)	3/18/1999	L	2-3	at COL				



# COLUMBUS BLUE JACKETS

## 2019-20 SCHEDULE

10/12/19	..... at CAR	..... 7 p.m.
10/24/19	..... at CBJ	..... 7 p.m.
1/16/20	..... at CBJ	..... 7 p.m.
4/3/20	..... at CAR	..... 7:30 p.m.

## HURRICANES vs. COLUMBUS

ALL-TIME:	GP: 38	..... 20-14-0-4	GF: 93	GA: 98
at home:	GP: 20	..... 11-6-0-3	GF: 52	GA: 53
on road:	GP: 18	..... 9-8-0-1	GF: 41	GA: 45
in overtime:	GP: 7	..... 3-4-0		

Majority owner/Governor..... John P. McConnell  
 President..... Mike Priest  
 General manager..... Jarmo Kekalainen  
 Head coach..... John Tortorella  
 Assistant coach..... Brad Larsen, Kenny McCudden, Brad Shaw  
 Goaltending coach..... Manny Legace  
 Vice president of communications & team services..... Todd Sharrock  
 Director of communications..... Karen Davis  
 Manager of communications..... Glenn Odebralski  
 General office..... 614/246-4625

Inaugural season..... 2000-01  
 Stanley Cup titles..... None  
 Home ice..... Nationwide Arena (2000)  
 Building capacity..... 18,144  
 2018-19 record..... 47-31-4  
 AHL affiliate..... Cleveland Monsters

## SERIES RECORDS

Winning streak..... 4 (2x)..... Last: 3/15/2015-3/24/2016  
 Losing streak..... 7..... 12/29/2007-1/10/2014  
 Unbeaten streak..... 4 (2x)..... Last: 3/15/2015-3/24/2016  
 Goals scored..... 6..... 3/10/2003 (W, 6-5)  
 Goals allowed..... 5 (4x)..... Last: 4/2/2016 (L, 1-5)  
 Goals, both teams..... 11..... 3/10/2003 (W, 6-5)

## LAST TRANSACTION

2/23/2007 CAR acquired Anson Carter from CBJ in exchange for CAR's 2008 fifth-round pick (135th overall – Thomas Kubalik).

## 2018-19 SERIES RECAP

### SEASON SERIES TIED: 2-2-0

At CAROLINA HURRICANES			Attend	Goaltenders	Winning Goal
04 Jan '19	Hurricanes 4	Blue Jackets 2	15,346	McElhinney vs. Bobrovsky/Korpisalo	Greg McKeegg
17 Nov '18	Hurricanes 1	Blue Jackets 4	13,040	Darling vs. Bobrovsky	Cam Atkinson

At BLUE JACKETS			Attend	Goaltenders	Winning Goal
15 Mar '19	Hurricanes 0	Blue Jackets 3	18,832	Mrazek vs. Bobrovsky	Adam McQuaid
05 Oct '18	Hurricanes 3	Blue Jackets 1	18,306	McElhinney vs. Bobrovsky	Sebastian Aho

## SERIES STATISTICS

HURRICANES SPECIALTY TEAMS		BLUE JACKETS SPECIALTY TEAMS	
Power Play.....	0-8..... 0.0%	Power Play.....	1-10..... 10.0%
Penalty Killing.....	9-10..... 90.0%	Penalty Killing.....	8-8..... 100.0%

### HURRICANES LEADING SCORER

	GP	G	A	P	+/-	PM
Sebastian Aho	4	3	2	5	0	2

### BLUE JACKETS LEADING SCORERS

	GP	G	A	P	+/-	PM
Cam Atkinson	4	3	2	5	3	0
Artemi Panarin	4	1	4	5	3	0

## GOALTENDING

HURRICANES	GP	Min	W-L-OT	SO	GA	SA	SV	GAA	SV%
Curtis McElhinney	2	120	2-0-0	0	3	56	53	1.50	.946
Petr Mrazek	1	59	0-1-0	0	2	19	17	2.02	.895
Scott Darling	1	60	0-1-0	0	4	24	20	4.00	.833

BLUE JACKETS	GP	Min	W-L-OT	SO	GA	SA	SV	GAA	SV%
Sergei Bobrovsky	4	207	2-2-0	1	7	128	121	2.03	.945
Joonas Korpisalo	1	30	0-0-0	0	0	14	14	0.00	1.000

## ALL-TIME SEASON SERIES RECORDS

YEAR	OVERALL	HOME	ROAD	YEAR	OVERALL	HOME	ROAD	YEAR	OVERALL	HOME	ROAD
2000-01	1-1-0-0	1-0-0-0	0-1-0-0	2007-08	0-1-0	0-0-0	0-1-0	2013-14	2-2-1	1-1-1	1-1-0
2001-02	1-0-0-0	1-0-0-0	0-0-0-0	2008-09	0-1-0	0-1-0	0-0-0	2014-15	3-0-1	1-0-1	2-0-0
2002-03	2-0-0-0	1-0-0-0	1-0-0-0	2009-10	0-1-0	0-0-0	0-1-0	2015-16	3-1-0	1-1-0	2-0-0
2003-04	1-1-0-0	0-1-0-0	1-0-0-0	2010-11	0-1-0	0-1-0	0-0-0	2016-17	2-2-0	2-0-0	0-2-0
2005-06	1-0-0	1-0-0	0-0-0	2011-12	0-1-0	0-0-0	0-1-0	2017-18	2-0-2	1-0-1	1-0-1
2006-07	Did Not Play Central Div. Teams			2012-13	Did Not Play Western Conf. Teams			2018-19	2-2-0	1-1-0	1-1-0

## ALL-TIME SEASON GAME RESULTS (\*Overtime \*\*Shootout)

12/29/2000	L	1-3	at CBJ	12/29/2007	L	1-4	at CBJ	3/18/2014	W	3-1	at CBJ	3/24/2016	W	3-2	at CBJ	11/28/2017	OT	2-3**	at CBJ
3/7/2001	W	2-1	CBJ	2/14/2009	L	1-5	CBJ	3/29/2014	OT	2-3*	CBJ	4/2/2016	L	1-5	CBJ	12/16/2017	W	2-1	CBJ
11/19/2001	W	5-2	CBJ	11/7/2009	L	2-3	at CBJ	11/4/2014	W	4-2	at CBJ	1/10/2017	W	5-3	CBJ	10/5/2018	W	3-1	at CBJ
11/30/2002	W	4-2	at CBJ	3/12/2011	L	2-3	CBJ	11/7/2014	W	3-2*	CBJ	1/17/2017	L	1-4	at CBJ	11/17/2018	L	1-4	CBJ
3/10/2003	W	6-5	CBJ	3/23/2012	L	1-5	at CBJ	3/10/2015	OT	3-4**	CBJ	1/21/2017	L	2-3	at CBJ	1/4/2019	W	4-2	CBJ
3/2/2004	L	0-3	CBJ	12/23/2013	L	3-4	CBJ	3/15/2015	W	3-2	at CBJ	3/30/2017	W	2-1*	CBJ	3/15/2019	L	0-3	at CBJ
3/8/2004	W	4-1	at CBJ	1/10/2014	L	0-3	at CBJ	1/8/2016	W	4-1	CBJ	10/10/2017	OT	1-2*	CBJ				
12/15/2005	W	2-1	CBJ	1/27/2014	W	3-2	CBJ	1/9/2016	W	4-3*	at CBJ	11/10/2017	W	3-1	at CBJ				





# DALLAS STARS

## 2019-20 SCHEDULE

2/11/20 ..... at DAL ..... 8:30 p.m.  
 2/25/20 ..... at CAR ..... 7 p.m.

## HURRICANES vs. DALLAS

ALL-TIME: ..... GP: 81 ..... 30-42-6-3 ..... GF: 243 ..... GA: 288  
 at home: ..... GP: 42 ..... 18-20-4-0 ..... GF: 130 ..... GA: 140  
 on road: ..... GP: 39 ..... 12-22-2-3 ..... GF: 113 ..... GA: 148  
 in overtime: ..... GP: 11 ..... 2-4-5

Owner/Governor ..... Tom Gaglardi  
 General manager ..... Jim Nill  
 Head coach ..... Jim Montgomery  
 Assistant coaches ..... John Stevens, Rick Bowness, Todd Nelson  
 Goaltending coach ..... Jeff Reese  
 Vice president, communications & broadcasting ..... Tom Holy  
 Corporate communications manager ..... Joe Calvillo  
 Media relations manager ..... Ben Fromstein  
 General office ..... 214/387-5500

## SERIES RECORDS

Winning streak ..... 5 ..... 3/21/1987-11/12/1988  
 Losing streak ..... 7 ..... 10/11/1979-2/14/1981  
 Unbeaten streak ..... 5 ..... 3/21/1987-11/12/1988  
 Goals scored ..... 8 ..... 3/26/1988 (W, 8-1)  
 Goals allowed ..... 9 ..... 10/11/1980 (L, 3-9)  
 Goals, both teams ..... 15 ..... 2/22/1982 (L, 7-8)

## LAST TRANSACTION

6/29/2004 CAR acquired DAL's 2005 fourth-round pick (94th overall – Jakub Vojta) from DAL in exchange for Jaroslav Svoboda.

Inaugural season ..... 1967-68 (Minnesota); 1993-94 (Dallas)  
 Stanley Cup titles ..... 1 (1999)  
 Home ice ..... American Airlines Center (2001)  
 Building capacity ..... 18,532  
 2018-19 record ..... 43-32-7  
 AHL affiliate ..... Texas Stars

## 2018-19 SERIES RECAP

### HURRICANES WIN SEASON SERIES: 2-0-0 (STARS: 0-2-0)

At CAROLINA HURRICANES Attend Goaltenders Winning Goal  
 16 Feb '19 Hurricanes 3 Stars 0 14,369 Mrazek vs. Khudobin Justin Williams

At DALLAS STARS Attend Goaltenders Winning Goal  
 23 Feb '19 Hurricanes 3 Stars 0 18,532 McElhinney vs. Bishop Lucas Wallmark

## SERIES STATISTICS

HURRICANES SPECIALTY TEAMS STARS SPECIALTY TEAMS  
 Power Play ..... 2-4 ..... 50.0% Power Play ..... 0-5 ..... 100.0%  
 Penalty Killing ..... 5-5 ..... 100.0% Penalty Killing ..... 2-4 ..... 50.0%

### HURRICANES LEADING SCORERS

	GP	G	A	P	+/-	PIM
Justin Faulk	2	1	1	2	2	0
Lucas Wallmark	2	1	1	2	1	2
Sebastian Aho	2	0	2	2	1	0

### STARS LEADING SCORER

	GP	G	A	P	+/-	PIM
None						

## GOALTENDING

HURRICANES	GP	Min	W-L-OT	SO	GA	SA	SV	GAA	SV%
Curtis McElhinney	1	60	1-0-0	1	0	24	24	0.00	1.000
Petr Mrazek	1	60	1-0-0	1	0	33	33	0.00	1.000

STARS	GP	Min	W-L-OT	SO	GA	SA	SV	GAA	SV%
Ben Bishop	1	59	0-1-0	0	2	30	28	2.02	.933
Anton Khudobin	1	60	0-1-0	0	3	27	24	3.00	.889

## ALL-TIME SEASON SERIES RECORDS

YEAR	OVERALL	HOME	ROAD	YEAR	OVERALL	HOME	ROAD	YEAR	OVERALL	HOME	ROAD
1979-80	0-4-0	0-2-0	0-2-0	1992-93	1-0-1	0-0-1	1-0-0	2006-07	1-0-0	1-0-0	0-0-0
1980-81	1-3-0	1-1-0	0-2-0	1993-94	0-1-1	0-0-1	0-1-0	2007-08	Did Not Play Pacific Div. Teams		
1981-82	1-2-0	1-1-0	0-1-0	1994-95	Did Not Play Western Conf. Teams			2008-09	0-1-0	0-0-0	0-1-0
1982-83	0-2-1	0-1-0	0-1-1	1995-96	1-1-0	0-1-0	1-0-0	2009-10	1-1-0	1-0-0	0-1-0
1983-84	3-0-0	2-0-0	1-0-0	1996-97	0-2-0	0-1-0	0-1-0	2010-11	0-1-1	0-1-0	0-0-1
1984-85	1-2-0	0-1-0	1-1-	1997-98	0-2-0	0-1-0	0-1-0	2011-12	0-1-0	0-1-0	0-0-0
1985-86	1-2-0	1-1-0	0-1-0	1998-99	0-1-1	0-0-1	0-1-0	2012-13	Did Not Play Western Conf. Teams		
1986-87	1-2-0	1-0-0	0-2-0	1999-00	1-1-0-0	1-0-0-0	0-1-0-0	2013-14	1-1-0	1-0-0	0-1-0
1987-88	3-0-0	2-0-0	1-0-0	2000-01	1-0-0-0	1-0-0-0	0-0-0-0	2014-15	1-1-0	0-1-0	1-0-0
1988-89	2-1-0	0-1-0	2-0-0	2001-02	1-0-1-0	1-0-0-0	0-0-1-0	2015-16	0-2-0	0-1-0	0-1-0
1989-90	2-1-0	1-1-0	1-0-0	2002-03	1-0-0-1	1-0-0-0	0-0-0-1	2016-17	0-2-0	0-1-0	0-1-0
1990-91	1-2-0	0-1-0	1-1-0	2003-04	0-1-0-0	0-1-0-0	0-0-0-0	2017-18	1-1-0	1-0-0	0-1-0
1991-92	1-1-1	0-1-1	1-0-0	2005-06	0-0-1	0-0-0	0-0-1	2018-19	2-0-0	1-0-0	1-0-0

## ALL-TIME SEASON GAME RESULTS (\*Overtime \*\*Shootout)

10/11/1979	L	1-4	at DAL (MIN)	10/27/1984	W	5-3	at DAL (MIN)	2/7/1990	W	5-3	at DAL (MIN)	10/15/1998	T	2-2*	DAL	11/6/2011	L	2-5	DAL
1/9/1980	L	2-6	at DAL (MIN)	11/28/1984	L	2-4	DAL (MIN)	10/24/1990	L	0-3	at DAL (MIN)	3/21/1999	L	2-3*	at DAL	2/27/2014	L	1-4	at DAL
2/10/1980	L	2-6	DAL (MIN)	1/12/1985	L	4-5	at DAL (MIN)	11/10/1990	W	3-2*	at DAL (MIN)	11/20/1999	W	1-0	DAL	4/3/2014	W	4-1	DAL
3/16/1980	L	1-6	DAL (MIN)	11/13/1985	W	5-2	DAL (MIN)	12/23/1990	L	2-5	DAL (MIN)	12/8/1999	L	1-2	at DAL	11/18/2014	W	6-4	at DAL
10/11/1980	L	3-9	at DAL (MIN)	2/15/1986	L	1-4	at DAL (MIN)	1/28/1992	L	3-4	DAL (MIN)	10/10/2000	W	5-2	DAL	3/12/2015	L	3-5	DAL
11/12/1980	L	1-5	DAL (MIN)	2/26/1986	L	2-5	DAL (MIN)	2/9/1992	T	4-4*	DAL (MIN)	10/7/2001	W	3-0	DAL	11/6/2015	L	1-4	DAL
2/14/1981	L	4-7	at DAL (MIN)	12/31/1986	L	2-5	at DAL (MIN)	2/29/1992	W	5-4*	at DAL (MIN)	11/21/2001	T	4-4*	at DAL	12/8/2015	L	5-6	at DAL
2/25/1981	W	3-2	DAL (MIN)	1/10/1987	L	3-4	at DAL (MIN)	1/3/1993	T	6-6*	DAL (MIN)	12/22/2002	W	1-0	DAL	2/11/2017	L	2-5	at DAL
11/7/1981	W	4-2	DAL (MIN)	3/21/1987	W	5-1	DAL (MIN)	3/27/1993	W	2-1	at DAL (MIN)	2/11/2003	OT	1-2*	at DAL	4/1/2017	L	0-3	DAL
2/22/1982	L	7-8	at DAL (MIN)	1/19/1988	W	6-3	at DAL (MIN)	10/27/1993	L	1-5	at DAL	12/22/2003	L	1-3	DAL	10/21/2017	L	3-4	at DAL
3/28/1982	L	2-5	DAL (MIN)	1/23/1988	W	5-0	DAL (MIN)	3/12/1994	T	2-2*	DAL	12/2/2005	OT	4-5**	at DAL	11/13/2017	W	5-1	DAL
11/2/1982	L	6-7	DAL (MIN)	3/26/1988	W	8-1	DAL (MIN)	2/11/1996	W	5-3	at DAL	11/18/2006	W	5-4	DAL	2/6/2019	W	3-0	DAL
12/14/1982	T	3-3	at DAL (MIN)	11/12/1988	W	3-1	at DAL (MIN)	2/25/1996	L	2-6	DAL	3/12/2009	L	2-3	at DAL	2/23/2019	W	3-0	at DAL
1/22/1983	L	2-7	at DAL (MIN)	12/3/1988	L	2-4	DAL (MIN)	12/20/1996	L	1-4	DAL	11/23/2009	L	0-2	at DAL				
11/8/1983	W	6-4	DAL (MIN)	2/18/1989	W	4-3	at DAL (MIN)	3/21/1997	L	0-2	at DAL	12/16/2009	W	5-3	DAL				
12/23/1983	W	5-3	DAL (MIN)	10/7/1989	L	4-6	DAL (MIN)	1/3/1998	L	1-6	DAL	11/29/2010	L	1-4	DAL				
1/10/1984	W	6-3	at DAL (MIN)	12/23/1989	W	4-3	DAL (MIN)	3/20/1998	L	1-6	at DAL	12/10/2010	OT	1-2**	at DAL				



# DETROIT RED WINGS

## 2019-20 SCHEDULE

11/1/19..... at CAR..... 7:30 p.m.  
 11/24/19..... at DET..... 7 p.m.  
 3/10/20..... at DET..... 7:30 p.m.

## HURRICANES vs. DETROIT

ALL-TIME:..... GP: 85..... 32-41-8-4..... GF: 246..... GA: 272  
 at home:..... GP: 42..... 20-18-1-3..... GF: 129..... GA: 119  
 on road:..... GP: 43..... 12-23-7-1..... GF: 117..... GA: 153  
 in overtime:..... GP: 10..... 1-5-4

Owner..... Mike Ilitch (1929-2017), Marian Ilitch  
 Governor/President/CEO..... Christopher Ilitch  
 Executive vice president/General manager..... Steve Yzerman  
 Head coach..... Jeff Blashill  
 Assistant coaches..... Dan Bylsma, Doug Houda, Adam Nightingale  
 Goaltending coach..... Jeff Salajko  
 Director of public relations..... Todd Beam  
 Communications professionals..... Kyle Kujawa, Alex DiFilippo  
 General office..... 313/471-7000

## SERIES RECORDS

Winning streak..... 3..... 4/6/1980-10/29/1980  
 Losing streak..... 7..... 2/24/1994-10/18/1997  
 Unbeaten streak..... 10..... 1/12/1980-1/23/1982  
 Goals scored..... 8..... 10/17/1981 (W, 8-1)  
 Goals allowed..... 8..... 11/1/1991 (L, 5-8)  
 Goals, both teams..... 13..... 11/1/1991 (L, 5-8)

## LAST TRANSACTION

11/1/2016 DET claimed Martin Frk on waivers from CAR.

Inaugural season..... 1926-27  
 Stanley Cup titles..... 11 (1936, 1937, 1943, 1950, 1952, 1954,  
 ..... 1955, 1997, 1998, 2002, 2008)  
 Home ice..... Little Caesars Arena (2017)  
 Building capacity..... 19,515  
 2018-19 record..... 32-40-10  
 AHL affiliate..... Grand Rapids Griffins

## 2018-19 SERIES RECAP

### RED WINGS WIN SEASON SERIES: 2-1-0 (HURRICANES: 1-1-1)

At CAROLINA HURRICANES	Attend	Goaltenders	Winning Goal
20 Dec '18 Hurricanes 1 Red Wings 4	13,548	Mrazek vs. Bernier	Frans Nielsen
10 Nov '18 **Hurricanes 3 Red Wings 4	13,029	Darling vs. Bernier	(Frans Nielsen)

At DETROIT RED WINGS	Attend	Goaltenders	Winning Goal
22 Oct '18 Hurricanes 3 Red Wings 1	19,515	Mrazek vs. Howard	Micheal Ferland

## SERIES STATISTICS

HURRICANES SPECIALTY TEAMS		RED WINGS SPECIALTY TEAMS	
Power Play.....	3-10..... 30.0%	Power Play.....	1-7..... 14.3%
Penalty Killing.....	6-7..... 85.7%	Penalty Killing.....	7-10..... 70.0%

## HURRICANES LEADING SCORER

	GP	G	A	P	+/-	PM
Sebastian Aho	3	0	3	3	-1	2

## RED WINGS LEADING SCORERS

	GP	G	A	P	+/-	PM
Andreas Athanasiou	3	2	1	3	2	0
Frans Nielsen	3	1	2	3	3	0

## GOALTENDING

HURRICANES	GP	Min	W-L-OT	SO	GA	SA	SV	GAA	SV%
Petr Mrazek	2	117	1-1-0	0	4	44	40	2.05	.909
Scott Darling	1	65	0-0-1	0	3	32	29	2.77	.906

RED WINGS	GP	Min	W-L-OT	SO	GA	SA	SV	GAA	SV%
Jonathan Bernier	2	125	2-0-0	0	4	91	87	1.92	.956
Jimmy Howard	1	58	0-1-0	0	2	38	36	2.06	.947

## ALL-TIME SEASON SERIES RECORDS

YEAR	OVERALL	HOME	ROAD	YEAR	OVERALL	HOME	ROAD	YEAR	OVERALL	HOME	ROAD
1979-80	2-1-1	1-1-0	1-0-1	1992-93	0-2-0	0-1-0	0-1-0	2006-07	Did Not Play Central Div. Teams		
1980-81	2-0-2	2-0-0	0-0-2	1993-94	1-2-0	1-0-0	0-2-0	2007-08	0-1-0	0-0-0	0-1-0
1981-82	2-0-1	1-0-0	1-0-1	1994-95	Did Not Play Western Conf. Teams			2008-09	0-1-0	0-1-0	0-0-0
1982-83	0-3-0	0-2-0	0-1-0	1995-96	0-2-0	0-1-0	0-1-0	2009-10	0-1-0	0-0-0	0-1-0
1983-84	1-1-1	1-0-0	0-1-1	1996-97	0-2-0	0-1-0	0-1-0	2010-11	1-0-0	1-0-0	0-0-0
1984-85	2-1-0	2-0-0	0-1-0	1997-98	1-1-0	1-0-0	0-1-0	2011-12	0-1-0	0-0-0	0-1-0
1985-86	2-1-0	1-0-0	1-1-0	1998-99	1-1-0	1-0-0	0-1-0	2012-13	Did Not Play Western Conf. Teams		
1986-87	1-1-1	1-1-0	0-0-1	1999-00	0-2-0-0	0-1-0-0	0-1-0-0	2013-14	1-1-1	0-0-1	1-1-0
1987-88	2-1-0	1-0-0	1-1-0	2000-01	0-0-0-1	0-0-0-0	0-0-0-1	2014-15	0-3-0	0-2-0	0-1-0
1988-89	2-1-0	1-1-0	1-0-0	2001-02	0-2-0-0	0-1-0-0	0-1-0-0	2015-16	2-1-0	0-1-0	2-0-0
1989-90	2-0-1	0-0-1	2-0-0	2002-03	1-0-0-0	1-0-0-0	0-0-0-0	2016-17	1-1-1	1-0-1	0-1-0
1990-91	2-1-0	2-0-0	0-1-0	2003-04	0-1-1-0	0-1-0-0	0-0-1-0	2017-18	1-2-0	0-1-0	1-1-0
1991-92	0-2-0	0-1-0	0-1-0	2005-06	1-0-0	1-0-0	0-0-0	2018-19	1-1-1	0-1-1	1-0-0

## ALL-TIME SEASON GAME RESULTS (\*Overtime \*\*Shootout)

1/6/1980	L	1-2	DET	10/18/1984	W	7-3	DET	11/14/1989	W	3-0	at DET	12/12/1998	W	3-0	DET	11/21/2013	L	3-4	at DET
1/12/1980	W	6-4	at DET	11/21/1984	L	2-4	at DET	10/12/1990	L	2-4	at DET	1/21/1999	L	1-4	at DET	4/11/2014	W	2-1	at DET
3/12/1980	T	4-4	at DET	1/3/1985	W	6-2	DET	2/13/1991	W	6-2	DET	11/5/1999	L	2-3	at DET	12/7/2014	L	1-3	DET
4/6/1980	W	5-3	DET	12/29/1985	W	5-2	DET	3/14/1991	W	4-2	DET	12/22/1999	L	1-4	DET	4/7/2015	L	2-3	at DET
10/18/1980	W	4-2	DET	2/6/1986	L	3-4*	at DET	11/1/1991	L	5-8	at DET	2/14/2001	OTL	3-4*	at DET	4/11/2015	L	0-2	DET
10/29/1980	W	5-3	DET	3/18/1986	W	6-4	at DET	2/23/1992	L	0-4	DET	10/30/2001	L	2-5	DET	10/10/2015	L	3-4	DET
2/12/1981	T	2-2	at DET	12/6/1986	L	1-4	DET	11/6/1992	L	2-5	at DET	11/13/2001	L	3-4	at DET	10/16/2015	W	5-3	at DET
3/10/1981	T	4-4	at DET	12/20/1986	T	2-2*	at DET	11/14/1992	L	0-2	DET	11/29/2002	W	6-4	DET	10/27/2015	W	3-1	at DET
10/17/1981	W	8-1	DET	3/3/1987	W	5-3	DET	12/1/1993	W	5-3	DET	1/2/2004	L	1-4	DET	10/25/2016	L	2-4	at DET
12/22/1981	W	3-2	at DET	11/6/1987	L	1-3	at DET	2/24/1994	L	0-3	at DET	3/31/2004	T	4-4*	at DET	3/27/2017	OT	3-4*	DET
1/23/1982	T	2-2	at DET	1/24/1988	W	2-1*	DET	3/29/1994	L	2-6	at DET	1/10/2006	W	3-2	DET	3/28/2017	W	4-1	DET
10/30/1982	L	2-4	DET	3/24/1988	W	3-2	at DET	12/31/1995	L	2-3	at DET	12/9/2007	L	2-5	at DET	1/20/2018	W	3-1	at DET
2/9/1983	L	5-6	DET	11/16/1988	L	3-4	DET	3/6/1996	L	2-4	DET	10/13/2008	L	1-3	DET	2/2/2018	L	1-4	DET
2/20/1983	L	2-7	at DET	12/30/1988	W	4-3	DET	11/4/1996	L	1-5	at DET	1/14/2010	L	1-3	at DET	2/24/2018	L	1-3	at DET
1/3/1984	L	1-7	at DET	12/31/1988	W	3-2	at DET	11/8/1996	L	1-4	DET	4/6/2011	W	3-0	DET	10/22/2018	W	3-1	at DET
2/1/1984	T	6-6*	at DET	10/21/1989	T	3-3*	DET	10/18/1997	L	2-4	at DET	3/24/2012	L	4-5	at DET	11/10/2018	OT	3-4**	DET
2/7/1984	W	4-1	DET	11/3/1989	W	4-3	at DET	11/5/1997	W	3-1	DET	10/4/2013	OT	2-3*	DET	12/20/2018	L	1-4	DET



# EDMONTON OILERS

## 2019-20 SCHEDULE

12/10/19 ..... at EDM ..... 9 p.m.  
 2/16/20 ..... at CAR ..... 4 p.m.

## HURRICANES vs. EDMONTON

ALL-TIME: GP: 78 ..... 27-37-12-2 ..... GF: 268 ..... GA: 273  
 at home: GP: 38 ..... 17-14-7-0 ..... GF: 147 ..... GA: 120  
 on road: GP: 40 ..... 10-23-5-2 ..... GF: 121 ..... GA: 153  
 in overtime: GP: 11 ..... 0-3-8

Owner/Governor ..... Daryl A. Katz (Oilers Entertainment Group)  
 General manager/President of hockey operations ..... Ken Holland  
 Head coach ..... Dave Tippett  
 Associate coach ..... Jim Playfair  
 Assistant coaches ..... Glen Gulutzan, Brian Wiseman  
 Goaltending coach/Video coach ..... Dustin Schwartz, Jeremy Coupal  
 Director, hockey communications ..... Andre Brin  
 Manager, hockey communications ..... Shawn May  
 Manager, hockey communications & team services ..... Katie Doyle  
 General office ..... 780/414-4000

## SERIES RECORDS

Winning streak ..... 3 ..... 11/12/1997-12/15/1998  
 Losing streak ..... 4 (2x) ..... 1/31/1992-1/15/1993  
 Unbeaten streak ..... 6 ..... 11/12/1997-3/15/2000  
 Goals scored ..... 11 ..... 2/12/1984 (W, 11-0)  
 Goals allowed ..... 9 ..... 3/8/1983 (L, 4-9)  
 Goals, both teams ..... 15 ..... 3/29/1985 (W, 8-7)

## LAST TRANSACTION

11/30/2018 EDM claimed Valentin Zykov on waivers from CAR.

Inaugural season ..... 1972-73 (WHA); 1979-80 (NHL)  
 Stanley Cup titles ..... 5 (1984, 1985, 1987, 1988, 1990)  
 Home ice ..... Rogers Place (2016)  
 Building capacity ..... 18,347  
 2018-19 record ..... 35-38-9  
 AHL affiliate ..... Bakersfield Condors

## 2018-19 SERIES RECAP

### HURRICANES WIN SEASON SERIES: 2-0-0 (OILERS: 0-2-0)

At CAROLINA HURRICANES Attend Goaltenders Winning Goal  
 15 Feb '19 Hurricanes 3 Oilers 1 14,430 McElhinney vs. Koskinen Lucas Wallmark

At EDMONTON OILERS Attend Goaltenders Winning Goal  
 20 Jan '19 Hurricanes 7 Oilers 4 18,347 Mrazek vs. Koskinen/Talbot Lucas Wallmark

## SERIES STATISTICS

HURRICANES SPECIALTY TEAMS OILERS SPECIALTY TEAMS  
 Power Play ..... 1-3 ..... 33.3% Power Play ..... 1-7 ..... 14.3%  
 Penalty Killing ..... 6-7 ..... 85.7% Penalty Killing ..... 2-3 ..... 66.7%

### HURRICANES LEADING SCORER

GP G A P +/- PIM  
 Sebastian Aho 2 0 5 5 3 2

### OILERS LEADING SCORER

GP G A P +/- PIM  
 Leon Draisaitl 2 3 1 4 -1 2

## GOALTENDING

HURRICANES GP Min W-L-OT SO GA SA SV GAA SV%  
 Curtis McElhinney 1 60 1-0-0 0 1 41 40 1.00 .976  
 Petr Mrazek 1 60 1-0-0 0 4 21 17 4.00 .810

OILERS GP Min W-L-OT SO GA SA SV GAA SV%  
 Mikko Koskinen 2 106 0-2-0 0 6 45 39 3.39 .867  
 Cam Talbot 1 11 0-0-0 0 3 15 12 16.31 .800

## ALL-TIME SEASON SERIES RECORDS

YEAR	OVERALL	HOME	ROAD	YEAR	OVERALL	HOME	ROAD	YEAR	OVERALL	HOME	ROAD
1979-80	2-1-1	2-0-0	0-1-1	1992-93	1-1-0	1-0-0	0-1-0	2006-07	0-1-0	0-0-0	0-1-0
1980-81	1-2-1	1-1-0	0-1-1	1993-94	1-0-1	0-0-1	1-0-0	2007-08	1-0-0	1-0-0	0-0-0
1981-82	0-2-1	0-0-1	0-2-0	1994-95	Did Not Play Western Conf. Teams			2008-09	0-1-0	0-1-0	0-0-0
1982-83	0-2-1	0-1-1	0-1-0	1995-96	1-0-1	0-0-1	1-0-0	2009-10	0-1-0	0-0-0	0-1-0
1983-84	1-2-0	1-0-0	0-2-0	1996-97	0-2-0	0-1-0	0-1-0	2010-11	1-0-0	1-0-0	0-0-0
1984-85	1-2-0	1-1-0	0-1-0	1997-98	2-0-0	1-0-0	1-0-0	2011-12	1-0-0	0-0-0	1-0-0
1985-86	0-3-0	0-1-0	0-2-0	1998-99	1-0-1	1-0-0	0-0-1	2012-13	Did Not Play Western Conf. Teams		
1986-87	1-2-0	1-1-0	0-1-0	1999-00	0-0-2-0	0-0-1-0	0-0-1-0	2013-14	0-1-0	0-1-0	0-0-1
1987-88	1-2-0	0-1-0	1-1-0	2000-01	0-1-0-0	0-1-0-0	0-0-0-0	2014-15	1-1-0	1-0-0	0-1-0
1988-89	1-2-0	1-1-0	0-1-0	2001-02	1-0-1-0	0-0-1-0	1-0-0-0	2015-16	1-0-1	1-0-0	0-0-1
1989-90	1-0-2	0-0-1	1-0-1	2002-03	0-1-0-0	0-0-0-0	0-1-0-0	2016-17	1-1-0	1-0-0	0-1-0
1990-91	1-2-0	1-1-0	0-1-0	2003-04	1-0-0-0	0-0-0-0	1-0-0-0	2017-18	1-1-0	0-1-0	1-0-0
1991-92	0-3-0	0-1-0	0-2-0	2005-06	Did Not Play Northwest Div. Teams			2018-19	2-0-0	1-0-0	1-0-0

## ALL-TIME SEASON GAME RESULTS (\*Overtime \*\*Shootout)

11/17/1979	W	4-0	EDM	3/21/1984	L	3-5	at EDM	1/6/1990	T	4-4*	at EDM	3/15/1997	L	2-4	EDM	11/9/2010	W	7-1	EDM
12/9/1979	L	0-3	at EDM	11/30/1984	L	2-4	EDM	1/30/1990	T	4-4*	EDM	11/12/1997	W	6-4	at EDM	12/7/2011	W	5-3	at EDM
1/2/1980	T	3-3	at EDM	2/3/1985	L	3-6	at EDM	3/15/1990	W	3-1	at EDM	3/15/1998	W	4-1	EDM	12/10/2013	OT	4-5*	at EDM
2/19/1980	W	6-2	EDM	3/29/1985	W	8-7	EDM	12/1/1990	L	2-4	EDM	12/15/1998	W	3-0	EDM	3/16/2014	L	1-2	EDM
11/28/1980	W	6-4	EDM	11/30/1985	L	5-8	at EDM	12/30/1990	L	3-4	at EDM	2/27/1999	T	2-2*	at EDM	10/24/2014	L	3-6	at EDM
12/7/1980	L	4-6	at EDM	1/4/1986	L	3-4	at EDM	2/6/1991	W	5-1	EDM	10/13/1999	T	3-3*	at EDM	3/8/2015	W	7-4	EDM
1/9/1981	T	6-6	at EDM	1/15/1986	L	1-4	EDM	1/31/1992	L	1-4	at EDM	3/15/2000	T	2-2*	EDM	11/25/2015	W	4-1	EDM
3/25/1981	L	2-7	EDM	11/15/1986	W	6-2	EDM	2/13/1992	L	1-3	EDM	3/11/2001	L	2-3	EDM	1/4/2016	OT	0-1*	at EDM
10/21/1981	L	2-5	at EDM	3/15/1987	L	1-4	at EDM	3/14/1992	L	1-3	at EDM	11/11/2001	T	1-1*	EDM	10/18/2016	L	2-3	at EDM
11/11/1981	T	4-4	EDM	3/25/1987	L	3-5	EDM	1/15/1993	L	1-3	at EDM	1/10/2002	W	4-1	at EDM	2/3/2017	W	2-1	EDM
2/19/1982	L	4-7	at EDM	12/19/1987	W	4-3	at EDM	2/20/1993	W	7-3	EDM	12/11/2002	L	1-4	at EDM	10/17/2017	W	5-3	at EDM
10/14/1982	T	4-4	EDM	1/6/1988	L	1-5	EDM	11/13/1993	T	4-4*	EDM	12/9/2003	W	3-2	at EDM	3/20/2018	L	3-7	EDM
10/20/1982	L	2-4	at EDM	1/30/1988	L	2-5	at EDM	2/12/1994	W	5-2	at EDM	12/6/2006	L	1-3	at EDM	1/20/2019	W	7-4	at EDM
3/8/1983	L	4-9	EDM	12/17/1988	L	2-4	EDM	1/9/1996	W	5-1	at EDM	1/18/2008	W	7-2	EDM	2/15/2019	W	3-1	EDM
1/7/1984	L	3-5	at EDM	2/21/1989	L	4-7	at EDM	2/28/1996	T	4-4*	EDM	11/1/2008	L	1-3	EDM				
2/12/1984	W	11-0	EDM	3/8/1989	W	7-3	EDM	1/12/1997	L	1-2*	at EDM	2/1/2010	L	2-4	at EDM				



# FLORIDA PANTHERS

## 2019-20 SCHEDULE

10/8/19 ..... at FLA ..... 7 p.m.  
 11/23/19 ..... at CAR ..... 7 p.m.  
 12/21/19 ..... at CAR ..... 7 p.m.

## HURRICANES vs. FLORIDA

ALL-TIME: ..... GP: 121 ..... 61-43-11-6 ..... GF: 326 ..... GA: 332  
 at home: ..... GP: 60 ..... 39-16-3-2 ..... GF: 184 ..... GA: 143  
 on road: ..... GP: 61 ..... 22-27-8-4 ..... GF: 142 ..... GA: 189  
 in overtime: ..... GP: 32 ..... 15-6-11

Owner/Chairman/Governor ..... Vincent J. Viola  
 President of hockey operations/General manager ..... Dale Tallon  
 Head coach ..... Joel Quenneville  
 Assistant coaches ..... Mike Kitchen, Andrew Brunette, Derek MacKenzie  
 Goaltending coach ..... Robb Tallas  
 Senior director of communications ..... Adelyn Biedenbach  
 Communications manager ..... Chrissy Parente  
 Hockey communications specialist ..... Mike Lewis  
 Communications coordinator ..... Thomas Harding  
 General office ..... 954/835-7000

## SERIES RECORDS

Winning streak ..... 7 ..... 12/23/2006-4/7/2007  
 Losing streak ..... 6 ..... 11/26/2014-4/9/2016  
 Unbeaten streak ..... 8 ..... 11/29/2000-4/12/2002  
 Goals scored ..... 7 (3x) ..... Last: 10/9/2009 (W, 7-2)  
 Goals allowed ..... 7 ..... 11/5/2010 (L, 4-7)  
 Goals, both teams ..... 12 ..... 4/4/2004 (T, 6-6)

## LAST TRANSACTION

6/30/2019 CAR acquired James Reimer from FLA in exchange for Scott Darling and a 2020 sixth-round pick.

Inaugural season ..... 1993-94  
 Stanley Cup titles ..... None  
 Home ice ..... BB&T Center (1998)  
 Building capacity ..... 19,639  
 2018-19 record ..... 36-32-14  
 AHL affiliate ..... Springfield Thunderbirds

## 2018-19 SERIES RECAP

### HURRICANES WIN SEASON SERIES: 3-0-0 (PANTHERS: 0-2-1)

At CAROLINA HURRICANES Attend Goaltenders Winning Goal  
 23 Nov '18 Hurricanes 4 Panthers 1 13,226 McElhinney vs. Jordan Martinook  
 Luongo/Reimer

At FLORIDA PANTHERS Attend Goaltenders Winning Goal  
 02 Mar '19 \*Hurricanes 4 Panthers 3 13,923 Mrazek vs. Montembeault Sebastian Aho  
 21 Feb '19 Hurricanes 4 Panthers 3 10,750 Mrazek vs. Reimer Justin Williams

## SERIES STATISTICS

HURRICANES SPECIALTY TEAMS  
 Power Play ..... 3-11 ..... 27.3%  
 Penalty Killing ..... 6-8 ..... 75.0%

PANTHERS SPECIALTY TEAMS  
 Power Play ..... 2-8 ..... 25.0%  
 Penalty Killing ..... 8-11 ..... 72.7%

## HURRICANES LEADING SCORER

GP G A P +/- PIM  
 Lucas Wallmark 3 0 4 4 4 2

## PANTHERS LEADING SCORER

GP G A P +/- PIM  
 Henrik Borgstrom 2 2 1 3 2 0

## GOALTENDING

HURRICANES	GP	Min	W-L-OT	SO	GA	SA	SV	GAA	SV%
Petr Mrazek	2	122	2-0-0	0	6	64	58	2.96	.906
Curtis McElhinney	1	60	1-0-0	0	1	35	34	1.00	.971

PANTHERS	GP	Min	W-L-OT	SO	GA	SA	SV	GAA	SV%
Roberto Luongo	1	19	0-0-0	0	1	10	9	3.10	.900
James Reimer	2	97	0-2-0	0	6	53	47	3.70	.887
Sam Montembeault	1	62	0-0-1	0	4	26	22	3.89	.846

## ALL-TIME SEASON SERIES RECORDS

YEAR	OVERALL	HOME	ROAD	YEAR	OVERALL	HOME	ROAD	YEAR	OVERALL	HOME	ROAD
1993-94	3-1-0	1-1-0	2-0-0	2002-03	1-3-0-1	1-1-0-0	0-2-0-1	2012-13	2-2-0	1-1-0	1-1-0
1994-95	0-3-1	0-2-0	0-1-1	2003-04	2-2-2-0	2-0-1-0	0-2-1-0	2013-14	3-0-0	2-0-0	1-0-0
1995-96	1-3-0	1-1-0	0-2-0	2005-06	6-1-1	4-0-0	2-1-1	2014-15	0-3-0	0-1-0	0-2-0
1996-97	2-1-1	2-0-0	0-1-1	2006-07	7-1-0	4-0-0	3-1-0	2015-16	0-3-0	0-2-0	0-1-0
1997-98	1-3-0	0-2-0	1-1-0	2007-08	5-3-0	3-1-0	2-2-0	2016-17	2-0-1	1-0-0	1-0-1
1998-99	1-0-4	1-0-1	0-0-3	2008-09	3-3-0	2-1-0	1-2-0	2017-18	2-1-0	2-0-0	0-1-0
1999-00	3-2-0-0	2-1-0-0	1-1-0-0	2009-10	3-3-0	3-0-0	0-3-0	2018-19	3-0-0	1-0-0	2-0-0
2000-01	2-1-2-0	1-1-0-0	1-0-2-0	2010-11	4-1-1	2-0-1	2-1-0				
2001-02	4-0-1-0	2-0-1-0	2-0-0-0	2011-12	1-3-2	1-1-1	0-2-1				

## ALL-TIME SEASON GAME RESULTS (\*Overtime \*\*Shootout)

11/23/1993	W	2-1*	at FLA	12/26/1999	W	4-3*	FLA	4/4/2004	T	6-6*	at FLA	10/10/2008	W	6-4	FLA	3/2/2013	W	6-2	FLA
11/27/1993	W	4-0	FLA	1/14/2000	L	1-5	at FLA	11/5/2005	W	2-0	FLA	11/24/2008	L	2-3	at FLA	3/3/2013	W	3-2	at FLA
12/29/1993	L	3-5	FLA	2/1/2000	W	4-2	FLA	11/11/2005	W	1-0	at FLA	12/18/2008	W	2-1*	FLA	3/19/2013	L	1-4	FLA
3/4/1994	W	2-1	at FLA	2/24/2000	L	2-4	FLA	12/23/2005	W	4-3	FLA	1/8/2009	L	2-4	at FLA	1/18/2014	W	3-2	FLA
1/28/1995	L	1-2	FLA	2/26/2000	W	2-1*	at FLA	1/25/2006	W	4-3**	at FLA	2/12/2009	L	0-5	FLA	2/7/2014	W	5-1	FLA
2/11/1995	L	3-4	at FLA	10/13/2000	T	2-2*	at FLA	3/3/2006	W	5-2	FLA	3/23/2009	W	3-2*	at FLA	3/27/2014	W	3-0	at FLA
3/12/1995	L	1-4	FLA	11/15/2000	L	1-4	FLA	3/10/2006	L	3-5	at FLA	10/9/2009	W	7-2	FLA	11/26/2014	L	0-1	at FLA
3/29/1995	T	4-4*	at FLA	11/29/2000	W	2-1*	at FLA	3/11/2006	OT	3-4*	at FLA	11/4/2009	L	0-3	at FLA	3/14/2015	L	0-2	FLA
10/21/1995	L	0-3	at FLA	1/9/2001	W	7-3	FLA	3/31/2006	W	3-2	FLA	12/18/2009	L	3-6	at FLA	4/2/2015	L	1-6	at FLA
12/2/1995	L	3-5	FLA	1/12/2001	T	2-2*	at FLA	10/11/2006	L	3-6	at FLA	12/19/2009	W	3-2	FLA	10/13/2015	L	1-4	FLA
3/2/1996	W	7-1	FLA	12/8/2001	W	3-2	at FLA	12/23/2006	W	3-2*	at FLA	2/9/2010	W	4-1	FLA	12/18/2015	L	0-2	FLA
4/1/1996	L	2-3	at FLA	12/12/2001	W	4-1	FLA	12/26/2006	W	4-2	FLA	3/6/2010	L	1-4	at FLA	4/9/2016	L	2-5	at FLA
10/12/1996	L	0-6	at FLA	1/25/2002	T	1-1*	FLA	1/11/2007	W	6-4	FLA	11/5/2010	L	4-7	at FLA	11/27/2016	W	3-2	FLA
11/29/1996	T	1-1*	at FLA	3/21/2002	W	3-2	FLA	1/16/2007	W	3-2*	at FLA	11/6/2010	W	3-2	FLA	2/28/2017	OT	2-3**	at FLA
12/11/1996	W	5-2	FLA	4/12/2002	W	3-1	at FLA	3/13/2007	W	3-1	FLA	12/15/2010	W	4-3	at FLA	3/21/2017	W	4-3	at FLA
1/22/1997	W	2-1*	FLA	12/4/2002	L	2-4	at FLA	4/1/2007	W	4-3*	at FLA	1/3/2011	OT	3-4*	FLA	11/7/2017	W	3-1	FLA
12/10/1997	L	2-5	FLA	12/6/2002	L	0-2	FLA	4/7/2007	W	5-4*	FLA	1/7/2011	W	5-3	at FLA	12/2/2017	W	3-2*	FLA
12/26/1997	L	2-5	FLA	1/24/2003	W	3-1	FLA	10/31/2007	L	2-4	at FLA	3/1/2011	W	2-1	FLA	4/2/2018	L	2-3	at FLA
1/27/1998	L	0-3	at FLA	1/25/2003	OTL	2-3*	at FLA	11/3/2007	W	4-2	FLA	11/29/2011	L	1-3	FLA	11/23/2018	W	4-1	FLA
3/23/1998	W	5-3	at FLA	4/4/2003	L	1-4	at FLA	11/12/2007	W	4-3	at FLA	12/18/2011	OT	2-3*	at FLA	2/21/2019	W	4-3	at FLA
12/5/1998	T	3-3*	at FLA	10/9/2003	L	1-3	at FLA	11/17/2007	W	2-1	FLA	2/25/2012	OT	2-3**	FLA	3/2/2019	W	4-3*	at FLA
1/11/1999	T	3-3*	at FLA	10/13/2003	T	2-2*	FLA	12/20/2007	L	4-5	at FLA	3/11/2012	L	0-2	at FLA				
1/14/1999	W	3-2	FLA	2/16/2004	W	3-1	FLA	2/16/2008	W	5-4	FLA	3/21/2012	W	3-1	FLA				
2/6/1999	T	3-3*	FLA	3/25/2004	W	3-2	FLA	3/20/2008	W	2-1**	at FLA	4/7/2012	L	1-4	at FLA				
3/6/1999	T	2-2*	at FLA	3/29/2004	L	1-3	at FLA	4/4/2008	L	3-4	FLA	1/19/2013	L	1-5	at FLA				





# LOS ANGELES KINGS

## 2019-20 SCHEDULE

10/15/19 ..... at LA ..... 10:30 p.m.  
 1/11/20 ..... at CAR ..... 7 p.m.

## HURRICANES vs. LOS ANGELES

ALL-TIME: ..... GP: 79 ..... 33-35-8-3 ..... GF: 271 ..... GA: 289  
 at home: ..... GP: 40 ..... 21-13-5-1 ..... GF: 141 ..... GA: 135  
 on road: ..... GP: 39 ..... 12-22-3-2 ..... GF: 130 ..... GA: 154  
 in overtime: ..... GP: 12 ..... 2-5-5

Owners ..... Philip F. Anschutz, Edward P. Roski, Jr.  
 Vice president/General manager ..... Rob Blake  
 Head coach ..... Todd McLellan  
 Assistant coaches ..... Trent Yawney, Marco Sturm  
 Goaltending coach ..... Bill Ranford  
 Senior director, team operations & hockey communications ..... Rob Koch  
 Senior director, communications & heritage ..... Jeff Moeller  
 Manager, communications & media services ..... Eddie Fischermann  
 General office ..... 310/535-4500

## SERIES RECORDS

Winning streak ..... 4 ..... 3/22/1987-3/9/1988  
 Losing streak ..... 4 ..... 10/31/1992-3/2/1994  
 Unbeaten streak ..... 4 (4x) ..... Last: 3/15/2003-2/13/2007  
 Goals scored ..... 9 ..... 11/27/1985 (W, 9-0)  
 Goals allowed ..... 9 (2x) ..... Last: 1/14/1989 (L, 6-9)  
 Goals, both teams ..... 15 ..... 1/14/1989 (L, 6-9)

## LAST TRANSACTION

2/29/2016 CAR acquired Valentin Zykov and a conditional fifth-round pick in the 2016 NHL Draft from LA in exchange for Kris Versteeg.

Inaugural season ..... 1967-68  
 Stanley Cup titles ..... 2 (2012, 2014)  
 Home ice ..... STAPLES Center (1999)  
 Building capacity ..... 18,230  
 2018-19 record ..... 31-42-9  
 AHL affiliate ..... Ontario Reign

## 2018-19 SERIES RECAP

### SEASON SERIES TIED: 1-1-0

At CAROLINA HURRICANES Attend Goaltenders Winning Goal  
 26 Feb '19 Hurricanes 6 Kings 1 13,042 Mrazek vs. Sebastian Aho  
 Quick/Campbell

At LOS ANGELES KINGS Attend Goaltenders Winning Goal  
 02 Dec '18 Hurricanes 0 Kings 2 17,546 Mrazek vs. Quick Alec Martinez

### SERIES STATISTICS

HURRICANES SPECIALTY TEAMS KINGS SPECIALTY TEAMS  
 Power Play ..... 1-5 ..... 20.0% Power Play ..... 0-5 ..... 0.0%  
 Penalty Killing ..... 5-5 ..... 100.0% Penalty Killing ..... 4-5 ..... 80.0%

### HURRICANES LEADING SCORER

GP G A P +/- PIM  
 Teuvo Teravainen 2 1 3 4 3 0

### KINGS LEADING SCORER

GP G A P +/- PIM  
 Dustin Brown 2 1 1 2 -1 0

### GOALTENDING

HURRICANES GP Min W-L-OT SO GA SA SV GAA SV%  
 Petr Mrazek 2 119 1-1-0 0 2 57 55 1.01 .965

KINGS GP Min W-L-OT SO GA SA SV GAA SV%  
 Jonathan Quick 2 100 1-1-0 1 6 54 48 3.60 .889  
 Jack Campbell 1 20 0-0-0 0 0 14 14 0.00 1.000

## ALL-TIME SEASON SERIES RECORDS

YEAR	OVERALL	HOME	ROAD	YEAR	OVERALL	HOME	ROAD	YEAR	OVERALL	HOME	ROAD
1979-80	2-1-1	2-0-0	0-1-1	1992-93	0-2-0	0-1-0	0-1-0	2006-07	1-0-0	1-0-0	0-0-0
1980-81	0-3-1	0-1-1	0-2-0	1993-94	0-2-0	0-1-0	0-1-0	2007-08	Did Not Play Pacific Div. Teams		
1981-82	2-0-1	1-0-1	1-0-0	1994-95	Did Not Play Western Conf. Teams			2008-09	0-0-1	0-0-0	0-0-1
1982-83	1-2-0	0-1-0	1-1-0	1995-96	2-0-0	1-0-0	1-0-0	2009-10	0-1-0	0-1-0	0-0-0
1983-84	2-1-0	1-1-0	1-0-0	1996-97	0-2-0	0-1-0	0-1-0	2010-11	0-1-0	0-0-0	0-1-0
1984-85	0-2-1	0-1-0	0-1-1	1997-98	1-0-1	0-0-1	1-0-0	2011-12	1-0-0	1-0-0	0-0-0
1985-86	2-1-0	1-1-0	1-0-0	1998-99	1-1-0	0-1-0	1-0-0	2012-13	Did Not Play Western Conf. Teams		
1986-87	1-2-0	1-0-0	0-2-0	1999-00	1-0-0-0	0-0-0-0	1-0-0-0	2013-14	0-1-1	0-0-1	0-1-0
1987-88	3-0-0	2-0-0	1-0-0	2000-01	0-2-0-0	0-1-0-0	0-1-0-0	2014-15	1-1-0	1-0-0	0-1-0
1988-89	1-2-0	1-0-0	0-2-0	2001-02	1-1-0-0	1-0-0-0	0-1-0-0	2015-16	1-1-0	1-0-0	0-1-0
1989-90	2-1-0	1-1-0	1-0-0	2002-03	0-1-1-0	0-0-1-0	0-1-0-0	2016-17	1-1-0	0-1-0	1-0-0
1990-91	1-2-0	1-0-0	0-2-0	2003-04	1-0-0-0	1-0-0-0	0-0-0-0	2017-18	1-0-1	1-0-0	0-0-1
1991-92	1-0-2	1-0-1	0-0-1	2005-06	1-0-0	0-0-0	1-0-0	2018-19	1-1-0	1-0-0	0-1-0

## ALL-TIME SEASON GAME RESULTS (\*Overtime \*\*Shootout)

10/19/1979	W	6-3	LA	12/30/1983	L	3-9	LA	11/4/1989	W	6-3	LA	1/30/1997	L	3-5	at LA	11/11/2009	L	2-5	LA
12/12/1979	L	4-7	at LA	1/31/1985	L	3-5	at LA	12/13/1989	L	2-5	LA	10/7/1997	T	3-3*	LA	10/20/2010	L	3-4	at LA
2/6/1980	W	7-3	LA	2/23/1985	L	1-2*	LA	1/13/1990	W	6-3	at LA	3/5/1998	W	2-1	at LA	2/4/2012	W	2-1	LA
3/29/1980	T	2-2	at LA	3/13/1985	T	3-3*	at LA	10/19/1990	L	2-5	at LA	10/25/1998	L	2-3	LA	10/11/2013	OT	1-2**	LA
12/2/1980	L	2-5	at LA	11/2/1985	L	1-8	LA	1/8/1991	L	3-4*	at LA	11/14/1998	W	5-3	at LA	3/1/2014	L	1-3	at LA
12/13/1980	T	5-5	LA	11/27/1985	W	9-0	at LA	1/16/1991	W	4-3	LA	3/2/2000	W	5-2	at LA	11/2/2014	W	3-2	LA
1/7/1981	L	3-5	at LA	3/22/1986	W	6-3	LA	10/30/1991	T	4-4*	LA	1/20/2001	L	3-6	LA	11/20/2014	L	2-3	at LA
1/14/1981	L	4-5	LA	11/8/1986	L	3-4	at LA	2/6/1992	T	5-5*	at LA	2/8/2001	L	2-4	at LA	10/23/2015	L	0-3	at LA
12/19/1981	T	5-5	LA	2/14/1987	L	2-5	at LA	3/11/1992	W	4-0	LA	10/28/2001	W	3-2*	LA	11/22/2015	W	4-3	LA
2/2/1982	W	5-3	at LA	3/22/1987	W	6-3	LA	10/31/1992	L	1-7	LA	2/7/2002	L	1-2	at LA	12/8/2016	W	3-1	at LA
3/7/1982	W	7-6	LA	12/12/1987	W	3-2	LA	12/5/1992	L	3-7	at LA	2/7/2003	L	2-8	at LA	1/26/2017	L	0-3	LA
10/23/1982	W	5-3	at LA	1/16/1988	W	4-3	at LA	1/12/1994	L	4-6	at LA	3/15/2003	T	0-0*	LA	12/9/2017	OT	2-3*	at LA
1/20/1983	L	3-4	at LA	3/9/1988	W	5-4	LA	3/2/1994	L	1-4	LA	11/8/2003	W	3-2*	LA	2/12/2018	W	7-3	LA
2/15/1983	L	2-5	LA	11/10/1988	L	2-7	at LA	1/25/1996	W	8-2	LA	12/8/2005	W	3-2	at LA	12/2/2018	L	0-2	at LA
10/25/1983	W	8-5	at LA	1/14/1989	L	6-9	at LA	1/31/1996	W	6-4	at LA	2/13/2007	W	2-1	LA	2/26/2019	W	6-1	LA
11/5/1983	W	2-1	LA	1/21/1989	W	5-4	LA	11/2/1996	L	2-3	LA	10/17/2008	OT	3-4*	at LA				



# MINNESOTA WILD

## 2019-20 SCHEDULE

11/16/19 ..... at MIN ..... 2 p.m.  
 12/7/19 ..... at CAR ..... 7 p.m.

## HURRICANES vs. MINNESOTA

ALL-TIME: ..... GP: 26 ..... 12-8-2-4 ..... GF: 73 ..... GA: 73  
 at home: ..... GP: 11 ..... 8-1-0-2 ..... GF: 28 ..... GA: 21  
 on road: ..... GP: 15 ..... 4-7-2-2 ..... GF: 45 ..... GA: 52  
 in overtime: ..... GP: 10 ..... 4-4-2

Owner/Governor ..... Craig Leipold  
 General manager ..... Bill Guerin  
 Head coach ..... Bruce Boudreau  
 Assistant coaches ..... Dean Evason, Darby Hendrickson, Bob Woods  
 Goaltending coach ..... Bob Mason  
 Director of media relations ..... Aaron Sickman  
 Media relations specialist ..... Megan Kogut  
 General office ..... 651/602-6000

Inaugural season ..... 2000-01  
 Stanley Cup titles ..... None  
 Home ice ..... Xcel Energy Center (2000)  
 Building capacity ..... 17,954  
 2018-19 record ..... 37-36-9  
 AHL affiliate ..... Iowa Wild

## SERIES RECORDS

Winning streak ..... 4 ..... 11/15/2009-3/17/2012  
 Losing streak ..... 6 ..... 10/24/2013-3/19/2016  
 Unbeaten streak ..... 4 ..... 11/15/2009-3/17/2012  
 Goals scored ..... 7 ..... 10/24/2001 (W, 7-3)  
 Goals allowed ..... 6 (2x) ..... Last: 3/6/18 (L, 2-6)  
 Goals, both teams ..... 10 ..... 10/24/2001 (W, 7-3)

## LAST TRANSACTION

1/17/2019 CAR acquired Nino Niederreiter from MIN in exchange for Victor Rask.

## 2018-19 SERIES RECAP

### HURRICANES WIN SEASON SERIES: 2-0-0 (WILD: 0-2-0)

At CAROLINA HURRICANES ..... Attend ..... Goaltenders ..... Winning Goal  
 23 Mar '19 Hurricanes 5 Wild 1 16,751 Mrazek vs. Dubnyk Brett Pesce

At MINNESOTA WILD ..... Attend ..... Goaltenders ..... Winning Goal  
 13 Oct '18 \*Hurricanes 5 Wild 4 18,715 McElhinney vs. Dubnyk Sebastian Aho

## SERIES STATISTICS

**HURRICANES SPECIALTY TEAMS** ..... **WILD SPECIALTY TEAMS**  
 Power Play ..... 1-11 ..... 9.1% ..... Power Play ..... 3-9 ..... 33.3%  
 Penalty Killing ..... 6-9 ..... 66.7% ..... Penalty Killing ..... 10-11 ..... 90.9%

**HURRICANES LEADING SCORERS** ..... **WILD LEADING SCORER**  

Player	GP	G	A	P	+/-	PIM
Sebastian Aho	2	2	3	5	4	0
Tuovo Teravainen	2	1	4	5	5	0

Player	GP	G	A	P	+/-	PIM
Jared Spurgeon	2	1	2	3	-2	0

## GOALTENDING

HURRICANES	GP	Min	W-L-OT	SO	GA	SA	SV	GAA	SV%
Petr Mrazek	1	60	1-0-0	0	1	25	24	1.00	.960
Curtis McElhinney	1	62	1-0-0	0	4	23	19	3.87	.826

WILD	GP	Min	W-L-OT	SO	GA	SA	SV	GAA	SV%
Devan Dubnyk	2	123	0-1-1	0	10	90	80	4.88	.889

## ALL-TIME SEASON SERIES RECORDS

YEAR	OVERALL	HOME	ROAD	YEAR	OVERALL	HOME	ROAD	YEAR	OVERALL	HOME	ROAD
2000-01	0-0-1-0	0-0-0-0	0-0-1-0	2007-08	1-0-0	1-0-0	0-0-0	2013-14	0-1-1	0-0-1	0-1-0
2001-02	2-0-0-0	1-0-0-0	1-0-0-0	2008-09	0-1-0	0-0-0	0-1-0	2014-15	0-2-0	0-1-0	0-1-0
2002-03	1-1-0-0	1-0-0-0	0-1-0-0	2009-10	1-0-1	1-0-0	0-0-1	2015-16	0-0-2	0-0-1	0-0-1
2003-04	0-0-1-0	0-0-0-0	0-0-1-0	2010-11	2-0-0	1-0-0	1-0-0	2016-17	1-1-0	1-0-0	0-1-0
2005-06	Did Not Play Northwest Div. Teams			2011-12	1-0-0	0-0-0	1-0-0	2017-18	1-1-0	1-0-0	0-1-0
2006-07	0-1-0	0-0-0	0-1-0	2012-13	Did Not Play Western Conf. Teams			2018-19	2-0-0	1-0-0	1-0-0

## ALL-TIME SEASON GAME RESULTS (\*Overtime \*\*Shootout)

(p) Games played at Hartwall Arena in Helsinki, Finland, as part of 2010 Compuware NHL Premiere

12/13/2000	T	1-1*	at MIN	2/10/2007	L	4-5	at MIN	10/8/2010(p)	W	2-1**	MIN	11/12/2015	OT	2-3*	MIN	10/13/2018	W	5-4*	at MIN
10/24/2001	W	7-3	at MIN	3/6/2008	W	3-2	MIN	3/17/2012	W	5-3	at MIN	3/19/2016	OT	2-3**	at MIN	3/23/2019	W	5-1	MIN
1/15/2002	W	2-0	MIN	12/23/2008	L	2-3	at MIN	10/24/2013	L	1-3	at MIN	3/16/2017	W	3-1	MIN				
12/15/2002	L	1-2	at MIN	10/24/2009	OT	2-3*	at MIN	11/9/2013	OT	2-3**	MIN	4/4/2017	L	3-5	at MIN				
3/7/2003	W	1-0	MIN	11/15/2009	W	5-4**	MIN	2/14/2015	L	3-6	at MIN	10/7/2017	W	5-4**	MIN				
2/29/2004	T	3-3*	at MIN	10/7/2010(p)	W	4-3	at MIN	3/6/2015	L	1-3	MIN	3/6/2018	L	2-6	at MIN				





# NASHVILLE PREDATORS

## 2019-20 SCHEDULE

11/29/19..... at CAR..... 7:30 p.m.  
 2/18/20..... at NSH..... 8 p.m.

## HURRICANES vs. NASHVILLE

ALL-TIME:..... GP: 29..... 14-11-3..... GF: 76..... GA: 75  
 at home:..... GP: 14..... 9-1-1-3..... GF: 42..... GA: 33  
 on road:..... GP: 15..... 5-10-0-0..... GF: 34..... GA: 42  
 in overtime:..... GP: 7..... 3-3-1

Owner/Chairman/Governor..... Thomas Cigararr  
 President of hockey operations/General manager..... David Poile  
 Head coach..... Peter Laviolette  
 Associate coach..... Kevin McCarthy  
 Assistant coaches..... Dan Lambert, Dan Muse  
 Goaltending coach..... Ben Vanderklok  
 Director of communications..... Kevin Wilson  
 Communications coordinator..... Nick Barnowski  
 General office..... 615/770-2300

## SERIES RECORDS

Winning streak..... 6..... 11/5/2016-3/9/2019  
 Losing streak..... 6..... 2/5/2008-1/7/2012  
 Unbeaten streak..... 6..... 11/5/2016-3/9/2019  
 Goals scored..... 6..... 1/13/2019 (W, 6-3)  
 Goals allowed..... 7..... 11/26/2000 (L, 4-7)  
 Goals, both teams..... 11..... 11/26/2000 (L, 4-7)

Inaugural season..... 1998-99  
 Stanley Cup titles..... None  
 Home ice..... Bridgestone Arena (1996)  
 Building capacity..... 17,159  
 2018-19 record..... 47-29-6  
 AHL affiliate..... Milwaukee Admirals

## LAST TRANSACTION

1/1/2019 NSH claimed Phil Di Giuseppe on waivers from CAR.

## 2018-19 SERIES RECAP

### HURRICANES WIN SEASON SERIES: 2-0-0 (PREDATORS: 0-2-0)

At CAROLINA HURRICANES Attend Goaltenders Winning Goal  
 13 Jan '19 Hurricanes 6 Predators 3 16,347 Mrazek vs. Rinne/Saros Lucas Wallmark

At NASHVILLE PREDATORS Attend Goaltenders Winning Goal  
 09 Mar '19 Hurricanes 5 Predators 3 17,724 Mrazek vs. Saros Jordan Martinook

## SERIES STATISTICS

HURRICANES SPECIALTY TEAMS PREDATORS SPECIALTY TEAMS  
 Power Play..... 4-10..... 40.0% Power Play..... 0-8..... 0.0%  
 Penalty Killing..... 8-8..... 100.0% Penalty Killing..... 6-10..... 60.0%

## HURRICANES LEADING SCORER

	GP	G	A	P	+/-	PIM
Sebastian Aho	2	4	2	6	2	0

## PREDATORS LEADING SCORER

	GP	G	A	P	+/-	PIM
Roman Josi	2	0	3	3	-1	2

## GOALTENDING

HURRICANES	GP	Min	W-L-OT	SO	GA	SA	SV	GAA	SV%
Petr Mrazek	2	120	2-0-0	0	6	57	51	3.00	.895

PREDATORS	GP	Min	W-L-OT	SO	GA	SA	SV	GAA	SV%
Juuse Saros	2	87	0-1-0	0	4	44	40	2.74	.909
Pekka Rinne	1	29	0-1-0	0	5	20	15	10.17	.750

## ALL-TIME SEASON SERIES RECORDS

YEAR	OVERALL	HOME	ROAD	YEAR	OVERALL	HOME	ROAD	YEAR	OVERALL	HOME	ROAD
1998-99	1-1-0	1-0-0	0-1-0	2006-07	Did Not Play Central Div. Teams			2013-14	2-0-0	1-0-0	1-0-0
1999-00	1-1-0-0	1-0-0-0	0-1-0-0	2007-08	0-1-0	0-0-0	0-1-0	2014-15	1-1-0	1-0-0	0-1-0
2000-01	0-2-0-0	0-1-0-0	0-1-0-0	2008-09	0-1-0	0-0-0	0-1-0	2015-16	0-1-1	0-0-1	0-1-0
2001-02	0-0-1-0	0-0-1-0	0-0-0-0	2009-10	0-1-0	0-0-0	0-1-0	2016-17	2-0-0	1-0-0	1-0-0
2002-03	1-0-0-0	0-0-0-0	1-0-0-0	2010-11	0-1-1	0-0-1	0-1-0	2017-18	2-0-0	1-0-0	1-0-0
2003-04	0-0-0-1	0-0-0-1	0-0-0-0	2011-12	1-1-0	1-0-0	0-1-0	2018-19	2-0-0	1-0-0	1-0-0
2005-06	1-0-0	1-0-0	0-0-0	2012-13	Did Not Play Western Conf. Teams						

## ALL-TIME SEASON GAME RESULTS (\*Overtime \*\*Shootout)

10/13/1998 L 2-3 at NSH	1/23/2002 T 2-2* NSH	1/7/2010 L 2-4 at NSH	1/5/2014 W 2-1 NSH	3/18/2017 W 4-2 NSH
1/2/1999 W 4-1 NSH	12/3/2002 W 2-1 at NSH	11/20/2010 OT 1-2** NSH	12/2/2014 W 2-1 NSH	11/26/2017 W 4-3** NSH
12/28/1999 L 2-3 at NSH	12/3/2003 OTL 1-2* NSH	12/04/2010 L 2-5 at NSH	1/6/2015 L 2-3 at NSH	12/21/2017 W 4-1 at NSH
3/29/2000 W 3-1 NSH	1/13/2006 W 5-4* NSH	1/7/2012 L 2-5 at NSH	10/8/2015 L 1-2 at NSH	1/13/2019 W 6-3 NSH
10/14/2000 L 1-2 at NSH	2/5/2008 L 0-1 at NSH	2/28/2012 W 4-3 NSH	1/2/2016 OT 1-2* NSH	3/9/2019 W 5-3 at NSH
11/26/2000 L 4-7 NSH	11/23/2008 L 2-5 at NSH	12/5/2013 W 5-2 at NSH	11/5/2016 W 3-2** at NSH	





# NEW JERSEY DEVILS

## 2019-20 SCHEDULE

11/2/19	.....	at CAR	.....	7 p.m.
2/14/20	.....	at CAR	.....	7:30 p.m.
3/12/20	.....	at NJ	.....	7 p.m.
3/29/20	.....	at NJ	.....	3 p.m.

## HURRICANES vs. NEW JERSEY

ALL-TIME:	GP: 145	56-71-12-6	GF: 407	GA: 448
at home:	GP: 73	32-31-8-2	GF: 205	GA: 213
on road:	GP: 72	24-40-4-4	GF: 202	GA: 235
in overtime:	GP: 24	5-10-9		

Managing partners ..... Josh Harris, David Blitzer  
 Executive vice president/General manager ..... Ray Shero  
 Head coach ..... John Hynes  
 Assistant coaches ..... Mike Grier, Rick Kowalsky, Alain Nasreddine  
 Goaltending coach ..... Roland Melanson  
 Vice president, hockey communications & team operations ..... Pete Albiets  
 Assistants, hockey operations & communications ..... Nick Blackman, Paige Godlewski  
 General office ..... 973/757-6100

## SERIES RECORDS

Winning streak	.....	5	.....	12/26/1984-12/21/1985
Losing streak	.....	5	.....	Last: 2/8/2011-11/8/2011
Unbeaten streak	.....	5 (2x)	.....	Last: 12/26/1984-12/21/1985
Goals scored	.....	8	.....	1/27/1989 (W, 8-6)
Goals allowed	.....	8	.....	11/22/1991 (L, 2-8)
Goals, both teams	.....	14	.....	1/27/1989 (W, 8-6)

## LAST TRANSACTION

3/5/2014 CAR acquired Andrei Loktionov and a conditional draft pick from NJ in exchange for Tuomo Ruutu.

Inaugural season ..... 1974-75 (Kansas City); 1976-1977 (Colorado);  
 ..... 1982-83 (New Jersey)  
 Stanley Cup titles ..... 3 (1995, 2000, 2003)  
 Home ice ..... Prudential Center (2007)  
 Building capacity ..... 16,514  
 2018-19 record ..... 31-41-10  
 AHL affiliate ..... Binghamton Devils

## 2018-19 SERIES RECAP

### SEASON SERIES TIED: 2-2-0

At CAROLINA HURRICANES	Attend	Goaltenders	Winning Goal	
04 Apr '19	Hurricanes 3 Devils 1	17,645	Mrazek vs. Schneider	Justin Faulk
18 Nov '18	Hurricanes 2 Devils 1	11,211	McElhinney vs. Schneider	Micheal Ferland

At NEW JERSEY DEVILS	Attend	Goaltenders	Winning Goal	
10 Feb '19	Hurricanes 2 Devils 3	16,514	Mrazek vs. Kinkaid	Marcus Johansson
29 Dec '18	Hurricanes 0 Devils 2	16,514	McElhinney vs. Blackwood	Pavel Zacha

## SERIES STATISTICS

HURRICANES SPECIALTY TEAMS		DEVILS SPECIALTY TEAMS	
Power Play	..... 2-15 ..... 13.3%	Power Play	..... 1-13 ..... 7.7%
Penalty Killing	..... 12-13 ..... 92.3%	Penalty Killing	..... 13-15 ..... 86.7%

## HURRICANES LEADING SCORERS

	GP	G	A	P	+/-	PIM
Dougie Hamilton	4	1	2	3	1	2
Teuvo Teravainen	4	1	2	3	0	0
Justin Williams	4	1	2	3	2	0
Nino Niederreiter	2	1	2	3	1	2

## DEVILS LEADING SCORER

	GP	G	A	P	+/-	PIM
Pavel Zacha	4	3	2	5	3	2

## GOALTENDING

HURRICANES	GP	Min	W-L-OT	SO	GA	SA	SV	GAA	SV%
Curtis McElhinney	2	118	1-1-0	0	2	63	61	1.01	.968
Petr Mrazek	2	116	1-1-0	0	4	58	54	2.06	.931

DEVILS	GP	Min	W-L-OT	SO	GA	SA	SV	GAA	SV%
M. Blackwood	1	60	1-0-0	1	0	37	37	0.00	1.000
Keith Kinkaid	1	60	1-0-0	0	2	35	33	2.00	.943
Cory Schneider	2	116	0-2-0	0	5	50	45	2.58	.900

## ALL-TIME SEASON SERIES RECORDS

YEAR	OVERALL	HOME	ROAD	YEAR	OVERALL	HOME	ROAD
1979-80	2-1-1	1-0-1	1-1-0	1989-90	2-1-0	1-1-0	1-0-0
1980-81	2-1-1	2-0-0	0-1-1	1990-91	2-1-0	1-0-0	1-1-0
1981-82	0-2-1	0-2-0	0-0-1	1991-92	0-3-0	0-1-0	0-2-0
1982-83	2-1-0	1-0-0	1-1-0	1992-93	1-3-0	0-2-0	1-1-0
1983-84	1-1-1	1-0-1	0-1-0	1993-94	1-2-1	1-0-1	0-2-0
1984-85	3-0-0	1-0-0	2-0-0	1994-95	0-1-2	0-0-1	0-1-1
1985-86	2-1-0	1-1-0	1-0-0	1995-96	1-2-1	0-1-1	1-1-0
1986-87	1-1-1	0-0-1	1-1-0	1996-97	1-3-0	1-1-0	0-2-0
1987-88	1-1-1	0-0-1	0-1-0	1997-98	2-2-0	1-1-0	1-1-0
1988-89	2-1-0	1-0-0	1-1-0	1998-99	1-4-0	1-2-0	0-2-0

YEAR	OVERALL	HOME	ROAD	YEAR	OVERALL	HOME	ROAD
1999-00	2-2-0-0	1-1-0-0	1-1-0-0	2010-11	1-2-1	1-1-0	0-1-1
2000-01	1-1-1-1	1-0-1-0	0-1-0-1	2011-12	1-3-0	1-1-0	0-2-0
2001-02	1-2-1-0	0-2-0-0	1-0-1-0	2012-13	2-1-0	1-1-0	1-0-0
2002-03	2-2-0-0	1-1-0-0	1-1-0-0	2013-14	1-3-0	0-2-0	1-1-0
2003-04	1-3-0-0	0-2-0-0	1-1-0-0	2014-15	2-2-0	1-1-0	1-1-0
2005-06	2-1-1	1-0-1	1-1-0	2015-16	3-2-0	2-1-0	1-1-0
2006-07	1-2-1	0-2-0	1-0-1	2016-17	1-2-1	0-2-0	1-0-1
2007-08	1-3-0	1-1-0	0-2-0	2017-18	1-2-1	1-0-1	0-2-0
2008-09	3-1-0	2-0-0	1-1-0	2018-19	2-2-0	2-0-0	0-0-0
2009-10	1-3-0	1-1-0	0-2-0				

## ALL-TIME SEASON GAME RESULTS (\*Overtime \*\*Shootout)

11/6/1979	W	7-2	at NJ (COL)	3/1/1987	T	5-5*	NJ	3/16/1995	T	2-2*	at NJ	2/23/2001	W	3-2	NJ	2/26/2008	W	2-1*	NJ	12/23/2014	W	2-1**	at NJ
12/15/1979	L	5-6	at NJ (COL)	10/14/1987	L	1-3	at NJ	4/16/1995	L	2-3	at NJ	3/2/2001	L	3-7	at NJ	1/6/2009	W	3-2	NJ	2/21/2015	L	1-3	at NJ
2/8/1980	T	4-4	NJ (COL)	10/17/1987	W	4-3*	NJ	11/14/1995	L	0-1	at NJ	1/5/2002	L	1-2	NJ	3/18/2009	W	4-2	NJ	3/28/2015	W	3-1	NJ
3/15/1980	W	4-1	NJ (COL)	1/2/1988	T	1-1*	NJ	1/27/1996	T	4-4*	NJ	1/19/2002	T	3-3*	at NJ	3/28/2009	W	2-1	at NJ	12/3/2015	L	1-5	NJ
10/22/1980	W	3-0	NJ (COL)	10/28/1988	L	3-5	at NJ	4/4/1996	W	1-0	at NJ	3/23/2002	W	4-2	at NJ	4/11/2009	L	2-3	at NJ	12/26/2015	W	3-1	NJ
11/6/1980	T	3-3	at NJ (COL)	10/29/1988	W	3-0	NJ	4/6/1996	L	3-6	NJ	4/3/2002	L	2-3	NJ	10/17/2009	L	0-2	at NJ	12/29/2015	L	2-3	at NJ
1/28/1981	W	6-3	NJ (COL)	1/27/1989	W	8-6	at NJ	10/19/1996	W	6-2	NJ	10/19/2002	W	3-1	NJ	12/9/2009	L	2-4	at NJ	3/1/2016	W	3-1	at NJ
3/3/1981	L	4-5	at NJ (COL)	10/14/1989	L	2-3	NJ	2/12/1997	L	2-3	NJ	10/29/2002	W	2-1	at NJ	2/13/2010	W	5-2	NJ	3/27/2016	W	3-2	NJ
12/12/1981	L	2-4	NJ (COL)	10/26/1989	W	7-3	at NJ	2/13/1997	L	0-4	at NJ	1/17/2003	L	1-2	NJ	4/3/2010	L	0-4	NJ	11/6/2016	L	1-4	NJ
2/5/1982	T	4-4	at NJ (COL)	12/9/1989	W	7-3	NJ	3/13/1997	L	0-6	at NJ	1/18/2003	L	2-5	at NJ	1/1/2011	W	6-3	NJ	11/8/2016	OT	2-3**	at NJ
3/14/1982	L	3-4	NJ (COL)	11/15/1990	W	4-2	at NJ	10/10/1997	W	2-1	NJ	10/11/2003	L	1-2	NJ	2/8/2011	OT	2-3*	at NJ	1/3/2017	L	1-3	NJ
12/3/1982	L	4-5	at NJ	3/16/1991	W	6-2	NJ	2/28/1998	L	3-4	at NJ	1/21/2004	W	2-1	at NJ	2/16/2011	L	2-3	at NJ	3/25/2017	W	3-1	at NJ
1/15/1983	W	2-1	NJ	3/27/1991	L	3-4*	at NJ	3/12/1998	L	0-2	NJ	2/14/2004	L	1-4	at NJ	2/19/2011	L	1-4	NJ	2/15/2018	L	2-5	at NJ
3/10/1983	W	3-0	at NJ	11/22/1991	L	2-8	at NJ	4/1/1998	W	4-0	at NJ	3/6/2004	L	1-4	NJ	10/10/2011	L	2-4	at NJ	2/18/2018	OT	2-3*	NJ
11/2/1983	W	5-4	NJ	12/19/1991	L	1-4	NJ	11/19/1998	L	2-3*	at NJ	10/15/2005	W	6-1	at NJ	11/8/2011	L	2-3	at NJ	3/2/2018	W	3-1	NJ
1/17/1984	T	3-3*	NJ	2/15/1992	L	1-4	at NJ	11/22/1998	L	2-5	NJ	12/17/2005	W	4-1	NJ	12/26/2011	W	4-2	NJ	3/27/2018	L	3-4	at NJ
2/16/1984	L	5-6*	at NJ	10/20/1992	W	5-4	at NJ	2/3/1999	L	1-4	NJ	2/3/2006	L	0-3	at NJ	3/31/2012	L	0-5	NJ	11/18/2018	W	2-1	NJ
12/26/1984	W	5-3	NJ	10/28/1992	L	3-4*	NJ	2/13/1999	L	4-6	at NJ	4/11/2006	OT	3-4*	NJ	2/12/2013	W	4-2	at NJ	12/29/2018	L	0-2	at NJ
2/14/1985	W	4-0	at NJ	12/27/1992	L	2-6	at NJ	4/6/1999	W	4-2	NJ	10/6/2006	L	0-4	NJ	3/9/2013	W	6-3	NJ	2/10/2019	L	2-3	at NJ
3/1/1985	W	4-1	at NJ	3/3/1993	L	4-7	NJ	10/29/1999	L	2-4	NJ	11/7/2006	OT	2-3**	at NJ	3/21/2013	L	1-4	NJ	4/9/2019	W	3-1	NJ
10/17/1985	W	4-3*	at NJ	12/22/1993	W	6-3	NJ	1/17/2000	L	2-5	at NJ	3/15/2007	L	2-3	NJ	11/27/2013	W	4-3	at NJ				
12/21/1985	W	7-6	NJ	12/28/1993	L	2-4	at NJ	1/28/2000	W	4-3*	NJ	3/17/2007	W	7-2	at NJ	11/29/2013	L	2-5	NJ				
2/9/1986	L	3-6	NJ	2/26/1994	T	1-1*	NJ	3/21/2000	W	5-0	at NJ	1/10/2008	L	1-4	NJ	3/8/2014	L	4-5	at NJ				
1/12/1987	L	5-7	at NJ	3/10/1994	L	0-4	at NJ	10/27/2000	T	3-3*	NJ	2/9/2008	L	1-6	at NJ	4/5/2014	L	1-3	NJ				
2/18/1987	W	6-3	at NJ	1/22/1995	T	2-2*	NJ	11/18/2000	OTL	2-3*	at NJ	2/18/2008	L	1-5	at NJ	12/8/2014	L	1-2	NJ				



# NEW YORK ISLANDERS

## 2019-20 SCHEDULE

10/11/19	..... at CAR	7:30 p.m.
1/19/20	..... at CAR	5 p.m.
3/7/20	..... at NYI	1 p.m.
3/22/20	..... at NYI	5 p.m.

## HURRICANES vs. NY ISLANDERS

ALL-TIME:	GP: 145	73-52-9-11	GF: 471	GA: 441
at home:	GP: 73	35-27-5-6	GF: 246	GA: 229
on road:	GP: 72	38-25-4-5	GF: 225	GA: 212
in overtime:	GP: 25	8-12-6		

Co-Owners ..... Jon Ledecky, Scott Malkin, Charles B. Wang, Dewey Shay  
 President of hockey operations/General manager ..... Lou Lamoriello  
 Head coach ..... Barry Trotz  
 Associate coach ..... Lane Lambert  
 Assistant coaches ..... John Gruden, Jim Hiller  
 Goaltending coach ..... Piero Greco  
 Executive director of communications ..... Kimber Auerbach  
 Director of team services & communications ..... Jesse Eisenberg  
 Communications coordinator ..... Kelly Keogh  
 General office ..... 516/501-6700

## SERIES RECORDS

Winning streak	..... 6 (3x)	..... Last: 2/11/2013-1/4/2014
Losing streak	..... 4 (2x)	..... Last: 3/25/2014-2/17/2015
Unbeaten streak	..... 8	..... 3/14/1995-10/30/1996
Goals scored	..... 9	..... 4/7/2009 (W, 9-0)
Goals allowed	..... 9	..... 2/14/1982 (L, 1-9)
Goals, both teams	..... 13	..... 2/28/1993 (L, 6-7 OT)

## LAST TRANSACTION

8/31/2009 CAR acquired Rob Hennigar from NYI in exchange for Bobby Hughes.

Inaugural season ..... 1972-73  
 Stanley Cup titles ..... 4 (1980, 1981, 1982, 1983)  
 Home ice ..... Barclays Center (2012)/Nassau Veterans Memorial Coliseum (1972)  
 Building capacity ..... 15,795 (Barclays)/13,917 (Nassau)  
 2018-19 record ..... 48-27-7  
 AHL affiliate ..... Bridgeport Sound Tigers

## 2018-19 SERIES RECAP

### NY ISLANDERS WIN SEASON SERIES: 3-1-0 (HURRICANES: 1-2-1)

At	CAROLINA HURRICANES	Attend	Goaltenders	Winning Goal
28 Oct '18	Hurricanes 1 Islanders 2	10,367	Mrazek vs. Greiss	Ryan Pulock
04 Oct '18	*Hurricanes 1 Islanders 2	18,680	Mrazek vs. Greiss	Josh Bailey

At	NEW YORK ISLANDERS	Attend	Goaltenders	Winning Goal
08 Jan '19	Hurricanes 4 Islanders 3	13,769	McElhinney vs. Greiss	Jacob Slavin
24 Nov '18	Hurricanes 1 Islanders 4	10,015	Darling vs. Greiss	Anthony Beauvillier

## SERIES STATISTICS

HURRICANES SPECIALTY TEAMS		ISLANDERS SPECIALTY TEAMS	
Power Play	..... 2-11 ..... 18.2%	Power Play	..... 2-11 ..... 18.2%
Penalty Killing	..... 9-11 ..... 81.8%	Penalty Killing	..... 9-11 ..... 81.8%

## HURRICANES LEADING SCORER

	GP	G	A	P	+/-	PIM
Dougie Hamilton	4	0	3	3	0	0

## ISLANDERS LEADING SCORER

	GP	G	A	P	+/-	PIM
Brock Nelson	4	2	4	6	5	2

## GOALTENDING

HURRICANES	GP	Min	W-L-OT	SO	GA	SA	SV	GAA	SV%
Curtis McElhinney	1	60	1-0-0	0	3	31	28	3.00	.903
Petr Mrazek	2	117	0-1-1	0	4	40	36	2.04	.900
Scott Darling	1	60	0-1-0	0	4	19	15	4.00	.789

ISLANDERS	GP	Min	W-L-OT	SO	GA	SA	SV	GAA	SV%
Thomas Greiss	4	239	3-1-0	0	7	136	129	1.76	.949

## ALL-TIME SEASON SERIES RECORDS

YEAR	OVERALL	HOME	ROAD	YEAR	OVERALL	HOME	ROAD	YEAR	OVERALL	HOME	ROAD	YEAR	OVERALL	HOME	ROAD
1979-80	1-3-0	1-1-0	0-2-0	1989-90	2-1-0	1-1-0	1-0-0	1999-00	3-1-0-0	1-1-0-0	2-0-0-0	2010-11	4-0-0	2-0-0	2-0-0
1980-81	0-2-2	0-0-2	0-2-0	1990-91	0-2-1	0-1-0	0-1-1	2000-01	3-1-0-0	2-0-0-0	1-1-0-0	2011-12	0-2-2	0-1-1	0-1-1
1981-82	0-2-1	0-1-1	0-1-0	1991-92	1-2-0	1-1-0	0-1-0	2001-02	1-1-0-2	0-1-0-1	1-0-0-1	2012-13	3-0-0	1-0-0	2-0-0
1982-83	1-2-0	0-1-0	1-1-0	1992-93	1-2-1	1-1-0	0-1-1	2002-03	2-2-0-0	1-1-0-0	1-1-0-0	2013-14	3-1-0	1-1-0	2-0-0
1983-84	2-1-0	2-0-0	0-1-0	1993-94	2-1-1	1-0-1	1-1-0	2003-04	2-2-0-0	0-2-0-0	2-0-0-0	2014-15	1-3-0	0-2-0	1-1-0
1984-85	1-1-1	0-1-0	1-0-1	1994-95	2-1-0	2-0-0	0-1-0	2005-06	3-1-0	2-0-0	1-1-0	2015-16	2-0-2	1-0-1	1-0-1
1985-86	1-2-0	0-2-0	1-0-0	1995-96	3-0-1	2-0-0	1-0-1	2006-07	2-1-1	2-0-0	0-1-1	2016-17	3-1-1	1-1-1	2-0-0
1986-87	2-1-0	1-0-0	1-1-0	1996-97	1-2-1	0-1-1	1-1-0	2007-08	2-2-0	0-2-0	2-0-0	2017-18	2-2-0	1-1-0	1-1-0
1987-88	1-2-0	1-1-0	0-1-0	1997-98	2-2-0	1-1-0	1-1-0	2008-09	4-0-0	2-0-0	2-0-0	2018-19	1-2-1	0-1-1	1-1-0
1988-89	2-1-0	1-0-0	1-1-0	1998-99	5-0-0	2-0-0	3-0-0	2009-10	2-0-2	1-0-1	1-0-1				

## ALL-TIME SEASON GAME RESULTS (\*Overtime \*\*Shootout)

10/20/1979	L 1-6	at NYI	1/31/1987	L 2-4	at NYI	3/14/1995	W 6-4	NYI	3/1/2001	W 3-1	at NYI	1/22/2008	L 3-6	NYI	10/11/2014	L 3-4	at NYI
10/26/1979	L 1-2	NYI	1/21/1988	W 4-3	NYI	3/25/1995	W 5-1	NYI	3/18/2001	W 2-1	NYI	10/25/2008	W 4-3	at NYI	2/17/2015	L 1-4	NYI
1/26/1980	L 2-3	at NYI	2/20/1988	L 0-3	at NYI	12/6/1995	W 7-4	NYI	10/17/2001	L 0-4	NYI	2/19/2009	W 6-2	at NYI	2/28/2015	W 5-3	at NYI
2/3/1980	W 5-3	NYI	2/21/1988	L 2-7	NYI	12/16/1995	T 3-3*	at NYI	10/18/2001	OTL 1-2*	at NYI	3/20/2009	W 5-4	NYI	10/29/2015	W 3-2*	at NYI
10/19/1980	T 3-3	NYI	2/4/1989	L 3-5	at NYI	1/17/1996	W 6-3	at NYI	10/26/2001	OTL 2-3*	NYI	4/7/2009	W 9-0	NYI	2/13/2016	W 6-3	NYI
11/20/1980	L 0-5	at NYI	2/28/1989	W 3-1	at NYI	3/30/1996	W 3-1	NYI	4/8/2002	W 2-1	at NYI	10/21/2009	OT 3-4**	at NYI	3/26/2016	OT 3-4*	NYI
12/27/1980	T 5-5	NYI	3/14/1989	W 8-2	NYI	10/17/1996	W 3-1	at NYI	10/22/2002	W 4-1	at NYI	11/13/2009	OT 3-4*	NYI	3/29/2016	OT 1-2**	at NYI
1/3/1981	L 1-8	at NYI	12/6/1989	L 3-4	NYI	10/30/1996	T 2-2*	NYI	10/30/2002	W 4-2	NYI	1/28/2010	W 4-1	NYI	1/14/2017	W 7-4	NYI
10/29/1981	T 6-6	NYI	1/23/1990	W 4-2	NYI	1/24/1997	L 2-5	NYI	12/28/2002	L 0-3	at NYI	2/6/2010	W 3-1	at NYI	2/4/2017	W 5-4*	at NYI
2/14/1982	L 1-9	NYI	3/6/1990	W 4-2	at NYI	4/11/1997	L 4-6	at NYI	4/6/2003	L 1-2	NYI	11/3/2010	W 7-2	NYI	3/13/2017	W 8-4	at NYI
3/27/1982	L 4-5	at NYI	12/20/1990	L 2-4	at NYI	11/7/1997	L 2-3	NYI	11/26/2003	W 2-0	at NYI	1/26/2011	W 4-2	at NYI	3/14/2017	OT 2-3*	NYI
12/26/1982	L 2-3	NYI	1/29/1991	L 1-8	NYI	12/3/1997	W 5-3	NYI	1/23/2004	L 2-3	NYI	3/18/2011	W 3-2*	NYI	4/6/2017	L 0-3	NYI
1/18/1983	L 1-8	at NYI	2/3/1991	T 1-1*	at NYI	1/10/1998	W 2-1*	at NYI	3/27/2004	W 3-2	at NYI	4/2/2011	W 4-2	at NYI	11/16/2017	L 4-6	at NYI
2/12/1983	W 4-2	at NYI	12/17/1991	L 2-4	NYI	1/30/1998	L 0-2	at NYI	4/2/2004	L 4-6	NYI	1/3/2012	OT 3-4**	NYI	11/19/2017	W 4-2	NYI
11/15/1983	L 4-6	at NYI	12/29/1991	W 6-4	NYI	11/5/1998	W 6-3	at NYI	10/8/2005	L 2-3	at NYI	1/21/2012	OT 1-2*	at NYI	2/16/2018	L 0-3	NYI
1/5/1984	W 4-2	NYI	1/9/1992	L 1-2	at NYI	11/28/1998	W 3-1	at NYI	1/6/2006	W 4-1	NYI	1/31/2012	L 2-5	NYI	3/18/2018	W 4-3	at NYI
3/18/1984	W 5-4	NYI	10/24/1992	L 2-4	at NYI	2/21/1999	W 4-1	NYI	1/7/2006	W 3-0	at NYI	2/18/2012	L 3-4	at NYI	10/4/2018	OT 1-2*	NYI
12/8/1984	W 4-3*	at NYI	2/28/1993	L 6-7*	NYI	3/24/1999	W 2-1	NYI	1/19/2006	W 4-3	NYI	2/11/2013	W 6-4	at NYI	10/28/2018	L 1-2	NYI
12/21/1984	L 0-1	NYI	4/13/1993	T 3-3*	at NYI	4/10/1999	W 6-1	at NYI	10/21/2006	OT 3-4*	at NYI	2/24/2013	W 4-2	at NYI	11/24/2018	L 1-4	at NYI
2/16/1985	T 4-4*	at NYI	4/14/1993	W 5-4*	NYI	10/30/1999	W 4-0	at NYI	11/22/2006	L 2-4	at NYI	4/23/2013	W 4-3**	NYI	1/8/2019	W 4-3	at NYI
12/23/1985	L 3-6	NYI	11/6/1993	L 3-5	at NYI	11/10/1999	L 0-2	NYI	12/22/2006	W 5-1	NYI	10/19/2013	W 4-3	at NYI			
12/26/1985	W 4-3	at NYI	1/1/1994	W 4-3	at NYI	2/8/2000	W 4-3	at NYI	1/6/2007	W 4-2	NYI	11/7/2013	W 1-0	NYI			
3/13/1986	L 2-3	NYI	1/8/1994	W 6-0	NYI	3/26/2000	W 4-1	NYI	10/27/2007	W 8-3	at NYI	1/4/2014	W 3-2	at NYI			
11/5/1986	W 3-2	NYI	4/6/1994	T 3-3*	NYI	12/19/2000	L 1-2	at NYI	12/31/2007	L 1-4	NYI	3/25/2014	L 4-5	NYI			
11/22/1986	W 6-3	at NYI	3/7/1995	L 1-3	at NYI	1/7/2001	W 5-2	NYI	1/21/2008	W 3-2*	at NYI	10/10/2014	L 3-5	NYI			



# NEW YORK RANGERS

## 2019-20 SCHEDULE

11/7/19	.....	at CAR	.....	7 p.m.
11/27/19	.....	at NYR	.....	7 p.m.
12/27/19	.....	at NYR	.....	7 p.m.
2/21/20	.....	at CAR	.....	7:30 p.m.

## HURRICANES vs. NY RANGERS

ALL-TIME:	GP: 144	56-72-7-9	GF: 387	GA: 468
at home:	GP: 71	36-28-3-4	GF: 220	GA: 214
on road:	GP: 73	20-44-4-5	GF: 167	GA: 254
in overtime:	GP: 20	6-9-5		

Executive chairman, The Madison Square Garden Company ..... James L. Dolan  
 General manager ..... Jeff Gorton  
 Assistant general manager ..... Chris Drury  
 Head coach ..... David Quinn  
 Assistant coaches ..... Greg Brown, David Oliver, Lindy Ruff  
 Assistant coach & goaltending coach ..... Benoit Allaire  
 Senior vice president, public relations & player recruitment ..... John Rosasco  
 Director, public relations ..... Ryan Nissan  
 Manager, public relations ..... Lindsay Hayes  
 Coordinator, public relations ..... Michael Rappaport  
 General office ..... 212/465-6486

## SERIES RECORDS

Winning streak	.....	4	.....	1/24/2001-11/2/2001
Losing streak	.....	9	.....	Last: 11/11/2011-3/7/2014
Unbeaten streak	.....	5	.....	10/11/1984-1/20/1986
Goals scored	.....	8 (2x)	.....	Last: 10/7/2018 (W, 8-5)
Goals allowed	.....	11	.....	2/11/1983 (L, 3-11)
Goals, both teams	.....	14	.....	2/11/1983 (L, 3-11)

## LAST TRANSACTION

4/30/2019 CAR acquired a 2019 second-round pick and a conditional 2020 third-round pick from NYR in exchange for Adam Fox.

Inaugural season ..... 1926-27  
 Stanley Cup titles ..... 4 (1928, 1933, 1940, 1994)  
 Home ice ..... Madison Square Garden (1968)  
 Building capacity ..... 18,200  
 2018-19 record ..... 32-36-14  
 AHL affiliate ..... Hartford Wolf Pack

## 2018-19 SERIES RECAP

### SEASON SERIES TIED: 2-2-0

At CAROLINA HURRICANES	Attend	Goaltenders	Winning Goal
19 Feb '19 Hurricanes 1 Rangers 2	13,343	McElhinney vs. Lundqvist	V. Namestnikov
07 Oct '18 Hurricanes 8 Rangers 5	13,526	Mrazek vs. Georgiev	Andrei Svechnikov

At NEW YORK RANGERS	Attend	Goaltenders	Winning Goal
08 Feb '19 Hurricanes 3 Rangers 0	18,006	Mrazek vs. Lundqvist	Warren Foegele
15 Jan '19 Hurricanes 2 Rangers 6	17,636	McElhinney vs. Lundqvist	Mika Zibanejad

## SERIES STATISTICS

HURRICANES SPECIALTY TEAMS		RANGERS SPECIALTY TEAMS	
Power Play	..... 1-11 ..... 9.1%	Power Play	..... 4-13 ..... 30.8%
Penalty Killing	..... 9-13 ..... 69.2%	Penalty Killing	..... 10-11 ..... 90.9%

## HURRICANES LEADING SCORERS

	GP	G	A	P	+/-	PIM
Warren Foegele	4	3	1	4	1	0
Andrei Svechnikov	4	2	2	4	3	2

## RANGERS LEADING SCORER

	GP	G	A	P	+/-	PIM
Tony DeAngelo	4	2	3	5	3	4

## GOALTENDING

HURRICANES	GP	Min	W-L-OT	SO	GA	SA	SV	GAA	SV%
Petr Mrazek	2	120	2-0-0	1	5	51	46	2.50	.902
Curtis McElhinney	2	117	0-2-0	0	8	54	46	4.09	.852

RANGERS	GP	Min	W-L-OT	SO	GA	SA	SV	GAA	SV%
Henrik Lundqvist	3	179	2-1-0	0	4	111	107	1.34	.964
Alexandar Georgiev	1	58	0-1-0	0	7	39	32	7.19	.821

## ALL-TIME SEASON SERIES RECORDS

YEAR	OVERALL	HOME	ROAD	YEAR	OVERALL	HOME	ROAD	YEAR	OVERALL	HOME	ROAD	YEAR	OVERALL	HOME	ROAD
1979-80	1-2-1	1-1-0	0-1-1	1989-90	1-2-0	1-1-0	0-1-0	1999-00	1-3-0-0	1-1-0-0	0-2-0-0	2010-11	2-0-2	1-0-1	1-0-1
1980-81	1-3-0	1-1-0	0-2-0	1990-91	1-2-0	1-0-0	0-2-0	2000-01	3-1-0-0	1-1-0-0	2-0-0-0	2011-12	0-4-0	0-2-0	0-2-0
1981-82	1-1-1	0-1-1	1-0-0	1991-92	1-2-0	1-1-0	0-1-0	2001-02	3-1-0-0	2-0-0-0	1-1-0-0	2012-13	0-1-2	0-1-1	0-0-1
1982-83	1-2-0	1-0-0	0-2-0	1992-93	1-1-1	0-0-1	1-1-0	2002-03	0-4-0-0	0-2-0-0	0-2-0-0	2013-14	1-3-0	1-1-0	0-2-0
1983-84	2-1-0	2-0-0	0-1-0	1993-94	1-3-0	1-1-0	0-2-0	2003-04	2-1-1-0	2-0-0-0	0-1-1-0	2014-15	0-2-3	0-0-2	0-2-1
1984-85	1-0-2	0-0-1	1-0-1	1994-95	1-2-0	0-1-0	1-1-0	2005-06	3-1-0	2-0-0	1-1-0	2015-16	1-3-0	1-1-0	0-2-0
1985-86	2-1-0	1-1-0	1-0-0	1995-96	2-1-1	1-1-0	1-0-1	2006-07	1-2-1	1-1-0	0-1-1	2016-17	2-2-0	2-0-0	0-2-0
1986-87	3-0-0	1-0-0	2-0-0	1996-97	2-2-0	2-0-0	0-2-0	2007-08	2-2-0	1-1-0	1-1-0	2017-18	0-4-0	0-2-0	0-2-0
1987-88	1-2-0	1-1-0	0-1-0	1997-98	1-3-0	1-1-0	0-2-0	2008-09	2-1-1	2-0-0	0-1-1	2018-19	2-2-0	1-1-0	1-1-0
1988-89	2-1-0	1-0-0	1-1-0	1998-99	3-2-0	1-1-0	2-1-0	2009-10	2-2-0	0-2-0	2-0-0				

## ALL-TIME SEASON GAME RESULTS (\*Overtime \*\*Shootout)

10/28/1979	T	2-2	at NYR	3/18/1987	W	5-3	at NYR	2/24/1995	W	2-1	at NYR	12/27/2000	W	4-3	NYR	12/3/2007	W	4-0	at NYR	3/7/2014	L	2-4	NYR
12/7/1979	L	4-7	NYR	4/4/1987	W	5-3	NYR	3/1/1995	L	2-5	NYR	1/22/2001	L	2-5	NYR	12/26/2007	L	2-4	at NYR	3/11/2014	W	3-1	NYR
1/7/1980	L	2-5	at NYR	10/10/1987	L	2-6	NYR	4/20/1995	L	2-3	at NYR	1/24/2001	W	3-2	at NYR	1/29/2008	W	3-1	NYR	4/8/2014	L	1-4	at NYR
2/18/1980	W	6-4	NYR	3/5/1988	W	3-1	NYR	10/7/1995	W	2-0	NYR	4/4/2001	W	3-1	at NYR	2/28/2008	L	2-4	NYR	10/16/2014	OT	1-2**	at NYR
11/16/1980	L	3-7	at NYR	3/20/1988	L	1-2	at NYR	10/16/1995	W	7-5	at NYR	10/5/2001	W	3-1	NYR	12/13/2008	OT	2-3**	at NYR	12/20/2014	OT	2-3**	at NYR
2/22/1981	W	6-5	NYR	10/12/1988	W	4-3	at NYR	11/11/1995	L	1-4	NYR	11/2/2001	W	3-2	NYR	1/27/2009	L	2-3	at NYR	12/21/2014	L	0-1	at NYR
3/14/1981	L	2-6	at NYR	12/8/1988	W	5-4	NYR	12/22/1995	T	3-3*	at NYR	11/29/2001	L	0-5	at NYR	3/9/2009	W	3-0	NYR	1/31/2015	L	1-4	at NYR
3/21/1981	L	4-6	NYR	1/2/1989	L	4-5	at NYR	12/16/1996	L	2-5	at NYR	12/10/2001	W	4-3*	at NYR	4/2/2009	W	4-2	NYR	3/21/2015	OT	2-3**	NYR
12/6/1981	W	5-3	at NYR	10/19/1989	L	3-7	at NYR	2/5/1997	L	2-5	at NYR	10/9/2002	L	1-4	NYR	12/21/2009	L	1-3	NYR	11/10/2015	L	0-3	at NYR
2/13/1982	L	2-3	NYR	11/18/1989	L	2-3	NYR	2/21/1997	W	7-2	NYR	11/25/2002	L	1-3	at NYR	12/31/2009	L	1-2	NYR	11/30/2015	L	3-4	at NYR
4/3/1982	T	3-3	NYR	3/3/1990	W	6-4	NYR	3/29/1997	W	2-1	NYR	12/31/2002	L	0-2	NYR	1/2/2010	W	2-1*	at NYR	1/22/2016	L	1-4	NYR
12/1/1982	L	1-6	at NYR	10/6/1990	W	5-4	NYR	10/20/1997	L	2-4	at NYR	1/8/2003	L	1-5	at NYR	1/27/2010	W	5-1	at NYR	3/31/2016	W	4-3	NYR
12/4/1982	W	5-2	NYR	1/13/1991	L	3-4	at NYR	11/21/1997	L	3-4	NYR	10/18/2003	T	2-2*	at NYR	10/29/2010	W	4-3	at NYR	10/28/2016	W	3-2	NYR
2/23/1983	L	3-11	at NYR	2/15/1991	L	3-5	at NYR	1/6/1998	L	2-4	at NYR	10/30/2003	L	1-4	at NYR	1/5/2011	OT	1-2*	at NYR	11/29/2016	L	2-3	at NYR
11/26/1983	W	4-3*	NYR	10/12/1991	W	5-2	NYR	3/26/1998	W	4-1	NYR	11/6/2003	W	6-3	NYR	1/20/2011	W	4-1	at NYR	12/3/2016	L	2-4	at NYR
3/31/1984	W	5-3	NYR	12/14/1991	L	2-6	NYR	10/30/1998	L	0-1	at NYR	1/8/2004	W	3-2	NYR	2/22/2011	OT	3-4**	NYR	3/9/2017	W	4-3	NYR
4/1/1984	L	0-2	at NYR	3/1/1992	L	4-9	at NYR	12/23/1998	W	1-0	at NYR	11/17/2005	W	5-1	NYR	11/11/2011	L	1-5	at NYR	11/22/2017	L	1-6	NYR
10/11/1984	T	4-4*	at NYR	10/12/1992	L	2-6	at NYR	12/26/1998	L	3-6	NYR	11/19/2005	L	3-4	at NYR	12/1/2011	L	3-5	NYR	12/1/2017	L	1-5	at NYR
2/9/1985	T	2-2*	at NYR	12/19/1992	T	4-4*	at NYR	1/28/1999	W	3-2*	NYR	3/6/2006	W	2-1	at NYR	3/1/2012	L	2-3	NYR	3/12/2018	L	3-6	at NYR
2/21/1985	W	4-3*	at NYR	4/5/1993	W	5-4	at NYR	2/12/1999	W	3-1	at NYR	3/14/2006	W	5-3	NYR	3/13/2012	L	2-4	at NYR	3/31/2018	L	1-2	NYR
10/12/1985	W	8-2	NYR	10/30/1993	L	1-4	NYR	10/8/1999	L	1-3	at NYR	11/15/2006	W	2-1	NYR	3/18/2013	OT	1-2**	at NYR	10/7/2018	W	8-5	NYR
1/20/1986	W	5-0	at NYR	12/15/1993	L	2-5	at NYR	1/9/2000	W	1-0	NYR	11/21/2006	L	0-4	at NYR	4/6/2013	L	1-4	NYR	1/15/2019	L	2-6	at NYR
2/1/1986	L	1-3	NYR	2/19/1994	W	4-2	NYR	1/18/2000	L	2-3	at NYR	2/15/2007	L	1-4	NYR	4/25/2013	OT	3-4*	NYR	2/8/2019	W	3-0	at NYR
12/21/1986	W	4-3*	at NYR	3/16/1994	L	0-4	at NYR	1/20/2000	L	1-4	NYR	3/11/2007	OT	1-2**	at NYR	11/2/2013	L	1-5	at NYR	2/19/2019	L	1-2	NYR



# OTTAWA SENATORS

## 2019-20 SCHEDULE

11/9/19 ..... at OTT ..... 7 p.m.  
 11/11/19 ..... at CAR ..... 7 p.m.  
 3/21/20 ..... at CAR ..... 7 p.m.

## HURRICANES vs. OTTAWA

ALL-TIME: ..... GP: 105 ..... 57-35-8-5 ..... GF: 294 ..... GA: 265  
 at home: ..... GP: 51 ..... 33-12-4-2 ..... GF: 151 ..... GA: 115  
 on road: ..... GP: 54 ..... 24-23-4-3 ..... GF: 143 ..... GA: 150  
 in overtime: ..... GP: 21 ..... 8-5-8

Owner/Governor/Chairman ..... Eugene Melnyk  
 General manager ..... Peter MacTavish  
 Head coach ..... D.J. Smith  
 Associate coach ..... Jack Capuano  
 Assistant coaches ..... Bob Jones, Davis Payne  
 Goaltending coach ..... Pierre Groulx  
 Senior director, communications ..... Brian Morris  
 Manager, communications ..... Chris Moore  
 Coordinator, communications ..... Brett Varey  
 General office ..... 613/599-0250

Inaugural season ..... 1992-93  
 Stanley Cup titles ..... None  
 Home ice ..... Canadian Tire Centre (1996)  
 Building capacity ..... 18,670  
 2018-19 record ..... 29-47-6  
 AHL affiliate ..... Belleville Senators

## SERIES RECORDS

Winning streak ..... 6 ..... 4/3/1993-12/26/1993  
 Losing streak ..... 3 (5x) ..... Last: 11/28/2006-2/28/2007  
 Unbeaten streak ..... 11 ..... 4/3/1993-4/12/1995  
 Goals scored ..... 7 (2x) ..... Last: 11/17/2010 (W, 7-1)  
 Goals allowed ..... 6 (5x) ..... Last: 12/12/2007 (L, 0-6)  
 Goals, both teams ..... 11 ..... 3/18/2003 (L, 5-6)

## LAST TRANSACTION

2/28/2017 CAR acquired OTT's 2017 third-round draft pick (CAR traded the pick to CHI, 90th overall – Evan Barratt) from OTT in exchange for Viktor Stalberg.

## 2018-19 SERIES RECAP

### HURRICANES WIN SEASON SERIES: 2-1-0 (SENATORS: 1-2-0)

At CAROLINA HURRICANES Attend Goaltenders Winning Goal  
 18 Jan '19 Hurricanes 1 Senators 4 15,598 Mrazek vs. Nilsson Bobby Ryan

At OTTAWA SENATORS Attend Goaltenders Winning Goal  
 12 Feb '19 Hurricanes 4 Senators 1 10,648 McElhinney vs. Nilsson Justin Williams  
 06 Jan '19 Hurricanes 5 Senators 4 12,924 Mrazek vs. Nilsson/Hogberg Justin Williams

## SERIES STATISTICS

HURRICANES SPECIALTY TEAMS SENATORS SPECIALTY TEAMS  
 Power Play ..... 4-8 ..... 50.0% Power Play ..... 1-7 ..... 14.3%  
 Penalty Killing ..... 6-7 ..... 85.7% Penalty Killing ..... 4-8 ..... 50.0%

## HURRICANES LEADING SCORER

GP G A P +/- PIM  
 Tuuvo Teravainen 3 2 2 4 2 0

## SENATORS LEADING SCORER

GP G A P +/- PIM  
 Chris Tierney 3 0 4 4 2 0

## GOALTENDING

HURRICANES GP Min W-L-OT SO GA SA SV GAA SV%  
 Curtis McElhinney 1 60 1-0-0 0 1 26 25 1.00 .962  
 Petr Mrazek 2 120 1-1-0 0 8 57 49 4.00 .860

SENATORS GP Min W-L-OT SO GA SA SV GAA SV%  
 Anders Nilsson 3 152 1-2-0 0 7 84 77 2.75 .917  
 Marcus Hogberg 1 26 0-0-0 0 3 16 13 6.87 .812

## ALL-TIME SEASON SERIES RECORDS

YEAR	OVERALL	HOME	ROAD	YEAR	OVERALL	HOME	ROAD	YEAR	OVERALL	HOME	ROAD
1992-93	6-1-0	3-0-0	3-1-0	2001-02	0-3-1-0	0-2-0-0	0-1-1-0	2011-12	2-1-1	1-0-1	1-1-0
1993-94	4-0-1	2-0-0	2-0-1	2002-03	0-3-1-0	0-1-1-0	0-2-0-0	2012-13	2-1-0	1-0-0	1-1-0
1994-95	4-0-0	2-0-0	2-0-0	2003-04	1-2-1-0	0-1-1-0	1-1-0-0	2013-14	2-0-1	2-0-0	0-0-1
1995-96	3-1-1	2-1-0	1-0-1	2005-06	2-2-0	1-1-0	1-1-0	2014-15	2-0-1	0-0-1	2-0-0
1996-97	2-2-1	2-0-0	0-2-1	2006-07	1-3-0	0-2-0	1-1-0	2015-16	2-1-0	2-0-0	0-1-0
1997-98	4-2-0	3-0-0	1-2-0	2007-08	2-2-0	1-1-0	1-1-0	2016-17	1-1-1	1-0-0	0-1-1
1998-99	1-1-2	0-0-2	1-1-0	2008-09	2-2-0	2-0-0	0-2-0	2017-18	3-0-0	2-0-0	1-0-0
1999-00	1-3-0-0	1-1-0-0	0-2-0-0	2009-10	2-1-1	2-0-0	0-1-1	2018-19	2-1-0	0-1-0	2-0-0
2000-01	3-1-0-0	1-1-0-0	2-0-0-0	2010-11	3-1-0	2-0-0	1-1-0				

## ALL-TIME SEASON GAME RESULTS (\*Overtime \*\*Shootout)

10/14/1992	W	4-1	OTT	11/23/1996	T	3-3*	at OTT	12/3/2000	L	0-2	OTT	2/28/2007	L	0-2	at OTT	2/1/2013	W	1-0	OTT
10/22/1992	W	5-1	at OTT	12/28/1996	W	3-2	OTT	4/1/2001	W	3-2*	at OTT	10/11/2007	W	5-3	at OTT	2/7/2013	W	3-2*	at OTT
11/19/1992	W	4-2	at OTT	2/15/1997	W	2-1	OTT	10/9/2001	L	2-6	OTT	12/12/2007	L	0-6	OTT	4/16/2013	L	2-3	at OTT
12/9/1992	W	6-2	OTT	2/16/1997	L	2-4	at OTT	11/15/2001	T	1-1*	at OTT	1/17/2008	L	1-5	at OTT	11/24/2013	W	4-1	OTT
1/28/1993	L	2-5	at OTT	4/9/1997	L	4-5	at OTT	12/18/2001	L	1-5	OTT	3/16/2008	W	5-1	OTT	1/25/2014	W	6-3	OTT
4/3/1993	W	7-3	OTT	10/4/1997	L	2-3	at OTT	4/2/2002	L	3-4	at OTT	11/7/2008	W	2-1	OTT	3/17/2015	OT	1-2**	at OTT
4/7/1993	W	6-1	at OTT	11/9/1997	W	4-1	OTT	10/23/2002	L	1-4	at OTT	1/13/2009	L	1-5	at OTT	1/17/2015	W	3-2	at OTT
11/10/1993	W	4-3*	OTT	12/16/1997	W	2-1	OTT	11/19/2002	T	4-4*	OTT	2/24/2009	L	2-4	at OTT	2/16/2015	W	6-3	at OTT
11/29/1993	W	4-2	at OTT	12/18/1997	L	2-3	at OTT	12/7/2002	L	2-5	at OTT	3/25/2009	W	2-1	OTT	3/17/2015	OT	1-2*	OTT
12/23/1993	W	2-1	at OTT	1/5/1998	W	4-1	OTT	3/18/2003	L	5-6	OTT	12/12/2009	L	2-4	at OTT	11/7/2015	W	3-2*	at OTT
12/26/1993	W	3-2*	OTT	1/22/1998	W	4-2	at OTT	11/20/2003	L	1-6	at OTT	1/10/2010	W	4-1	OTT	2/18/2016	L	2-4	at OTT
1/27/1994	T	1-1*	at OTT	10/24/1998	W	3-1	at OTT	11/1/2004	T	2-2*	OTT	3/4/2010	W	4-1	OTT	3/8/2016	W	4-3**	OTT
1/25/1995	W	4-1	OTT	12/18/1998	L	1-5	at OTT	1/20/2004	L	1-3	OTT	4/1/2010	OT	3-4**	at OTT	11/1/2016	OT	1-2*	at OTT
2/1/1995	W	2-1	at OTT	1/4/1999	T	4-4*	OTT	3/20/2004	W	3-2*	at OTT	10/14/2010	L	2-3	at OTT	11/26/2016	L	1-2	at OTT
2/28/1995	W	6-3	at OTT	4/17/1999	T	1-1*	OTT	10/24/2005	W	3-2	OTT	11/17/2010	W	7-1	OTT	2/24/2017	W	3-0	OTT
4/12/1995	W	4-2	OTT	11/17/1999	W	2-1	OTT	11/15/2005	W	2-1	at OTT	12/29/2010	W	4-0	at OTT	1/30/2018	W	2-1	OTT
11/2/1995	L	0-5	OTT	12/23/1999	L	3-4	at OTT	11/22/2005	L	3-5	OTT	3/22/2011	W	4-3	OTT	3/24/2018	W	5-2	at OTT
11/4/1995	W	5-4	at OTT	1/4/2000	L	1-2	OTT	12/28/2005	L	2-6	at OTT	10/25/2011	OT	2-3**	OTT	3/26/2018	W	4-1	OTT
11/15/1995	W	3-2	OTT	2/15/2000	L	1-5	at OTT	11/4/2006	W	3-2	at OTT	11/27/2011	L	3-4	at OTT	1/6/2019	W	5-4	at OTT
1/5/1996	W	4-2	OTT	11/12/2000	W	4-0	OTT	11/28/2006	L	1-4	OTT	12/23/2011	W	2-1*	OTT	1/18/2019	L	1-4	OTT
3/22/1996	T	1-1*	at OTT	11/16/2000	W	1-0	at OTT	2/27/2007	L	2-4	OTT	4/3/2012	W	2-1	at OTT	2/12/2019	W	4-1	at OTT





# PHILADELPHIA FLYERS

## 2019-20 SCHEDULE

11/5/19	.....at PHI.....	7 p.m.
11/21/19	.....at CAR.....	7 p.m.
1/7/20	.....at CAR.....	7 p.m.
3/5/20	.....at PHI.....	7 p.m.

## HURRICANES vs. PHILADELPHIA

ALL-TIME:	GP: 144	46-69-14-15	GF: 391	GA: 504
at home:	GP: 72	25-32-9-6	GF: 212	GA: 240
on road:	GP: 72	21-37-5-9	GF: 189	GA: 264
in overtime:	GP: 38	9-18-11		

Chairman/Governor ..... Dave Scott  
 President of hockey operations/General manager ..... Chuck Fletcher  
 Head coach ..... Alain Vigneault  
 Assistant coaches ..... Michel Therrien, Mike Yeo, Ian Laperriere  
 Goaltending coach ..... Kim Dillabaugh  
 Senior director of communications ..... Zack Hill  
 Director of public relations ..... Joe Sivilie  
 Manager of broadcasting & media services ..... Brian Smith  
 General office ..... 215/465-4500

Inaugural season ..... 1967-68  
 Stanley Cup titles ..... 2 (1974, 1975)  
 Home ice ..... Wells Fargo Center (1996)  
 Building capacity ..... 19,308  
 2018-19 record ..... 37-37-8  
 AHL affiliate ..... Lehigh Valley Phantoms

## SERIES RECORDS

Winning streak	..... 6	..... 12/22/1990-4/15/1992
Losing streak	..... 9	..... Last: 12/6/2008-2/10/2011
Unbeaten streak	..... 6	..... 12/22/1990-4/15/1992
Goals scored	..... 9	..... 2/25/1984 (W, 9-7)
Goals allowed	..... 8 (2x)	..... Last: 11/11/2010 (L, 1-8)
Goals, both teams	..... 16	..... 12/25/1984 (W, 9-7)

## LAST TRANSACTION

1/13/2013 CAR acquired Luke Pither from PHI in exchange for Brian Boucher and Mark Alt.

## 2018-19 SERIES RECAP

### HURRICANES WIN SEASON SERIES: 4-0-0 (FLYERS: 0-4-0)

At CAROLINA HURRICANES	Attend	Goaltenders	Winning Goal
30 Mar '19 Hurricanes 5 Flyers 2	17,833	Mrazek vs. Talbot	Justin Faulk
31 Dec '18 Hurricanes 3 Flyers 1	16,644	McElhinney vs. Neuvirth/Hart	Jordan Martinook

At PHILADELPHIA FLYERS	Attend	Goaltenders	Winning Goal
06 Apr '19 Hurricanes 4 Flyers 3	19,433	McElhinney vs. Hart	Jordan Staal
03 Jan '19 Hurricanes 5 Flyers 3	18,718	Mrazek vs. Neuvirth	Warren Foegele

## SERIES STATISTICS

HURRICANES SPECIALTY TEAMS		FLYERS SPECIALTY TEAMS	
Power Play.....	4-10..... 40.0%	Power Play.....	4-12..... 33.3%
Penalty Killing.....	8-12..... 66.7%	Penalty Killing.....	6-10..... 60.0%

## HURRICANES LEADING SCORER

	GP	G	A	P	+/-	PIM
Teuvo Teravainen	4	4	3	7	5	0

## FLYERS LEADING SCORER

	GP	G	A	P	+/-	PIM
Claude Giroux	4	1	4	5	-5	2

## GOALTENDING

HURRICANES	GP	Min	W-L-OT	SO	GA	SA	SV	GAA	SV%
Petr Mrazek	2	120	2-0-0	0	5	69	64	2.50	.928
Curtis McElhinney	2	120	2-0-0	0	4	54	50	2.00	.926

FLYERS	GP	Min	W-L-OT	SO	GA	SA	SV	GAA	SV%
Michal Neuvirth	2	94	0-1-0	0	5	51	46	3.20	.902
Cam Talbot	1	57	0-1-0	0	3	30	27	3.14	.900
Carter Hart	2	81	0-2-0	0	7	38	31	5.19	.816

## ALL-TIME SEASON SERIES RECORDS

YEAR	OVERALL	HOME	ROAD	YEAR	OVERALL	HOME	ROAD	YEAR	OVERALL	HOME	ROAD	YEAR	OVERALL	HOME	ROAD
1979-80	0-2-2	0-0-2	0-2-0	1989-90	2-1-0	1-0-0	1-1-0	1999-00	2-2-0-0	1-1-0-0	1-1-0-0	2010-11	1-3-0	1-1-0	0-2-0
1980-81	0-3-1	0-2-0	0-1-1	1990-91	3-0-0	2-0-0	1-0-0	2000-01	1-2-0-1	1-1-0-0	0-1-0-1	2011-12	1-3-0	0-2-0	1-1-0
1981-82	0-3-0	0-1-0	0-2-0	1991-92	3-0-0	1-0-0	2-0-0	2001-02	1-2-0-1	1-1-0-0	0-1-0-1	2012-13	0-2-1	0-1-0	0-1-1
1982-83	1-2-0	1-1-0	0-1-0	1992-93	0-3-0	0-2-0	0-1-0	2002-03	0-1-2-1	0-0-1-1	0-1-1-0	2013-14	4-0-0	2-0-0	2-0-0
1983-84	2-1-0	1-0-0	1-1-0	1993-94	1-3-0	0-2-0	1-1-0	2003-04	0-2-2-0	0-1-1-0	0-1-1-0	2014-15	4-1-0	3-0-0	1-1-0
1984-85	0-2-1	0-1-1	0-1-0	1994-95	1-2-0	1-1-0	0-1-0	2005-06	2-0-2	1-0-1	1-0-1	2015-16	1-0-3	1-0-1	0-0-2
1985-86	0-3-0	0-1-0	0-2-0	1995-96	0-3-1	0-1-1	0-2-0	2006-07	2-2-0	1-1-0	1-1-0	2016-17	2-2-1	1-1-0	1-1-1
1986-87	2-1-0	1-1-0	1-0-0	1996-97	0-3-1	0-2-0	0-1-1	2007-08	1-2-1	0-2-0	1-0-1	2017-18	1-2-1	0-1-1	1-1-0
1987-88	1-2-0	1-0-0	0-2-0	1997-98	1-2-1	0-1-1	1-1-0	2008-09	1-1-2	0-1-1	1-0-1	2018-19	4-0-0	2-0-0	2-0-0
1988-89	1-1-1	1-0-1	0-1-0	1998-99	0-2-2	0-1-1	0-1-1	2009-10	0-3-1	0-1-1	0-2-0				

## ALL-TIME SEASON GAME RESULTS (\*Overtime \*\*Shootout)

11/27/1979	L	2-6	at PHI	10/22/1988	W	8-6	PHI	3/2/1997	L	2-5	PHI	10/28/2005	W	8-6	PHI	2/9/2013	OT	3-4*	at PHI
12/23/1979	L	2-4	at PHI	12/23/1988	L	4-5	at PHI	12/23/1997	L	2-4	at PHI	12/29/2005	OT	3-4*	PHI	4/20/2013	L	3-5	PHI
12/26/1979	T	4-4	PHI	3/12/1989	T	3-3*	PHI	1/8/1998	T	3-3*	PHI	1/17/2006	W	4-3**	at PHI	10/6/2013	W	2-1	PHI
3/21/1980	T	5-5	PHI	11/25/1989	W	5-2	PHI	3/28/1998	W	4-2	at PHI	3/8/2006	OT	2-3**	at PHI	11/5/2013	W	2-1*	PHI
10/26/1980	L	1-6	at PHI	12/14/1989	W	3-2	at PHI	3/29/1998	L	1-3	PHI	12/19/2006	W	2-1	at PHI	1/22/2014	W	3-2	at PHI
11/8/1980	L	4-5	PHI	2/1/1990	L	1-2	at PHI	10/17/1998	T	1-1*	PHI	12/31/2006	L	2-5	PHI	4/13/2014	W	6-5**	at PHI
2/8/1981	T	6-6	at PHI	12/22/1990	W	1-0	PHI	11/20/1998	L	1-3	PHI	2/22/2007	W	3-2*	PHI	12/13/2014	L	1-5	at PHI
3/29/1981	L	1-4	PHI	1/26/1991	W	5-3	PHI	1/9/1999	L	0-2	at PHI	3/28/2007	L	1-5	at PHI	1/2/2015	W	2-1	PHI
11/12/1981	L	3-5	at PHI	2/2/1991	W	2-0	at PHI	3/30/1999	T	3-3*	at PHI	10/20/2007	OT	2-3*	at PHI	2/24/2015	W	4-1	PHI
3/20/1982	L	2-5	PHI	11/27/1991	W	7-3	at PHI	10/7/1999	W	2-0	at PHI	11/21/2007	L	3-6	PHI	4/4/2015	W	3-2**	PHI
3/21/1982	L	3-5	at PHI	4/12/1992	W	4-2	PHI	11/11/1999	L	1-4	at PHI	11/28/2007	L	1-3	PHI	4/9/2015	W	3-1	at PHI
12/11/1982	W	7-4	PHI	4/15/1992	W	4-3*	at PHI	1/11/2000	L	3-4	PHI	12/15/2007	W	6-5**	at PHI	11/14/2015	OT	2-3*	PHI
1/8/1983	L	4-7	PHI	1/24/1993	L	4-5*	at PHI	4/2/2000	W	1-0	PHI	11/26/2008	L	1-3	PHI	12/31/2015	OT	2-3*	at PHI
1/9/1983	L	4-8	at PHI	2/24/1993	L	2-5	PHI	11/30/2000	W	2-0	PHI	11/28/2008	W	3-2*	at PHI	12/15/2015	OT	3-4*	at PHI
11/6/1983	L	2-4	at PHI	4/16/1993	L	4-5*	PHI	12/23/2000	OT	1-2*	at PHI	12/6/2008	OT	1-2*	PHI	2/23/2016	W	3-1	PHI
12/4/1983	W	6-5	at PHI	10/9/1993	L	2-5	PHI	1/27/2001	L	3-4	PHI	12/11/2008	OT	5-6**	at PHI	10/22/2016	L	3-7	at PHI
2/25/1984	W	9-7	PHI	11/18/1993	L	3-6	at PHI	2/19/2001	L	0-4	at PHI	10/2/2009	L	0-2	PHI	10/30/2016	L	3-4	PHI
11/15/1984	L	1-6	at PHI	3/19/1994	W	5-3	at PHI	12/21/2001	OT	3-4*	at PHI	10/31/2009	L	1-6	at PHI	1/31/2017	W	5-1	PHI
11/24/1984	T	4-4*	PHI	4/2/1994	L	5-6	PHI	1/6/2002	L	3-4	PHI	12/26/2009	OT	3-4**	at PHI	3/19/2017	OT	3-4*	at PHI
2/26/1985	L	2-3	PHI	1/26/1995	L	2-3	at PHI	1/27/2002	L	2-4	at PHI	1/23/2010	L	2-4	at PHI	4/9/2017	W	4-3**	at PHI
10/24/1985	L	0-3	at PHI	3/22/1995	W	4-3	PHI	3/28/2002	W	4-1	PHI	11/1/2010	L	2-3	at PHI	2/6/2018	OT	1-2**	PHI
11/16/1985	L	2-5	PHI	4/28/1995	L	3-4	PHI	11/5/2002	OT	1-2*	PHI	11/11/2010	L	1-8	PHI	3/1/2018	W	4-1	at PHI
11/21/1985	L	0-3	at PHI	11/5/1995	L	1-6	at PHI	12/15/2002	T	1-1*	PHI	2/10/2011	L	1-2	at PHI	3/17/2018	L	2-4	PHI
10/18/1986	L	3-6	PHI	11/18/1995	L	2-4	PHI	2/15/2003	T	2-2*	at PHI	2/18/2011	W	3-2	PHI	4/5/2018	L	3-4	at PHI
12/4/1986	W	2-1	at PHI	12/23/1995	T	3-3*	PHI	3/13/2003	L	3-5	at PHI	10/29/2011	L	1-5	at PHI	12/31/2018	W	3-1	PHI
3/7/1987	W	5-3	PHI	3/25/1996	L	0-3	at PHI	10/25/2003	T	4-4*	at PHI	11/14/2011	L	3-5	PHI	1/3/2019	W	5-3	at PHI
10/31/1987	W	7-4	PHI	12/12/1996	L	2-3	at PHI	11/18/2003	T	2-2*	PHI	11/21/2011	W	4-2	at PHI	3/30/2019	W	5-2	PHI
12/3/1987	L	2-5	at PHI	12/14/1996	L	0-4	PHI	11/28/2003	L	2-4	at PHI	1/10/2012	L	1-2	PHI	4/6/2019	W	4-3	at PHI
2/15/1988	L	4-5*	at PHI	2/19/1997	T	2-2*	at PHI	3/23/2004	L	2-4	PHI	2/2/2013	L	3-5	at PHI				



# PITTSBURGH PENGUINS

## 2019-20 SCHEDULE

3/8/20.....	at PIT.....	1:30 p.m.
3/14/20.....	at CAR.....	7 p.m.
3/24/20.....	at PIT.....	7 p.m.
3/28/20.....	at CAR.....	1 p.m.

## HURRICANES vs. PITTSBURGH

ALL-TIME:.....	GP: 150.....	64-68-11-7.....	GF: 492.....	GA: 520.....
at home:.....	GP: 76.....	36-32-5-3.....	GF: 251.....	GA: 255.....
on road:.....	GP: 74.....	28-36-6-4.....	GF: 241.....	GA: 265.....
in overtime:.....	GP: 27.....	8-10-9.....		

Co-owner/Chairman..... Mario Lemieux  
 Executive vice president/General manager..... Jim Rutherford  
 Head coach..... Mike Sullivan  
 Assistant coaches..... Sergei Gonchar, Jacques Martin, Mark Recchi  
 Goaltending coach..... Mike Buckley  
 Vice president, communications..... Tom McMillan  
 Vice president, media relations..... Jennifer Bullano Ridgley  
 Director of communications..... Evan Schall  
 General office..... 412/642-1300

Inaugural season..... 1967-68  
 Stanley Cup titles..... 5 (1991, 1992, 2009, 2016, 2017)  
 Home ice..... PPG Paints Arena (2010)  
 Building capacity..... 18,387  
 2018-19 record..... 44-26-12  
 AHL affiliate..... Wilkes-Barre/Scranton Penguins

## 2018-19 SERIES RECAP

### PENGUINS WIN SEASON SERIES: 2-1-1 (HURRICANES: 2-2-0)

At CAROLINA HURRICANES	Attend	Goaltenders	Winning Goal
19 Mar '19 **Hurricanes 3 Penguins 2	14,677	Mrazek vs. Murray	Dougie Hamilton
22 Dec '18 Hurricanes 0 Penguins 3	16,264	McElhinney vs. Murray	Kris Letang

At PITTSBURGH PENGUINS	Attend	Goaltenders	Winning Goal
31 Mar '19 Hurricanes 1 Penguins 3	18,616	McElhinney vs. Murray	Matt Cullen
05 Feb '19 Hurricanes 4 Penguins 0	18,435	McElhinney vs. Murray	Jordan Martinook

### SERIES STATISTICS

HURRICANES SPECIALTY TEAMS  
 Power Play..... 1-10..... 10.0%  
 Penalty Killing..... 6-6..... 100.0%

PENGUINS SPECIALTY TEAMS  
 Power Play..... 0-6..... 0.0%  
 Penalty Killing..... 9-10..... 90.0%

### HURRICANES LEADING SCORERS

	GP	G	A	P	+/-	PIM
Micheal Ferland	4	1	1	2	1	0
Brock McGinn	4	1	1	2	1	0
Jacobb Slavin	4	1	1	2	-1	0
Andrei Svechnikov	4	1	1	2	-1	0
Justin Williams	4	1	1	2	-1	4
Nino Niederreiter	3	0	2	2	-1	0

### PENGUINS LEADING SCORERS

	GP	G	A	P	+/-	PIM
Jake Guentzel	4	3	1	4	4	0
Sidney Crosby	4	0	4	4	2	2
Bryan Rust	4	0	4	4	3	2

### GOALTENDING

HURRICANES	GP	Min	W-L-OT	SO	GA	SA	SV	GAA	SV%
Petr Mrazek	1	64	1-0-0	0	2	38	36	1.86	.947
Curtis McElhinney	3	177	1-2-0	1	6	83	77	2.03	.928

PENGUINS	GP	Min	W-L-OT	SO	GA	SA	SV	GAA	SV%
Matt Murray	4	244	2-1-1	1	6	147	141	1.47	.959

## ALL-TIME SEASON SERIES RECORDS

YEAR	OVERALL	HOME	ROAD	YEAR	OVERALL	HOME	ROAD	YEAR	OVERALL	HOME	ROAD	YEAR	OVERALL	HOME	ROAD
1979-80	2-1-1	2-0-0	0-1-1	1989-90	2-0-1	1-0-0	1-0-1	1999-00	2-2-0-0	1-1-0-0	1-1-0-0	2010-11	1-2-1	1-1-0	0-1-1
1980-81	2-2-0	1-1-0	1-1-0	1990-91	2-1-0	1-1-0	1-0-0	2000-01	3-1-0-0	1-1-0-0	2-0-0-0	2011-12	1-2-1	1-1-0	0-1-1
1981-82	0-2-1	0-1-0	0-1-1	1991-92	2-0-1	0-0-1	2-0-0	2001-02	2-0-2-0	0-0-2-0	2-0-0-0	2012-13	1-2-0	1-1-0	0-1-0
1982-83	0-3-0	0-2-0	0-1-0	1992-93	0-3-0	0-2-0	0-1-0	2002-03	2-2-0-0	1-1-0-0	1-1-0-0	2013-14	1-2-1	0-1-1	1-1-0
1983-84	1-2-0	0-1-0	1-1-0	1993-94	1-4-0	1-2-0	0-2-0	2003-04	2-0-1-1	2-0-0-0	0-0-1-1	2014-15	2-2-0	1-1-0	1-1-0
1984-85	2-1-0	2-0-0	0-1-0	1994-95	2-2-0	1-1-0	1-1-0	2005-06	3-1-0	1-1-0	2-0-0	2015-16	2-2-1	1-0-1	1-2-0
1985-86	2-1-0	1-0-0	1-1-0	1995-96	2-3-1	2-0-1	0-3-0	2006-07	3-1-0	2-0-0	1-1-0	2016-17	0-4-0	0-2-0	0-2-0
1986-87	3-0-0	2-0-0	1-0-0	1996-97	1-2-2	1-2-0	0-0-2	2007-08	2-1-1	2-0-0	0-1-1	2017-18	2-2-0	1-1-0	1-1-0
1987-88	1-2-0	1-0-0	0-2-0	1997-98	0-6-0	0-3-0	0-3-0	2008-09	2-2-0	1-1-0	1-1-0	2018-19	2-2-0	1-1-0	1-1-0
1988-89	2-1-0	1-1-0	1-0-0	1998-99	1-2-1	0-1-1	1-1-0	2009-10	3-0-1	1-0-1	2-0-0				

## ALL-TIME SEASON GAME RESULTS (\*Overtime \*\*Shootout)

10/13/1979	T	3-3	at PIT	3/28/1987	W	5-4	PIT	2/18/1995	W	4-2	PIT	11/27/1999	W	5-3	PIT	1/2/2007	L	0-3	at PIT	10/8/2013	L	2-5	at PIT
11/30/1979	W	7-5	PIT	1/9/1988	W	5-4*	PIT	4/5/1995	W	8-4	at PIT	12/15/1999	L	3-6	PIT	3/2/2007	W	3-2	PIT	10/28/2013	L	1-3	PIT
1/17/1980	W	7-1	PIT	2/6/1988	L	4-5	at PIT	4/23/1995	L	2-4	PIT	4/3/2000	L	2-3	at PIT	10/5/2007	W	4-1	PIT	12/27/2013	OT	3-4*	PIT
4/2/1980	L	4-6	at PIT	4/3/1988	L	2-4	at PIT	10/20/1995	T	2-2*	PIT	10/18/2000	W	3-2	at PIT	10/19/2007	OT	3-4**	at PIT	4/1/2014	W	4-1	at PIT
10/15/1980	W	5-2	at PIT	12/26/1988	L	3-4*	PIT	12/9/1995	L	0-6	at PIT	11/6/2001	T	2-2*	PIT	2/2/2008	L	1-4	at PIT	11/28/2014	W	4-2	at PIT
12/26/1980	W	9-7	PIT	2/26/1989	W	8-6	PIT	12/28/1995	L	4-9	at PIT	3/23/2001	W	5-3	PIT	2/14/2008	W	4-2	PIT	11/29/2014	L	2-3	PIT
2/19/1981	L	2-6	at PIT	3/30/1989	W	9-5	at PIT	2/23/1996	L	4-5	at PIT	4/8/2001	L	4-6	PIT	10/23/2008	L	1-4	at PIT	12/31/2014	L	1-2	at PIT
4/5/1981	L	4-5	PIT	12/19/1989	W	8-4	at PIT	3/13/1996	W	3-2	PIT	11/6/2001	T	2-2*	PIT	12/4/2008	L	2-5	PIT	3/26/2015	W	5-2	PIT
1/2/1982	L	4-9	at PIT	3/25/1990	W	4-2	PIT	4/8/1996	W	5-4	PIT	12/16/2001	W	7-0	at PIT	1/20/2009	W	2-1	at PIT	1/12/2016	W	3-2*	PIT
1/3/1982	L	4-6	PIT	3/27/1990	T	3-3*	at PIT	10/8/1996	W	7-3	PIT	2/5/2002	T	3-3*	at PIT	4/4/2009	W	3-2*	at PIT	1/17/2016	L	0-5	at PIT
2/10/1982	T	3-3	at PIT	11/29/1990	W	6-4	at PIT	11/22/1996	L	1-7	PIT	3/7/2002	W	3-1	at PIT	10/14/2009	OT	2-3**	PIT	2/12/2016	OT	1-2**	PIT
11/17/1982	L	3-4	at PIT	12/8/1990	W	3-1	PIT	12/3/1996	T	4-4*	at PIT	11/9/2002	W	3-2	PIT	12/7/2009	W	3-2	at PIT	3/17/2016	L	2-4	at PIT
12/21/1982	L	2-3	PIT	3/9/1991	L	2-5	PIT	1/15/1997	L	0-3	PIT	1/15/2003	L	0-2	PIT	3/11/2010	W	4-3*	at PIT	12/28/2016	L	2-3	at PIT
3/12/1983	L	2-7	PIT	11/2/1991	W	6-5	at PIT	4/3/1997	T	5-5*	at PIT	3/6/2003	W	4-0	at PIT	3/20/2010	W	3-2*	at PIT	1/20/2017	L	1-7	PIT
10/15/1983	W	6-4	at PIT	2/27/1992	W	8-4	at PIT	10/3/1997	L	3-4	PIT	4/2/2003	L	2-3	at PIT	10/30/2010	L	0-3	PIT	2/21/2017	L	1-3	PIT
12/13/1983	L	2-3	at PIT	3/22/1992	T	2-2*	PIT	10/11/1997	L	1-4	at PIT	10/22/2003	T	1-1*	at PIT	11/19/2010	OT	4-5**	at PIT	4/2/2017	L	2-3	at PIT
3/12/1984	L	2-4	PIT	10/17/1992	L	3-7	PIT	11/26/1997	L	2-3	at PIT	1/22/2011	L	4-3	PIT	1/22/2011	L	2-3	at PIT	12/29/2017	W	2-1	PIT
11/22/1984	W	9-3	PIT	2/21/1993	L	3-4	PIT	12/31/1997	L	2-3	at PIT	3/18/2003	W	2-1*	at PIT	2/25/2011	W	4-1	PIT	1/4/2018	W	4-0	at PIT
12/28/1984	L	0-4	at PIT	4/1/1993	L	2-10	at PIT	1/12/1998	L	1-4	PIT	3/19/2004	OT	3-4*	at PIT	11/12/2011	W	5-3	PIT	2/23/2018	L	1-3	at PIT
3/17/1985	W	4-3	PIT	10/16/1993	L	3-5	at PIT	4/16/1998	L	1-4	PIT	10/7/2005	W	3-2**	at PIT	12/3/2011	L	2-3	PIT	1/23/2018	L	1-6	PIT
10/29/1985	W	4-3	at PIT	12/4/1993	L	6-7*	PIT	12/4/1998	T	3-3*	PIT	10/29/2005	W	5-3	at PIT	12/27/2011	L	2-4	at PIT	12/22/2018	L	0-3	PIT
12/14/1985	W	5-4	PIT	1/2/1994	W	7-2	PIT	1/7/1999	L	2-4	at PIT	2/10/2006	L	3-4	at PIT	1/17/2012	OT	1-2**	at PIT	2/5/2019	W	4-0	at PIT
3/1/1986	L	1-5	at PIT	2/17/1994	L	4-6	at PIT	1/26/1999	W	5-3	at PIT	3/4/2006	W	7-5	at PIT	2/28/2013	W	4-1	PIT	3/19/2019	W	3-2**	PIT
10/28/1986	W	5-2	PIT	3/13/1994	L	2-3	PIT	3/10/1999	L	2-3*	PIT	10/14/2006	W	5-1	at PIT	4/9/2013	L	3-5	PIT	3/31/2019	L	1-3	at PIT
2/3/1987	W	8-6	at PIT	2/16/1995	L	2-5	at PIT	10/23/1999	W	3-2	at PIT	11/11/2006	W	6-2	PIT	4/27/2013	L	3-8	at PIT				



# SAN JOSE SHARKS

## 2019-20 SCHEDULE

10/16/19 .....at SJ ..... 10:30 p.m.  
 12/5/19 .....at CAR ..... 7 p.m.

## HURRICANES vs. SAN JOSE

ALL-TIME: GP: 40 ..... 20-19-0-1 ..... GF: 119 ..... GA: 131  
 at home: GP: 20 ..... 12-8-0-0 ..... GF: 59 ..... GA: 47  
 on road: GP: 20 ..... 8-11-0-1 ..... GF: 60 ..... GA: 84  
 in overtime: GP: 4 ..... 3-1-0

Ownership ..... Sharks Sports & Entertainment  
 General manager ..... Doug Wilson  
 Head coach ..... Peter DeBoer  
 Assistant coaches ..... Steve Spott, Bob Boughner, Dave Barr  
 Assistant coach/goaltending coach ..... Johan Hedberg  
 Vice president, communications ..... Scott Emmert  
 Director of media relations ..... Ben Guerrero  
 Broadcast operations & media relations manager ..... Joanna Schimmel  
 Media relations coordinator ..... Kyle Stuetzel  
 General office ..... 408/287-7070

## SERIES RECORDS

Winning streak ..... 4 ..... 10/19/2010-3/4/2014  
 Losing streak ..... 3 ..... 12/10/2016-2/4/2018  
 Unbeaten streak ..... 4 ..... 10/19/2010-3/4/2014  
 Goals scored ..... 7 (2x) ..... Last: 11/7/1995 (W, 7-3)  
 Goals allowed ..... 8 (2x) ..... Last: 1/30/1996 (L, 2-8)  
 Goals, both teams ..... 12 ..... 12/3/1992 (W, 7-5)

## LAST TRANSACTION

8/6/2019 CAR acquired Kyle Wood from SJ in exchange for Trevor Carrick.

Inaugural season ..... 1991-92  
 Stanley Cup titles ..... None  
 Home ice ..... SAP Center at San Jose (1993)  
 Building capacity ..... 17,562  
 2018-19 record ..... 46-27-9  
 AHL affiliate ..... San Jose Barracuda

## 2018-19 SERIES RECAP

### SEASON SERIES TIED: 1-1-0

At CAROLINA HURRICANES Attend Goaltenders Winning Goal  
 26 Oct '18 \*\*Hurricanes 4 Sharks 3 12,311 Mrazek vs. Dell (Brock McGinn)

At SAN JOSE SHARKS Attend Goaltenders Winning Goal  
 05 Dec '18 Hurricanes 1 Sharks 5 17,119 McElhinney vs. Jones Tomas Hertl

### SERIES STATISTICS

HURRICANES SPECIALTY TEAMS SHARKS SPECIALTY TEAMS  
 Power Play ..... 1-5 ..... 20.0% Power Play ..... 3-5 ..... 60.0%  
 Penalty Killing ..... 2-5 ..... 40.0% Penalty Killing ..... 4-5 ..... 80.0%

### HURRICANES LEADING SCORERS

	GP	G	A	P	+/-	PIM
Dougie Hamilton	2	1	1	2	-1	0
Teuvo Teravainen	2	1	1	2	0	2

### SHARKS LEADING SCORER

	GP	G	A	P	+/-	PIM
Timo Meier	2	2	2	4	2	0

### GOALTENDING

HURRICANES	GP	Min	W-L-OT	SO	GA	SA	SV	GAA	SV%
Petr Mrázek	1	65	1-0-0	0	3	23	20	2.77	.870
Curtis McElhinney	1	60	0-1-0	0	5	23	18	5.00	.783

SHARKS	GP	Min	W-L-OT	SO	GA	SA	SV	GAA	SV%
Martin Jones	1	60	1-0-0	0	1	40	39	1.00	.975
Aaron Dell	1	65	0-0-1	0	3	41	38	2.77	.927

## ALL-TIME SEASON SERIES RECORDS

YEAR	OVERALL	HOME	ROAD	YEAR	OVERALL	HOME	ROAD	YEAR	OVERALL	HOME	ROAD
1991-92	1-2-0	1-1-0	0-1-0	2000-01	0-2-0-0	0-1-0-0	0-1-0-0	2010-11	1-0-0	0-0-0	1-0-0
1992-93	2-0-0	1-0-0	1-0-0	2001-02	1-1-0-0	1-0-0-0	0-1-0-0	2011-12	1-0-0	1-0-0	0-0-0
1993-94	0-2-0	0-1-0	0-1-0	2002-03	0-1-0-0	0-0-0-0	0-1-0-0	2012-13	Did Not Play Western Conf. Teams		
1994-95	Did Not Play Western Conf. Teams			2003-04	1-0-0-0	1-0-0-0	0-0-0-0	2013-14	2-0-0	1-0-0	1-0-0
1995-96	1-1-0	1-0-0	0-1-0	2005-06	0-1-0	0-0-0	0-1-0	2014-15	1-1-0	0-1-0	1-0-0
1996-97	1-1-0	0-1-0	1-0-0	2006-07	1-0-0	1-0-0	0-0-0	2015-16	1-1-0	1-0-0	0-1-0
1997-98	1-1-0	0-1-0	1-0-0	2007-08	Did Not Play Pacific Div. Teams			2016-17	1-1-0	1-0-0	0-1-0
1998-99	1-1-0	1-0-0	0-1-0	2008-09	1-0-0	0-0-0	1-0-0	2017-18	0-1-1	0-1-0	0-0-1
1999-00	1-0-0-0	0-0-0-0	1-0-0-0	2009-10	0-1-0	0-1-0	0-0-0	2018-19	1-1-0	1-0-0	0-1-0

## ALL-TIME SEASON GAME RESULTS (\*Overtime \*\*Shootout)

10/23/1991	W	3-0	SJ	1/30/1996	L	2-8	at SJ	10/24/2000	L	2-3	SJ	2/5/2009	W	4-3**	at SJ	10/24/2015	L	2-5	at SJ
2/4/1992	L	5-6	at SJ	11/12/1996	W	4-3	at SJ	11/4/2000	L	1-4	at SJ	11/1/2009	L	1-5	SJ	2/19/2016	W	5-2	SJ
3/21/1992	L	4-5	SJ	2/28/1997	L	2-3	SJ	11/9/2001	W	3-2	SJ	10/19/2010	W	5-2	at SJ	11/15/2016	W	1-0	SJ
12/3/1992	W	7-5	at SJ	3/2/1998	W	3-1	at SJ	2/10/2002	L	0-4	at SJ	2/17/2012	W	3-2	SJ	12/10/2016	L	3-4	at SJ
1/21/1993	W	4-2	SJ	3/14/1998	L	1-2	SJ	2/5/2003	L	2-6	at SJ	12/6/2013	W	5-3	SJ	12/7/2017	OT	4-5*	at SJ
11/20/1993	L	2-3	SJ	11/12/1998	L	0-3	at SJ	10/28/2003	W	3-0	SJ	3/4/2014	W	3-2*	at SJ	2/4/2018	L	1-3	SJ
1/15/1994	L	2-8	at SJ	11/25/1998	W	3-0	SJ	12/10/2005	L	3-4	at SJ	11/16/2014	L	0-2	SJ	10/26/2018	W	4-3**	SJ
11/7/1995	W	7-3	SJ	3/4/2000	W	5-2	at SJ	3/24/2007	W	6-4	SJ	2/7/2015	W	5-4	at SJ	12/5/2018	L	1-5	at SJ



# ST. LOUIS BLUES

## 2019-20 SCHEDULE

2/4/20.....at STL.....8 p.m.  
 3/19/20.....at CAR.....7 p.m.

## HURRICANES vs. ST. LOUIS

ALL-TIME:.....GP: 82.....30-42-5-5.....GF: 234.....GA: 263  
 at home:.....GP: 41.....17-20-2-2.....GF: 119.....GA: 119  
 on road:.....GP: 41.....13-22-3-3.....GF: 115.....GA: 144  
 in overtime:.....GP: 11.....1-6-4

Chairman/Governor.....Tom Stillman  
 President of hockey operations/General manager.....Doug Armstrong  
 Head coach.....Craig Berube  
 Assistant coaches.....Mike Van Ryn, Steve Ott, Marc Savard  
 Goaltending coach.....David Alexander  
 Vice president of media & brand communications.....Mike Caruso  
 Director, media content.....Dan O'Neill  
 General office.....314/622-2500

Inaugural season.....1967-68  
 Stanley Cup titles.....1 (2019)  
 Home ice.....Enterprise Center (1995)  
 Building capacity.....17,400  
 2018-19 record.....45-28-9  
 AHL affiliate.....San Antonio Rampage

## SERIES RECORDS

Winning streak.....3.....3/19/1986-12/10/1986  
 Losing streak.....7.....12/1/1992-3/9/1996  
 Unbeaten streak.....4.....3/19/1988-3/25/1989  
 Goals scored.....7 (2x).....Last: 2/4/1984 (W, 7-3)  
 Goals allowed.....8 (3x).....Last: 12/1/1992 (L, 4-8)  
 Goals, both teams.....14.....10/9/1980 (L, 6-8)

## LAST TRANSACTION

2/19/2017 STL claimed Ty Rattie on waivers from CAR.

## 2018-19 SERIES RECAP

### SEASON SERIES TIED: 1-1-0

At CAROLINA HURRICANES Attend Goaltenders Winning Goal  
 01 Mar '19 Hurricanes 5 Blues 2 15,363 McElhinney vs. Allen Sebastian Aho

At ST. LOUIS BLUES Attend Goaltenders Winning Goal  
 06 Nov '18 Hurricanes 1 Blues 4 16,210 McElhinney vs. Johnson Robby Fabbri

### SERIES STATISTICS

HURRICANES SPECIALTY TEAMS BLUES SPECIALTY TEAMS  
 Power Play.....1-7.....14.3% Power Play.....1-7.....14.3%  
 Penalty Killing.....6-7.....85.7% Penalty Killing.....6-7.....85.7%

### HURRICANES LEADING SCORERS

	GP	G	A	P	+/-	PIM
Sebastian Aho	2	1	1	2	1	0
Justin Faulk	2	1	1	2	2	0
Justin Williams	2	1	1	2	0	0
Brett Pesce	2	0	2	1	2	2
Teuvo Teravainen	2	0	2	2	1	0
Nino Niederreiter	1	0	2	2	2	0

### BLUES LEADING SCORERS

	GP	G	A	P	+/-	PIM
Ryan O'Reilly	2	3	0	3	0	0
Robert Thomas	2	0	3	3	2	0

### GOALTENDING

HURRICANES	GP	Min	W-L-OT	SO	GA	SA	SV	GAA	SV%
Curtis McElhinney	2	120	1-1-0	0	5	42	37	2.51	.881

BLUES	GP	Min	W-L-OT	SO	GA	SA	SV	GAA	SV%
Chad Johnson	1	60	1-0-0	0	1	39	38	1.00	.974
Jake Allen	1	59	0-1-0	0	4	23	19	4.10	.826

## ALL-TIME SEASON SERIES RECORDS

YEAR	OVERALL	HOME	ROAD	YEAR	OVERALL	HOME	ROAD	YEAR	OVERALL	HOME	ROAD
1979-80	2-2-0	1-1-0	1-1-0	1992-93	1-2-0	1-1-0	0-1-0	2006-07	Did Not Play Central Div. Teams		
1980-81	0-3-1	0-1-1	0-2-0	1993-94	0-3-0	0-2-0	0-1-0	2007-08	0-1-0	0-0-0	0-1-0
1981-82	2-1-0	1-0-0	1-1-0	1994-95	Did Not Play Western Conf. Teams			2008-09	2-0-0	1-0-0	1-0-0
1982-83	1-2-0	1-1-0	0-1-0	1995-96	0-2-0	0-1-0	0-1-0	2009-10	0-1-0	0-1-0	0-0-0
1983-84	2-1-0	1-0-0	1-1-0	1996-97	1-1-0	1-0-0	0-1-0	2010-11	1-0-0	0-0-0	1-0-0
1984-85	2-1-0	1-1-0	1-0-0	1997-98	1-1-0	1-0-0	0-1-0	2011-12	1-0-1	1-0-0	0-0-1
1985-86	1-1-1	0-1-0	1-0-1	1998-99	0-1-0	0-0-0	0-1-0	2012-13	Did Not Play Western Conf. Teams		
1986-87	2-1-0	2-0-0	0-1-0	1999-00	1-1-0-0	0-1-0-0	1-0-0-0	2013-14	1-1-0	1-0-0	0-1-0
1987-88	1-2-0	0-1-0	1-1-0	2000-01	0-1-1-0	0-1-0-0	0-0-1-0	2014-15	0-0-2	0-0-1	0-0-1
1988-89	1-0-2	1-0-1	0-0-1	2001-02	0-1-0-0	0-0-0-0	0-1-0-0	2015-16	1-1-0	0-1-0	1-0-0
1989-90	1-2-0	0-1-0	1-1-0	2002-03	0-1-0-1	0-1-0-0	0-0-0-1	2016-17	1-0-1	0-0-1	1-0-0
1990-91	0-3-0	0-2-0	0-1-0	2003-04	1-0-0-0	1-0-0-0	0-0-0-0	2017-18	0-2-0	0-1-0	0-1-0
1991-92	1-2-0	0-1-0	1-1-0	2005-06	1-0-0	1-0-0	0-0-0	2018-19	1-1-0	1-0-0	0-1-0

## ALL-TIME SEASON GAME RESULTS (\*Overtime \*\*Shootout)

12/29/1979	L	0-3	at STL	2/24/1985	L	2-3	STL	1/25/1990	L	2-3	at STL	10/13/1997	L	1-3	at STL	10/21/2011	OT	2-3*	at STL
2/29/1980	W	3-0	STL	3/16/1985	W	5-0	at STL	11/3/1990	L	1-4	STL	10/22/1997	W	4-3	STL	3/15/2012	W	2-0	STL
3/1/1980	W	6-3	at STL	3/20/1985	W	3-2	STL	1/31/1991	L	3-4*	at STL	3/22/1999	L	2-5	at STL	11/16/2013	L	2-4	at STL
3/24/1980	L	5-7	STL	2/11/1986	T	4-4*	at STL	3/5/1991	L	1-4	STL	12/7/1999	W	4-2	at STL	1/31/2014	W	3-1	STL
10/9/1980	L	6-8	at STL	2/23/1986	L	2-8	STL	11/9/1991	W	4-3	at STL	3/22/2000	L	1-2	STL	1/10/2015	OT	4-5**	at STL
11/5/1980	L	1-6	at STL	3/19/1986	W	5-2	at STL	2/25/1992	L	2-5	STL	10/29/2000	L	1-4	STL	1/30/2015	OT	2-3**	STL
1/12/1981	L	2-5	STL	11/21/1986	W	4-0	STL	3/26/1992	L	2-7	at STL	4/3/2001	T	2-2*	at STL	1/14/2016	W	4-1	at STL
1/21/1981	T	6-6	STL	12/10/1986	W	6-2	STL	11/18/1992	W	5-2	STL	11/1/2001	L	3-4	at STL	2/28/2016	L	2-5	STL
12/9/1981	W	5-1	STL	1/7/1987	L	3-6	at STL	12/1/1992	L	4-8	at STL	10/15/2002	OT	1-2*	at STL	1/5/2017	W	4-2	at STL
12/29/1981	L	1-6	at STL	12/17/1987	L	0-2	STL	2/8/1993	L	1-3	STL	1/20/2003	L	3-5	STL	4/8/2017	OT	4-5**	STL
2/6/1982	W	4-2	at STL	1/14/1988	L	2-3	at STL	10/28/1993	L	1-2	at STL	1/6/2004	W	2-0	STL	10/27/2017	L	1-2	STL
11/13/1982	W	5-2	STL	3/19/1988	W	5-3	at STL	11/1/1993	L	2-4	STL	1/15/2006	W	4-2	STL	12/30/2017	L	2-3	at STL
12/18/1982	L	4-7	at STL	12/15/1988	T	3-3*	at STL	1/6/1994	L	1-2	STL	1/5/2008	L	0-1	at STL	11/6/2018	L	1-4	at STL
3/22/1983	L	1-4	STL	1/25/1989	T	3-3*	STL	10/25/1995	L	2-4	STL	10/30/2008	W	1-0	at STL	3/1/2019	W	5-2	STL
12/3/1983	W	7-2	STL	3/25/1989	W	4-0	STL	3/9/1996	L	3-6	at STL	1/2/2009	W	2-1	STL				
2/4/1984	W	7-3	at STL	11/1/1989	L	3-5	STL	12/17/1996	W	5-3	STL	10/28/2009	L	2-5	STL				
3/13/1984	L	0-2	at STL	11/30/1989	W	5-3	at STL	3/20/1997	L	1-4	at STL	12/11/2010	W	2-1**	at STL				





# TAMPA BAY LIGHTNING

## 2019-20 SCHEDULE

10/6/19 ..... at CAR ..... 5 p.m.  
 11/30/19 ..... at TB ..... 7 p.m.  
 1/5/20 ..... at CAR ..... 5 p.m.

## HURRICANES vs. TAMPA BAY

ALL-TIME: GP: 124 52-52-10-10 GF: 345 GA: 378  
 at home: GP: 63 32-21-7-3 GF: 180 GA: 187  
 on road: GP: 61 20-31-3-7 GF: 165 GA: 191  
 in overtime: GP: 30 10-10-10

Owner/Governor/Chairman ..... Jeff Vinik  
 Vice president/General manager/Alternate governor ..... Julien BriseBois  
 Head coach ..... Jon Cooper  
 Assistant coaches ..... Todd Richards, Jeff Halpern, Derek Lalonde  
 Goaltending coach ..... Frantz Jean  
 Executive vice president of communications ..... Bill Wickett  
 Senior director of communications ..... Brian Breseman  
 Senior manager of communications ..... Trevor van Knotsenburg  
 General office ..... 813/301-6500

## SERIES RECORDS

Winning streak ..... 8 ..... 4/2/2008-10/6/2009  
 Losing streak ..... 6 ..... 1/20/2007-11/14/2007  
 Unbeaten streak ..... 10 ..... 11/28/1997-11/26/1999  
 Goals scored ..... 9 ..... 3/7/2009 (W, 9-3)  
 Goals allowed ..... 6 (2x) ..... Last: 4/9/2011 (L, 2-6)  
 Goals, both teams ..... 13 ..... 4/6/2010 (W, 8-5)

## LAST TRANSACTION

4/2/2013 CAR acquired Marc-Andre Bergeron from TB in exchange for Adam Hall and CAR's 2013 seventh-round draft pick (186th overall – Joel Vermin).

Inaugural season ..... 1992-93  
 Stanley Cup titles ..... 1 (2004)  
 Home ice ..... AMALIE Arena (1996)  
 Building capacity ..... 19,092  
 2018-19 record ..... 62-16-4  
 AHL affiliate ..... Syracuse Crunch

## 2018-19 SERIES RECAP

### LIGHTNING WIN SEASON SERIES: 3-0-0 (HURRICANES: 0-3-0)

At CAROLINA HURRICANES Attend Goaltenders Winning Goal  
 21 Mar '19 Hurricanes 3 Lightning 6 13,785 McElhinney vs. Domingue Ryan Callahan

At TAMPA BAY LIGHTNING Attend Goaltenders Winning Goal  
 10 Jan '19 Hurricanes 1 Lightning 3 19,092 Mrazek vs. Vasilevskiy Brayden Point  
 16 Oct '18 Hurricanes 2 Lightning 4 19,092 Mrazek vs. Domingue Yannick Gourde

## SERIES STATISTICS

HURRICANES SPECIALTY TEAMS LIGHTNING SPECIALTY TEAMS  
 Power Play ..... 0-11 ..... 0.0% Power Play ..... 5-12 ..... 41.7%  
 Penalty Killing ..... 7-12 ..... 58.3% Penalty Killing ..... 11-11 ..... 100.0%

### HURRICANES LEADING SCORERS

	GP	G	A	P	+/-	PIM
Dougie Hamilton	3	1	1	2	-1	4
Jordan Staal	2	1	1	2	-2	0
Sebastian Aho	3	0	2	2	0	0
Teuvo Teravainen	3	0	2	2	1	2

### LIGHTNING LEADING SCORERS

	GP	G	A	P	+/-	PIM
Brayden Point	3	3	2	5	3	2
Steven Stamkos	3	1	4	5	0	2

## GOALTENDING

HURRICANES	GP	Min	W-L-OT	SO	GA	SA	SV	GAA	SV%
Petr Mrazek	2	117	0-2-0	0	5	55	50	2.57	.909
Curtis McElhinney	1	59	0-1-0	0	5	31	26	5.11	.839

LIGHTNING	GP	Min	W-L-OT	SO	GA	SA	SV	GAA	SV%
Louis Domingue	2	120	2-0-0	0	5	68	63	2.50	.926
Andrei Vasilevskiy	1	59	1-0-0	0	1	27	26	1.01	.963

## ALL-TIME SEASON SERIES RECORDS

YEAR	OVERALL	HOME	ROAD	YEAR	OVERALL	HOME	ROAD	YEAR	OVERALL	HOME	ROAD
1992-93	2-0-0	1-0-0	1-0-0	2001-02	3-2-0-0	1-1-0-0	2-1-0-0	2011-12	3-2-1	1-1-1	2-1-0
1993-94	2-2-0	2-0-0	0-2-0	2002-03	0-2-2-1	0-0-2-1	0-2-0-0	2012-13	1-4-0	0-3-0	1-1-0
1994-95	1-3-0	1-1-0	0-2-0	2003-04	1-3-2-0	0-1-2-0	1-2-0-0	2013-14	0-2-1	0-2-0	0-0-1
1995-96	1-2-1	1-1-0	0-1-1	2005-06	3-3-2	3-1-0	0-2-2	2014-15	1-2-0	1-0-0	0-2-0
1996-97	4-0-0	2-0-0	2-0-0	2006-07	3-4-1	1-2-1	2-2-0	2015-16	0-2-1	0-2-0	0-0-1
1997-98	2-1-1	1-0-1	1-1-0	2007-08	4-4-0	3-1-0	1-3-0	2016-17	1-1-1	1-0-0	0-1-1
1998-99	2-0-3	1-0-2	1-0-1	2008-09	6-0-0	3-0-0	3-0-0	2017-18	1-2-0	1-1-0	0-1-0
1999-00	3-1-1-0	2-0-0-0	1-1-1-0	2009-10	3-2-1	2-1-0	1-1-1	2018-19	0-3-0	0-1-0	0-2-0
2000-01	3-2-0-0	3-0-0-0	0-2-0-0	2010-11	2-3-1	1-2-0	1-1-1				

## ALL-TIME SEASON GAME RESULTS (\*Overtime \*\*Shootout)

12/23/1992 W 3-1 at TB	3/28/1999 T 3-3* TB	1/15/2004 L 4-5 at TB	3/29/2008 L 1-2 at TB	3/10/2012 W 4-2 at TB
3/16/1993 W 4-3* at TB	4/16/1999 T 2-2* at TB	3/10/2004 L 2-4 TB	4/2/2008 W 6-2 TB	1/22/2013 L 1-4 TB
11/24/1993 L 1-4 at TB	11/13/1999 W 4-2 TB	3/13/2004 W 5-1 at TB	10/11/2008 W 4-3* at TB	2/23/2013 L 2-5 TB
3/5/1994 L 2-4 at TB	11/26/1999 T 3-3* at TB	10/5/2005 L 2-5 at TB	11/16/2008 W 3-2** TB	3/16/2013 L 1-4 at TB
3/9/1994 W 4-1 TB	12/10/1999 L 2-3 at TB	11/20/2005 L 2-5 TB	1/3/2009 W 3-2 at TB	4/4/2013 L 0-5 TB
4/10/1994 W 6-4 TB	2/12/2000 W 5-2 at TB	12/20/2005 W 6-4 TB	1/29/2009 W 3-2 TB	4/21/2013 W 3-2 at TB
2/10/1995 L 3-4 at TB	2/19/2000 W 4-2 TB	12/26/2005 OT 4-5* at TB	2/20/2009 W 4-1 TB	11/1/2013 L 0-3 TB
3/4/1995 W 3-2* TB	10/31/2000 W 6-5* TB	2/9/2006 L 3-5 at TB	3/7/2009 W 9-3 at TB	12/21/2013 OT 2-3* at TB
3/31/1995 L 0-2 at TB	12/26/2000 L 2-3 at TB	3/27/2006 W 2-1 TB	10/6/2009 W 2-1** TB	1/19/2014 L 3-5 TB
4/9/1995 L 0-3 TB	1/3/2001 W 2-2 TB	4/14/2006 W 5-4** TB	10/10/2009 L 2-5 at TB	12/11/2014 L 1-2 at TB
11/29/1995 T 2-2* at TB	1/29/2001 W 5-2 TB	4/15/2006 OT 2-3* at TB	11/21/2009 W 3-1 TB	12/27/2014 L 1-2 at TB
12/13/1995 L 2-3 TB	3/8/2001 L 1-0 at TB	10/16/2006 W 5-1 at TB	1/18/2010 L 2-3 TB	1/27/2015 W 4-2 TB
3/18/1996 W 6-3 TB	11/17/2001 L 0-2 at TB	10/26/2006 L 1-5 at TB	3/23/2010 OT 2-3* at TB	11/1/2015 L 3-4 TB
4/3/1996 L 2-4 at TB	11/25/2001 L 0-4 TB	10/28/2006 W 6-4 TB	4/6/2010 W 8-5 at TB	2/21/2016 L 2-4 TB
11/30/1996 W 6-3 at TB	12/27/2001 W 3-2 at TB	12/16/2006 W 3-2 at TB	12/20/2010 L 1-5 at TB	3/5/2016 OT 3-4* at TB
12/21/1996 W 6-5* TB	1/30/2002 W 3-1 at TB	1/20/2007 OT 5-6** TB	1/15/2011 W 6-4 TB	12/4/2016 W 1-0* TB
3/27/1997 W 5-2 at TB	4/10/2002 W 4-2 TB	2/1/2007 L 0-4 TB	2/12/2011 OT 3-4* at TB	12/31/2016 L 1-3 at TB
4/13/1997 W 2-1 TB	10/12/2002 L 1-5 at TB	3/30/2007 L 2-4 TB	3/25/2011 W 4-3 at TB	3/1/2017 OT 3-4* at TB
10/1/1997 L 2-4 at TB	11/17/2002 OT 1-2* TB	4/3/2007 L 2-3 at TB	10/24/2011 L 2-4 TB	10/24/2017 L 1-5 TB
11/28/1997 W 2-0 TB	12/18/2002 T 1-1* TB	11/8/2007 L 1-5 TB	4/9/2011 L 2-6 TB	1/9/2018 L 4-5 at TB
1/28/1998 W 3-2 at TB	1/30/2003 L 1-3 at TB	11/14/2007 L 1-6 at TB	10/7/2011 L 1-5 TB	4/7/2018 W 3-2* TB
2/4/1998 T 3-3* TB	2/21/2003 T 2-2* TB	11/23/2007 W 4-3 TB	11/1/2011 W 4-2 TB	10/16/2018 L 2-4 at TB
10/10/1998 T 4-4* TB	11/1/2003 L 3-4 at TB	12/6/2007 L 1-2 at TB	12/31/2011 L 2-5 at TB	1/10/2019 L 1-3 at TB
12/30/1998 W 4-3 TB	11/9/2003 T 1-1* TB	12/22/2007 W 4-1 at TB	1/12/2012 W 5-2 at TB	3/21/2019 L 3-6 TB
2/20/1999 W 3-2 at TB	11/23/2003 T 0-0* TB	3/1/2008 W 5-1 TB	3/3/2012 OT 3-4* TB	



# TORONTO MAPLE LEAFS

## 2019-20 SCHEDULE

12/23/19	..... at TOR	..... 2 p.m.
2/22/20	..... at TOR	..... 7 p.m.
3/26/20	..... at CAR	..... 7 p.m.

## HURRICANES vs. TORONTO

ALL-TIME:	GP: 122	65-41-11-5	GF: 424	GA: 377
at home:	GP: 61	32-20-6-3	GF: 221	GA: 190
on road:	GP: 60	33-21-5-2	GF: 123	GA: 187
in overtime:	GP: 22	7-6-9		

Chairman of the board, MLSE ..... Larry Tanenbaum  
 President/Alternate governor ..... Brendan Shanahan  
 General manager ..... Kyle Dubas  
 Head coach ..... Mike Babcock  
 Assistant coaches ..... Paul McFarland, Dave Hakstol, Andrew Brewer  
 Goaltending coach ..... Steve Briere  
 Director, media relations ..... Steve Keogh  
 Senior manager, media relations ..... Scott McNaughton  
 Coordinators, media relations ..... Chris Lund, Colin McBride  
 General office ..... 416/815-5700

## SERIES RECORDS

Winning streak	..... 5 (2x)	..... Last: 11/19/2009-1/24/2011
Losing streak	..... 4 (2x)	..... Last: 2/26/2002-3/1/2003
Unbeaten streak	..... 6	..... 1/19/1994-4/9/1998
Goals scored	..... 8 (3x)	..... Last: 1/4/1987 (W, 8-3)
Goals allowed	..... 8 (2x)	..... Last: 12/19/2017 (L, 1-8)
Goals, both teams	..... 14	..... 12/8/1983 (L, 6-8)

## LAST TRANSACTION

6/22/2019 CAR acquired Patrick Marleau, a 2020 first-round pick and a 2020 seventh-round pick from TOR in exchange for CAR's 2020 sixth-round pick.

Inaugural season ..... 1917-18  
 Stanley Cup titles ..... 13 (1918, 1922, 1932, 1942, 1945, 1947-49, 1951, 1962-64, 1967)  
 Home ice ..... Scotiabank Arena (1999)  
 Building capacity ..... 18,819  
 2018-19 record ..... 46-28-8  
 AHL affiliate ..... Toronto Marlies

## 2018-19 SERIES RECAP

### HURRICANES WIN SEASON SERIES: 2-1-0 (MAPLE LEAFS: 1-2-0)

At CAROLINA HURRICANES	Attend	Goaltenders	Winning Goal
11 Dec '18 Hurricanes 1 Leafs 4	11,907	Mrazek vs. Andersen	Morgan Rielly
21 Nov '18 Hurricanes 5 Leafs 2	12,562	McElhinney vs. Andersen	Micheal Ferland

At TORONTO MAPLE LEAFS	Attend	Goaltenders	Winning Goal
02 Apr '19 Hurricanes 4 Leafs 1	19,097	Mrazek vs. Sparks	Dougie Hamilton

## SERIES STATISTICS

HURRICANES SPECIALTY TEAMS		MAPLE LEAFS SPECIALTY TEAMS	
Power Play	..... 3-7 ..... 42.9%	Power Play	..... 1-9 ..... 11.1%
Penalty Killing	..... 8-9 ..... 88.9%	Penalty Killing	..... 4-7 ..... 57.1%

## HURRICANES LEADING SCORER

	GP	G	A	P	+/-	PIM
Jordan Staal	2	1	3	4	3	4

## MAPLE LEAFS LEADING SCORER

	GP	G	A	P	+/-	PIM
John Tavares	3	3	0	3	-3	2

## GOALTENDING

HURRICANES	GP	Min	W-L-OT	SO	GA	SA	SV	GAA	SV%
Curtis McElhinney	1	60	1-0-0	0	2	32	30	2.00	.938
Petr Mrazek	2	119	1-1-0	0	5	53	48	2.52	.906

MAPLE LEAFS	GP	Min	W-L-OT	SO	GA	SA	SV	GAA	SV%
Frederik Andersen	2	119	1-1-0	0	4	73	69	2.02	.945
Garret Sparks	1	58	0-1-0	0	3	36	33	3.10	.917

## ALL-TIME SEASON SERIES RECORDS

YEAR	OVERALL	HOME	ROAD	YEAR	OVERALL	HOME	ROAD	YEAR	OVERALL	HOME	ROAD
1979-80	2-2-0	1-1-0	1-1-0	1989-90	1-1-1	1-1-0	0-0-1	1999-00	1-1-2-0	0-1-1-0	1-0-1-0
1980-81	1-1-2	0-0-2	1-1-0	1990-91	1-0-2	0-0-1	1-0-1	2000-01	1-2-0-0	1-1-0-0	0-1-0-0
1981-82	3-0-0	2-0-0	1-0-0	1991-92	1-1-0	0-1-0	1-0-0	2001-02	2-2-0-0	1-1-0-0	1-1-0-0
1982-83	1-2-0	1-0-0	0-2-0	1992-93	0-2-0	0-1-0	0-1-0	2002-03	0-3-1-0	0-1-1-0	0-2-0-0
1983-84	2-1-0	1-1-0	1-0-0	1993-94	0-1-1	0-0-1	0-1-0	2003-04	2-1-0-1	0-1-0-1	2-0-0-0
1984-85	2-1-0	0-1-0	2-0-0	1994-95	Did Not Play	Western Conf. Teams		2005-06	2-1-1	2-0-0	0-1-1
1985-86	3-0-0	2-0-0	1-0-0	1995-96	2-0-0	1-0-0	1-0-0	2006-07	1-3-0	0-2-0	1-1-0
1986-87	2-1-0	1-0-0	1-1-0	1996-97	1-0-1	1-0-0	0-0-1	2007-08	3-1-0	2-0-0	1-1-0
1987-88	3-0-0	2-0-0	1-0-0	1997-98	1-1-0	1-0-0	0-1-0	2008-09	3-1-0	1-1-0	2-0-0
1988-89	2-1-0	1-0-0	1-1-0	1998-99	2-1-1	1-1-0	1-0-1	2009-10	3-1-0	1-1-0	2-0-0

## ALL-TIME SEASON GAME RESULTS (\*Overtime \*\*Shootout)

10/31/1979	W	4-2	at TOR	1/24/1987	W	3-0	at TOR	1/18/1999	W	4-2	TOR	11/25/2005	W	4-3**	TOR	3/27/2012	W	3-0	at TOR
11/2/1979	W	5-3	TOR	11/28/1987	W	4-2	at TOR	2/10/1999	W	6-5	at TOR	3/21/2006	L	2-3	at TOR	2/4/2013	W	4-1	at TOR
2/16/1980	L	3-5	at TOR	12/30/1987	W	3-1	TOR	2/24/1999	T	2-2*	at TOR	12/15/2006	L	3-4	TOR	2/14/2013	W	3-1	TOR
4/1/1980	L	4-5	TOR	2/7/1988	W	4-2	TOR	3/26/1999	L	2-7	TOR	1/9/2007	W	4-1	at TOR	3/28/2013	L	3-6	at TOR
12/23/1980	W	7-2	at TOR	1/16/1989	L	3-5	at TOR	10/20/1999	T	3-3*	at TOR	1/30/2007	L	1-4	TOR	10/17/2013	W	3-2	at TOR
1/24/1981	L	4-7	at TOR	2/15/1989	W	4-2	at TOR	11/3/1999	L	0-6	TOR	3/27/2007	L	1-6	at TOR	12/29/2013	L	2-5	at TOR
1/30/1981	T	5-5	TOR	3/5/1989	W	3-0	TOR	12/2/1999	T	2-2*	TOR	10/9/2007	W	7-1	at TOR	1/9/2014	W	6-1	TOR
3/22/1981	T	3-3	TOR	2/10/1990	W	6-2	TOR	2/14/2000	W	5-2	at TOR	12/18/2007	W	3-2*	TOR	12/18/2014	W	4-1	TOR
11/18/1981	W	8-5	TOR	2/14/1990	T	6-6*	at TOR	11/8/2000	L	0-5	at TOR	1/15/2008	L	4-5	at TOR	1/19/2015	W	4-1	at TOR
12/2/1981	W	5-3	at TOR	3/8/1990	L	6-7	TOR	11/10/2000	W	3-1	TOR	1/31/2008	W	3-2*	TOR	2/20/2015	W	2-1	TOR
12/27/1981	W	7-3	TOR	10/17/1990	W	3-1	at TOR	1/31/2001	L	3-4	TOR	11/2/2008	W	6-4	TOR	11/20/2015	OT	1-2**	TOR
1/1/1983	L	5-7	at TOR	1/12/1991	T	2-2*	at TOR	10/11/2001	L	2-3	TOR	11/4/2008	W	5-4*	at TOR	1/21/2016	W	1-0*	at TOR
2/2/1983	L	1-7	at TOR	3/3/1991	T	4-4*	TOR	11/27/2001	W	5-2	at TOR	1/15/2009	L	4-6	TOR	2/25/2016	L	1-3	at TOR
2/13/1983	W	5-3	TOR	11/17/1991	W	3-1	at TOR	12/26/2001	W	4-3	TOR	1/19/2009	W	2-0	at TOR	11/22/2016	W	2-1	at TOR
12/8/1983	L	6-8	TOR	12/4/1991	L	0-3	TOR	2/26/2002	L	1-4	at TOR	11/6/2009	L	2-3	TOR	2/19/2017	L	0-4	TOR
2/18/1984	W	8-2	at TOR	3/10/1993	L	3-5	at TOR	1/29/2003	L	2-3	TOR	11/19/2009	W	6-5**	TOR	3/11/2017	OT	2-3*	TOR
3/15/1984	W	5-3	TOR	4/11/1993	L	2-4	TOR	2/18/2003	L	3-4	at TOR	1/12/2010	W	4-2	at TOR	10/26/2017	W	6-3	at TOR
10/17/1984	W	5-3	at TOR	10/19/1993	L	2-7	at TOR	3/1/2003	L	1-4	at TOR	3/2/2010	W	5-1	at TOR	11/24/17	L	4-5	TOR
1/7/1985	W	7-4	at TOR	1/19/1994	T	3-3*	TOR	3/25/2003	T	3-3*	TOR	11/2/2010	W	4-3	at TOR	12/19/17	L	1-8	at TOR
2/17/1985	L	4-5*	TOR	11/24/1995	W	4-0	at TOR	11/2/2003	L	1-2	TOR	1/24/2011	W	6-4	TOR	11/21/2018	W	5-2	TOR
12/28/1985	W	6-3	at TOR	3/8/1996	W	7-4	TOR	1/27/2004	W	2-0	at TOR	2/3/2011	L	0-3	at TOR	12/11/2018	L	1-4	TOR
1/23/1986	W	4-1	TOR	1/20/1997	W	3-1	TOR	2/19/2004	OT	1-2*	TOR	3/16/2011	L	1-3	TOR	4/2/2019	W	4-1	at TOR
4/5/1986	W	7-1	TOR	3/8/1997	T	1-1*	at TOR	2/23/2004	W	2-1	at TOR	11/20/2011	W	3-2	TOR				
10/30/1986	L	2-6	at TOR	4/9/1998	W	5-2	TOR	10/20/2005	OT	4-5*	at TOR	12/13/2011	OT	1-2*	at TOR				
1/4/1987	W	8-3	TOR	4/11/1998	L	1-5	at TOR	11/3/2005	W	4-3	TOR	12/29/2011	W	4-3*	TOR				



# VANCOUVER CANUCKS

## 2019-20 SCHEDULE

12/12/19 ..... at VAN ..... 10 p.m.  
 2/2/20 ..... at CAR ..... 2 p.m.

## HURRICANES vs. VANCOUVER

ALL-TIME: ..... GP: 77 ..... 29-33-11-4 ..... GF: 226 ..... GA: 262  
 at home: ..... GP: 38 ..... 18-14-5-1 ..... GF: 127 ..... GA: 126  
 on road: ..... GP: 39 ..... 11-19-6-3 ..... GF: 99 ..... GA: 136  
 in overtime: ..... GP: 14 ..... 0-8-6

Chairman/Governor ..... Francesco Aquilini  
 General manager ..... Jim Benning  
 Head coach ..... Travis Green  
 Assistant coaches ..... Nolan Baumgartner, Newell Brown, Manny Malhotra  
 Goaltending coach ..... Ian Clark  
 Vice president, communications, fan & community engagement ..... Chris Brumwell  
 Director, communications ..... Ben Brown  
 Manager, communications ..... Stephanie Maniago  
 Coordinator, communications ..... Alfred De Vera  
 General office ..... 604/899-4600

## SERIES RECORDS

Winning streak ..... 4 ..... 11/29/1985-11/12/1986  
 Losing streak ..... 7 ..... Last: 12/1/2013-10/16/2016  
 Unbeaten streak ..... 9 ..... 11/29/1985-1/29/1988  
 Goals scored ..... 8 ..... 12/13/2016 (W, 8-6)  
 Goals allowed ..... 8 (2x) ..... Last: 1/16/1993 (L, 3-8)  
 Goals, both teams ..... 14 ..... 12/13/2016 (W, 8-6)

## LAST TRANSACTION

9/29/2013 CAR acquired Eddie Lack in exchange for CAR's third-round pick in 2015 (66th overall – Guillaume Brisebois) and a seventh-round pick in 2016 (194th overall – Brett McKenzie).

Inaugural season ..... 1970-71  
 Stanley Cup titles ..... None  
 Home ice ..... Rogers Arena (1995)  
 Building capacity ..... 18,865  
 2018-19 record ..... 35-36-11  
 AHL affiliate ..... Utica Comets

## 2018-19 SERIES RECAP

### HURRICANES WIN SEASON SERIES: 2-0-0 (CANUCKS: 0-2-0)

At CAROLINA HURRICANES Attend Goaltenders Winning Goal  
 09 Oct '18 Hurricanes 5 Canucks 3 11,932 McElhinney vs. Markstrom A. Svechnikov

At VANCOUVER CANUCKS Attend Goaltenders Winning Goal  
 23 Jan '19 Hurricanes 5 Canucks 2 18,373 Nedeljkovic vs. Markstrom N. Niederreiter

## SERIES STATISTICS

HURRICANES SPECIALTY TEAMS CANUCKS SPECIALTY TEAMS  
 Power Play ..... 1-8 ..... 12.5% Power Play ..... 2-6 ..... 33.3%  
 Penalty Killing ..... 4-6 ..... 66.7% Penalty Killing ..... 7-8 ..... 87.5%

### HURRICANES LEADING SCORER

GP G A P +/- PIM  
 Teuvo Teravainen 2 1 4 5 3 2

### CANUCKS LEADING SCORER

GP G A P +/- PIM  
 Sven Baertschi 2 3 1 4 -1 0

## GOALTENDING

HURRICANES	GP	Min	W-L-OT	SO	GA	SA	SV	GAA	SV%
Alex Nedeljkovic	1	60	1-0-0	0	2	26	24	2.00	.923
Curtis McElhinney	1	60	1-0-0	0	3	25	22	3.00	.880

CANUCKS	GP	Min	W-L-OT	SO	GA	SA	SV	GAA	SV%
Jacob Markstrom	2	119	0-2-0	0	10	67	57	5.02	.851

## ALL-TIME SEASON SERIES RECORDS

YEAR	OVERALL	HOME	ROAD	YEAR	OVERALL	HOME	ROAD	YEAR	OVERALL	HOME	ROAD
1979-80	1-1-2	1-0-1	0-1-1	1992-93	1-1-0	1-0-0	0-1-0	2006-07	0-0-1	0-0-0	0-0-1
1980-81	1-1-2	1-0-1	0-1-1	1993-94	1-1-0	0-1-0	1-0-0	2007-08	1-0-0	1-0-0	0-0-0
1981-82	0-2-1	0-1-0	0-1-1	1994-95	Did Not Play Western Conf. Teams			2008-09	0-1-0	0-0-0	0-1-0
1982-83	1-2-0	1-1-0	0-1-0	1995-96	2-0-0	1-0-0	1-0-0	2009-10	1-0-0	1-0-0	0-0-0
1983-84	0-3-0	0-1-0	0-2-0	1996-97	0-2-0	0-1-0	0-1-0	2010-11	0-1-0	0-0-0	0-1-0
1984-85	1-2-0	1-1-0	0-1-0	1997-98	1-1-0	1-0-0	0-1-0	2011-12	1-0-0	1-0-0	0-0-0
1985-86	3-0-0	1-0-0	2-0-0	1998-99	1-1-0	1-0-0	0-1-0	2012-13	Did Not Play Western Conf. Teams		
1986-87	2-0-1	1-0-1	1-0-0	1999-00	1-0-1-0	0-0-1-0	1-0-0-0	2013-14	0-2-0	0-1-0	0-1-0
1987-88	1-0-2	0-0-1	1-0-1	2000-01	Did Not Play			2014-15	0-2-0	0-1-0	0-1-0
1988-89	1-1-1	1-1-0	0-0-1	2001-02	0-2-0-0	0-1-0-0	0-1-0-0	2015-16	0-1-1	0-0-1	0-1-0
1989-90	2-1-0	0-1-0	2-0-0	2002-03	0-1-0-0	0-1-0-0	0-0-0-0	2016-17	1-0-1	1-0-0	0-0-1
1990-91	2-1-0	1-1-0	1-0-0	2003-04	0-0-0-1	0-0-0-0	0-0-0-1	2017-18	1-1-0	1-0-0	0-1-0
1991-92	0-2-1	0-1-0	0-1-1	2005-06	Did Not Play Northwest Div. Teams			2018-19	2-0-0	1-0-0	1-0-0

## ALL-TIME SEASON GAME RESULTS (\*Overtime \*\*Shootout)

12/11/1979 L 3-5 at VAN	1/15/1984 L 0-5 at VAN	1/10/1990 W 3-1 at VAN	1/10/1997 L 3-5 at VAN	12/15/2011 W 4-3 VAN
2/12/1980 T 5-5 VAN	10/20/1984 W 3-2 VAN	2/9/1990 L 1-4 VAN	11/3/1997 W 5-3 VAN	12/1/2013 L 2-3 VAN
3/13/1980 W 3-1 VAN	2/1/1985 L 3-4* at VAN	3/13/1990 W 1-0 at VAN	11/16/1997 L 1-4 at VAN	12/9/2013 L 0-2 at VAN
3/28/1980 T 4-4 at VAN	3/3/1985 L 6-7* VAN	10/27/1990 L 2-4 VAN	10/20/1998 W 3-1 VAN	10/28/2014 L 1-4 at VAN
11/1/1980 T 4-4 VAN	11/29/1985 W 5-4 at VAN	1/2/1991 W 5-2 VAN	2/26/1999 L 0-1 at VAN	1/16/2015 L 0-3 VAN
11/22/1980 W 4-3 VAN	1/10/1986 W 4-3 at VAN	1/10/1991 W 5-4 at VAN	10/15/1999 W 4-1 at VAN	1/6/2016 L 2-3 at VAN
12/3/1980 T 4-4 at VAN	2/18/1986 W 5-4 VAN	2/1/1992 T 4-4* at VAN	11/24/1999 T 1-1* VAN	1/15/2016 OT 2-3* VAN
3/1/1981 L 0-3 at VAN	11/12/1986 W 4-3 at VAN	3/7/1992 L 1-5 VAN	1/12/2002 L 1-7 at VAN	10/16/2016 OT 3-4* at VAN
10/23/1981 T 2-2 at VAN	12/13/1986 T 2-3* VAN	3/18/1992 L 2-3 at VAN	1/21/2002 L 5-7 VAN	12/13/2016 W 8-6 VAN
11/4/1981 L 1-4 VAN	3/29/1987 W 7-4 VAN	1/16/1993 L 3-8 at VAN	11/27/2002 L 2-3 VAN	12/5/2017 L 0-3 at VAN
2/20/1982 L 2-4 at VAN	12/15/1987 T 2-2* VAN	3/6/1993 W 5-1 VAN	12/14/2003 OT 1-2* at VAN	2/9/2018 W 4-1 VAN
10/16/1982 W 6-5 VAN	12/20/1987 T 3-3* at VAN	12/8/1993 L 1-4 VAN	12/8/2006 OT 3-4* at VAN	10/9/2018 W 5-3 VAN
10/26/1982 L 1-8 at VAN	1/29/1988 W 4-2 at VAN	2/6/1994 W 4-2 at VAN	10/22/2007 W 3-1 VAN	1/23/2019 W 5-2 at VAN
1/6/1983 L 4-6 VAN	11/5/1988 L 2-3* VAN	1/16/1996 W 3-0 VAN	2/3/2009 L 3-4 at VAN	
10/28/1983 L 4-5* at VAN	11/9/1988 T 1-1* at VAN	2/7/1996 W 5-3 at VAN	12/5/2009 W 5-3 VAN	
11/30/1983 L 2-6 VAN	3/2/1989 W 2-1 VAN	11/27/1996 L 2-6 VAN	10/17/2010 L 1-5 at VAN	



# VEGAS GOLDEN KNIGHTS

## 2019-20 SCHEDULE

1/31/20 ..... at CAR ..... 7:30 p.m.  
 2/8/20 ..... at VGK ..... 10 p.m.

## HURRICANES vs. VEGAS

ALL-TIME: ..... GP: 4 ..... 2-2-0 ..... GF: 8 ..... GA: 12  
 at home: ..... GP: 2 ..... 1-1-0 ..... GF: 6 ..... GA: 7  
 on road: ..... GP: 2 ..... 1-1-0 ..... GF: 2 ..... GA: 5  
 in overtime: ..... GP: 1 ..... 1-0

Owner ..... Bill Foley  
 President of hockey operations/Alternate governor ..... George McPhee  
 Executive vice president/General manager ..... Kelly McCrimmon  
 Head coach ..... Gerard Gallant  
 Assistant coaches ..... Mike Kelly, Ryan Craig, Ryan McGill  
 Goaltending coach ..... Dave Prior  
 Vice president, communications & content ..... Eric Tosi  
 Director of communications ..... Sage Sammons  
 Senior manager of communications & content ..... Alyssa Girardi  
 General office ..... 702/790-2663

Inaugural season ..... 2017-18  
 Stanley Cup titles ..... None  
 Home ice ..... T-Mobile Arena (2016)  
 Building capacity ..... 17,500  
 2018-19 record ..... 43-32-7  
 AHL affiliate ..... Chicago Wolves

## SERIES RECORDS

Winning streak ..... 0 ..... none  
 Losing streak ..... 2 ..... 1/21/2018-11/3/2018  
 Unbeaten streak ..... 0 ..... none  
 Goals scored ..... 5 ..... 2/1/2019 (W, 5-2)  
 Goals allowed ..... 5 ..... 1/21/2018 (L, 1-5)  
 Goals, both teams ..... 7 ..... 2/1/2019 (W, 5-2)

## LAST TRANSACTION

6/26/2019 CAR acquired Erik Haula from VGK in exchange for Nicolas Roy and a 2021 conditional fifth-round pick.

## 2018-19 SERIES RECAP

### SEASON SERIES TIED: 1-1-0

At CAROLINA HURRICANES      Attend    Goaltenders      Winning Goal  
 01 Feb '19   Hurricanes 5   Golden Knights 2   17,104   Mrazek vs. Lagace   Jordan Martinook

At VEGAS GOLDEN KNIGHTS      Attend    Goaltenders      Winning Goal  
 03 Nov '18   Hurricanes 0   Golden Knights 3   18,328   Darling vs. Fleury   Brad Hunt

### SERIES STATISTICS

**HURRICANES SPECIALTY TEAMS**      **GOLDEN KNIGHTS SPECIALTY TEAMS**  
 Power Play ..... 0-6 ..... 0.0%      Power Play ..... 1-6 ..... 16.7%  
 Penalty Killing ..... 5-6 ..... 83.3%      Penalty Killing ..... 6-6 ..... 100.0%

**HURRICANES LEADING SCORERS**      **GOLDEN KNIGHTS LEADING SCORER**

	GP	G	A	P	+/-	PIM
Justin Faulk	2	1	1	2	5	0
Justin Williams	2	0	2	2	3	2

	GP	G	A	P	+/-	PIM
Shea Theodore	2	2	1	3	1	0

### GOALTENDING

HURRICANES	GP	Min	W-L-OT	SO	GA	SA	SV	GAA	SV%
Petr Mrazek	1	60	1-0-0	0	2	25	23	2.00	.920
Scott Darling	1	57	0-1-0	0	3	25	22	3.17	.880

GOLDEN KNIGHTS	GP	Min	W-L-OT	SO	GA	SA	SV	GAA	SV%
Marc-Andre Fleury	1	60	1-0-0	1	0	34	34	0.00	1.000
Maxime Lagace	1	60	0-1-0	0	4	31	27	4.03	.871

## ALL-TIME SEASON SERIES RECORDS

YEAR	OVERALL	HOME	ROAD
2017-18	1-1-0	0-1-0	1-0-0
2018-19	1-1-0	1-0-0	0-1-0

## ALL-TIME SEASON GAME RESULTS (\*Overtime \*\*Shootout)

12/12/2017    W    3-2\*\*    at    VGK  
 1/21/2018    L    1-5      VGK  
 11/3/2018    L    0-3      at    VGK  
 2/1/2019    W    5-2      VGK





# WASHINGTON CAPITALS

## 2019-20 SCHEDULE

10/5/19	.....at WSH	.....7 p.m.
12/28/19	.....at CAR	.....7 p.m.
1/3/20	.....at CAR	.....7:30 p.m.
1/13/20	.....at WSH	.....7 p.m.

## HURRICANES vs. WASHINGTON

ALL-TIME:.....GP: 174	.....62-86-14-12	.....GF: 463	.....GA: 539
at home:.....GP: 87	.....32-40-10-5	.....GF: 246	.....GA: 259
on road:.....GP: 87	.....30-46-4-7	.....GF: 217	.....GA: 280
in overtime:.....GP: 35	.....9-14-12		

Chairman/Majority owner/CEO.....Ted Leonsis  
 Senior vice president/General manager.....Brian MacLellan  
 Head coach.....Todd Reirden  
 Assistant coaches.....Scott Arniel, Reid Cashman, Blaine Forsythe  
 Goaltending coach.....Scott Murray  
 Vice president of communications.....Sergey Kocharov  
 Manager of media relations & content.....Tommy Chalk  
 Senior manager of communications.....Megan Eichenberg  
 General office.....202/266-2200

Inaugural season.....1974-75  
 Stanley Cup titles.....1 (2018)  
 Home ice.....Capital One Arena (1997)  
 Building capacity.....18,573  
 2018-19 record.....48-26-8  
 AHL affiliate.....Hershey Bears

## SERIES RECORDS

Winning streak.....4	.....3/2/1990-3/12/1991
Losing streak.....5 (4x)	.....Last: 10/27/2010-3/11/2011
Unbeaten streak.....4 (3x)	.....Last: 2/12/2004-10/22/2005
Goals scored.....8	.....3/24/1992 (W, 8-2)
Goals allowed.....9	.....3/8/1980 (L, 5-9)
Goals, both teams.....14	.....3/8/1980 (L, 5-9)

## LAST TRANSACTION

2/28/2015 CAR acquired Jack Hillen and ARI's 2015 fourth-round pick (93rd overall – Callum Booth) from WSH in exchange for Tim Gleason.

## 2018-19 SERIES RECAP

### CAPITALS WIN THE BISCUIT CUP: 4-0-0 (HURRICANES: 0-3-1)

At CAROLINA HURRICANES		Attend	Goaltenders	Winning Goal
28 Mar '19	Hurricanes 2 Capitals 3	14,680	McElhinney vs. Holtby	Nic Dowd
14 Dec '18	**Hurricanes 5 Capitals 6	14,446	Darling vs. Holtby	Jakub Vrana

At WASHINGTON CAPITALS		Attend	Goaltenders	Winning Goal
26 Mar '19	Hurricanes 1 Capitals 4	18,506	Mrazek vs. Holtby	Alex Ovechkin
27 Dec '18	Hurricanes 1 Capitals 3	18,506	Mrazek vs. Holtby	T.J. Oshie

## SERIES STATISTICS

HURRICANES SPECIALTY TEAMS		CAPITALS SPECIALTY TEAMS	
Power Play.....3-11	.....27.3%	Power Play.....2-9	.....22.2%
Penalty Killing.....7-9	.....77.8%	Penalty Killing.....8-11	.....72.7%

## HURRICANES LEADING SCORER

	GP	G	A	P	+/-	PIM
Sebastian Aho	4	3	3	6	0	4

## CAPITALS LEADING SCORER

	GP	G	A	P	+/-	PIM
John Carlson	4	2	5	7	2	0

## GOALTENDING

HURRICANES	GP	Min	W-L-OT	SO	GA	SA	SV	GAA	SV%
Petr Mrazek	2	117	0-2-0	0	5	59	54	2.56	.915
Curtis McElhinney	1	58	0-1-0	0	3	20	17	3.10	.850
Scott Darling	1	65	0-0-1	0	5	29	24	4.62	.828

CAPITALS	GP	Min	W-L-OT	SO	GA	SA	SV	GAA	SV%
Braden Holtby	4	245	4-0-0	0	9	110	101	2.21	.918

## ALL-TIME SEASON SERIES RECORDS

YEAR	OVERALL	HOME	ROAD	YEAR	OVERALL	HOME	ROAD	YEAR	OVERALL	HOME	ROAD	YEAR	OVERALL	HOME	ROAD
1979-80	1-2-1	1-1-0	0-1-1	1989-90	2-1-0	1-1-0	1-0-0	1999-00	1-2-2-0	1-0-1-0	0-2-1-0	2010-11	1-4-1	0-3-0	1-1-1
1980-81	1-3-0	0-2-0	1-1-0	1990-91	3-0-0	1-0-0	2-0-0	2000-01	2-2-1-0	1-1-1-0	1-1-0-0	2011-12	3-2-1	2-1-0	1-1-1
1981-82	1-2-0	1-1-0	0-1-0	1991-92	1-1-1	0-1-1	1-0-0	2001-02	1-1-2-1	0-0-1-1	1-1-1-0	2012-13	1-4-0	0-2-0	1-2-0
1982-83	0-2-1	0-0-1	0-2-0	1992-93	1-3-0	1-1-0	0-2-0	2002-03	1-4-0-0	1-2-0-0	0-2-0-0	2013-14	3-2-0	0-2-0	3-0-0
1983-84	1-2-0	1-1-0	0-1-0	1993-94	2-2-0	1-1-0	1-1-0	2003-04	1-4-1-0	0-2-1-0	1-2-0-0	2014-15	1-2-1	1-1-0	0-1-1
1984-85	2-1-0	1-0-0	1-1-0	1994-95	1-2-1	0-1-1	1-1-0	2005-06	5-3-0	2-2-0	3-1-0	2015-16	1-2-1	1-1-0	0-1-1
1985-86	0-2-1	0-1-1	0-1-0	1995-96	1-2-1	1-1-0	0-1-1	2006-07	5-3-0	3-1-0	2-2-0	2016-17	1-2-1	1-0-1	0-2-0
1986-87	2-1-0	0-1-0	2-0-0	1996-97	1-2-1	1-0-1	0-2-0	2007-08	4-3-1	3-0-1	1-3-0	2017-18	2-1-1	0-1-1	2-0-0
1987-88	1-2-0	1-1-0	0-1-0	1997-98	0-4-0	0-2-0	0-2-0	2008-09	3-2-1	2-1-0	1-1-1	2018-19	0-3-1	0-1-1	0-2-0
1988-89	0-3-0	0-1-0	0-2-0	1998-99	2-2-1	1-1-1	1-1-0	2009-10	3-1-2	2-1-0	1-0-2				

## ALL-TIME SEASON GAME RESULTS (\*\*Overtime \*\*Shootout)

12/4/1979	T	3-3	at WSH	11/18/1988	L	2-3	at WSH	1/4/1997	T	1-1*	WSH	1/22/2003	L	3-5	at WSH	2/8/2008	W	2-1	at WSH	3/12/2013	W	4-0	at WSH
12/19/1979	W	5-4	WSH	2/3/1989	L	0-1	at WSH	2/22/1997	W	2-0	WSH	2/14/2003	W	3-1	WSH	2/23/2008	W	6-3	WSH	3/14/2013	L	2-3	WSH
1/4/1980	L	3-6	WSH	3/18/1989	L	2-8	WSH	3/16/1997	L	3-5	at WSH	3/2/2003	L	0-2	at WSH	3/25/2008	OT	2-3**	WSH	4/2/2013	L	3-5	WSH
3/8/1980	L	5-9	at WSH	10/11/1989	W	4-1	WSH	12/20/1997	L	1-2	WSH	11/12/2003	L	1-7	at WSH	4/1/2008	L	1-4	at WSH	4/11/2013	L	1-3	at WSH
11/15/1980	L	4-8	WSH	12/16/1989	L	2-5	WSH	3/18/1998	L	0-1	at WSH	11/15/2003	L	1-2	WSH	11/6/2008	L	2-3	at WSH	10/10/2013	W	3-2	at WSH
1/18/1981	L	2-3	at WSH	3/2/1990	W	4-3	at WSH	4/18/1998	L	3-4	WSH	1/9/2004	L	1-4	at WSH	11/12/2008	L	1-5	WSH	12/3/2013	W	4-1	at WSH
3/11/1981	L	2-5	WSH	11/17/1990	W	4-2	WSH	4/19/1998	L	1-2	at WSH	1/29/2004	L	3-5	WSH	12/7/2008	W	3-1	WSH	12/20/2013	L	2-4	WSH
3/27/1981	W	5-3	at WSH	12/15/1990	W	3-2	at WSH	11/6/1998	W	3-2	at WSH	2/12/2004	T	3-3*	WSH	3/3/2009	W	5-2	at WSH	1/2/2014	W	4-3*	at WSH
11/14/1981	L	0-4	WSH	3/12/1991	W	3-2	at WSH	1/16/1999	L	2-3*	WSH	2/25/2004	W	2-1	at WSH	3/14/2009	OT	4-5**	at WSH	4/10/2014	L	2-5	WSH
11/28/1981	W	6-2	WSH	11/23/1991	L	2-3	WSH	2/5/1999	L	1-4	at WSH	10/12/2005	W	7-2	WSH	3/21/2009	W	4-1	WSH	11/8/2014	OT	3-4*	at WSH
2/27/1982	L	1-7	at WSH	1/4/1992	T	2-2*	WSH	2/18/1999	T	2-2*	WSH	10/22/2005	W	4-0	at WSH	11/30/2009	L	2-3	WSH	12/4/2014	L	1-2	WSH
11/7/1982	L	2-6	at WSH	3/24/1992	W	8-2	at WSH	4/14/1999	W	3-0	WSH	1/21/2006	L	2-5	at WSH	12/11/2009	OT	3-4*	at WSH	2/27/2015	W	3-0	WSH
12/30/1982	T	4-4	WSH	11/7/1992	L	2-6	WSH	11/7/1999	W	3-2	WSH	3/25/2006	L	1-3	WSH	12/28/2009	W	6-3	at WSH	3/31/2015	L	2-4	at WSH
3/16/1983	L	4-5	at WSH	12/16/1992	W	6-3	WSH	11/19/1999	T	3-3*	at WSH	3/29/2006	L	1-5	WSH	3/10/2010	OT	3-4*	at WSH	10/17/2015	L	1-4	at WSH
10/19/1983	W	3-0	WSH	12/18/1992	L	3-4	at WSH	2/3/2000	L	1-2	at WSH	4/3/2006	W	6-5*	WSH	3/18/2010	W	4-3*	WSH	12/21/2015	L	1-2	WSH
2/26/1984	L	3-4	WSH	3/19/1993	L	2-5	at WSH	2/21/2000	T	1-1*	WSH	4/5/2006	W	4-3**	at WSH	3/25/2010	W	3-2**	WSH	12/31/2015	W	4-2	WSH
3/7/1984	L	2-4	at WSH	12/7/1993	W	6-1	at WSH	3/17/2000	L	2-4	at WSH	4/7/2006	W	4-3	at WSH	10/27/2010	L	0-3	WSH	3/15/2016	OT	1-2*	at WSH
12/29/1984	L	2-3	at WSH	12/18/1993	W	4-1	WSH	10/7/2000	T	3-3*	WSH	10/7/2006	L	2-5	at WSH	11/24/2010	L	2-3	WSH	11/12/2016	W	5-1	WSH
3/27/1985	W	3-1	at WSH	2/27/1994	L	1-3	WSH	2/24/2001	L	1-2	WSH	11/9/2006	W	5-0	WSH	11/28/2010	OT	2-3**	at WSH	12/16/2016	OT	3-4**	WSH
4/4/1985	W	2-0	WSH	3/22/1994	L	1-4	at WSH	3/15/2001	W	3-0	at WSH	11/17/2006	W	4-1	at WSH	12/26/2010	L	2-3	WSH	1/23/2017	L	1-6	at WSH
2/2/1986	L	4-5	WSH	11/21/1995	T	1-1*	WSH	3/28/2001	L	0-7	at WSH	1/18/2007	L	2-5	WSH	3/11/2011	L	1-2	at WSH	2/7/2017	L	0-5	at WSH
3/29/1986	T	6-6*	WSH	3/20/1995	L	0-5	WSH	3/30/2001	W	4-3*	WSH	1/26/2007	W	6-2	WSH	3/29/2011	W	3-2**	at WSH	1/2/2018	OT	4-5*	WSH
4/3/1986	L	2-4	at WSH	3/26/1995	W	4-3*	at WSH	11/8/2001	W	3-2	at WSH	1/27/2007	L	3-7	at WSH	10/8/2011	OT	3-4*	at WSH	1/11/2018	W	3-1	at WSH
12/30/1986	W	3-1	at WSH	4/21/1995	L	3-6	at WSH	11/30/2001	L	2-6	at WSH	3/9/2007	W	3-0	at WSH	11/4/2011	L	1-5	WSH	1/12/2018	L	3-4	WSH
1/17/1987	L	1-6	WSH	11/25/1995	L	2-4	WSH	12/2/2001	OT	3-4*	WSH	3/22/2007	W	4-3	WSH	1/15/2012	L	1-2	at WSH	3/30/2018	W	4-1	at WSH
2/6/1987	W	5-2	at WSH	12/30/1995	L	0-3	at WSH	12/30/2001	T	5-5*	at WSH	10/6/2007	L	0-2	at WSH	1/20/2012	W	3-0	WSH	12/14/2018	OT	5-6**	WSH
10/16/1987	L	2-6	at WSH	1/3/1996	W	2-0	WSH	3/8/2002	T	2-2*	WSH	11/5/2007	W	5-0	WSH	2/20/2012	W	5-0	WSH	12/27/2018	L	1-3	at WSH
11/21/1987	L	3-4	WSH	3/23/1996	T	2-2*	at WSH	10/17/2002	L	1-2	WSH	11/24/2007	L	2-5	at WSH	3/6/2012	W	4-3*	at WSH	3/26/2019	L	1-4	at WSH
12/9/1987	W	5-4	WSH	1/1/1997	L	2-3*	at WSH	1/10/2003	L	1-4	WSH	11/30/2007	W	4-3	WSH	2/26/2013	L	0-3	at WSH	3/28/2019	L	2-3	WSH



# WINNIPEG JETS

## 2019-20 SCHEDULE

12/17/19 .....at WPG..... 8 p.m.  
 1/21/20 .....at CAR..... 7 p.m.

## HURRICANES vs. WINNIPEG

ALL-TIME: ..... GP: 90..... 50-29-4-7 ..... GF: 276 ..... GA: 260  
 at home: ..... GP: 45..... 22-18-1-4 ..... GF: 127 ..... GA: 139  
 on road: ..... GP: 45..... 28-11-3-3 ..... GF: 149 ..... GA: 121  
 in overtime: ..... GP: 20..... 9-7-4

Executive Chairman.....Mark Chipman  
 Executive vice president/General manager .....Kevin Cheveldayoff  
 Head coach.....Paul Maurice  
 Associate coach.....Jamie Kompon  
 Assistant coaches.....Charlie Huddy, Todd Woodcroft, Wade Flaherty  
 Senior director, hockey communications .....Scott Brown  
 Manager, hockey communications .....Greger Buer  
 Coordinator, hockey communications .....Scott Unger  
 General office.....204/987-7825

Inaugural season .....1999-00 (Atlanta); 2011-12 (Winnipeg)  
 Stanley Cup titles .....None  
 Home ice .....Bell MTS Place (1999)  
 Building capacity .....15,321  
 2018-19 record .....47-30-5  
 AHL affiliate.....Manitoba Moose

## SERIES RECORDS

Winning streak .....8 .....12/18/99-2/21/01  
 Losing streak .....4 .....10/14/2017-3/8/2019  
 Unbeaten streak .....17 .....12/18/1999-12/20/2002  
 Goals scored.....7 .....3/28/2008 (W, 7-1)  
 Goals allowed.....9 .....11/12/2005 (L, 0-9)  
 Goals, both teams .....10 .....11/27/2009 (L, 4-6)

## LAST TRANSACTION

2/25/2015 CAR acquired WPG's 2016 third-round pick (67th overall – Matt Filipe) and WPG's 2015 fifth-round pick (138th overall – Spencer Smallman) in exchange for Jiri Tlustý.

## 2018-19 SERIES RECAP

### JETS WIN SEASON SERIES: 2-0-0 (HURRICANES: 0-2-0)

At CAROLINA HURRICANES Attend Goaltenders Winning Goal  
 08 Mar '19 Hurricanes 1 Jets 8 15,928 McElhinney vs. Brossoit Blake Wheeler

At WINNIPEG JETS Attend Goaltenders Winning Goal  
 14 Oct '18 Hurricanes 1 Jets 3 15,321 Mrazek vs. Brossoit Bryan Little

## SERIES STATISTICS

HURRICANES SPECIALTY TEAMS JETS SPECIALTY TEAMS  
 Power Play.....0-5 .....0.0% Power Play.....2-4 .....50.0%  
 Penalty Killing.....2-4 .....50.0% Penalty Killing.....5-5 .....100.0%

### HURRICANES LEADING SCORER

	GP	G	A	P	+/-	PIM
Dougie Hamilton	2	0	2	2	0	0

### JETS LEADING SCORERS

	GP	G	A	P	+/-	PIM
Kyle Connor	2	2	1	3	4	2
Nikolaj Ehlers	2	1	2	3	3	0
Blake Wheeler	2	1	2	3	0	0

## GOALTENDING

HURRICANES	GP	Min	W-L-OT	SO	GA	SA	SV	GAA	SV%
Petr Mrazek	1	58	0-1-0	0	2	25	23	2.07	.920
Curtis McElhinney	1	60	0-1-0	0	8	29	21	8.02	.724

JETS	GP	Min	W-L-OT	SO	GA	SA	SV	GAA	SV%
Laurent Brossoit	2	120	2-0-0	0	2	72	70	1.00	.972

## ALL-TIME SEASON SERIES RECORDS

YEAR	OVERALL	HOME	ROAD	YEAR	OVERALL	HOME	ROAD	YEAR	OVERALL	HOME	ROAD
1999-00	5-0-0-0	3-0-0-0	2-0-0-0	2007-08	6-1-1	2-1-1	4-0-0	2014-15	0-2-0	0-1-0	0-1-0
2000-01	4-0-1-0	2-0-0-0	2-0-1-0	2008-09	3-3-0	2-1-0	1-2-0	2015-16	2-0-0	1-0-0	1-0-0
2001-02	3-0-2-0	2-0-1-0	1-0-1-0	2009-10	3-3-0	0-3-0	3-0-0	2016-17	1-0-1	1-0-0	0-0-1
2002-03	2-2-1-0	1-1-0-0	1-1-1-0	2010-11	5-0-1	2-0-1	3-0-0	2017-18	0-2-0	0-1-0	0-1-0
2003-04	4-1-0-1	2-1-0-0	2-0-0-1	2011-12	2-3-1	1-1-1	1-2-0	2018-19	0-2-0	0-1-0	0-1-0
2005-06	4-4-0	2-2-0	2-2-0	2012-13	1-2-1	0-2-0	1-0-1				
2006-07	4-3-1	1-2-1	3-1-0	2013-14	1-1-0	0-1-0	1-0-0				

## ALL-TIME SEASON GAME RESULTS (\*Overtime \*\*Shootout)

12/18/1999	W	4-2	WPG (ATL)	1/7/2003	T	3-3*	at WPG (ATL)	11/1/2006	W	5-2	at WPG (ATL)	1/31/2009	W	2-0	WPG (ATL)	3/18/2012	W	4-3	at WPG
1/1/2000	W	4-2	at WPG (ATL)	3/26/2003	L	1-5	at WPG (ATL)	1/13/2007	OT	3-4**	WPG (ATL)	2/28/2009	L	3-5	at WPG (ATL)	3/30/2012	OT	3-4*	WPG
3/12/2000	W	5-1	WPG (ATL)	11/13/2003	W	5-1	WPG (ATL)	2/20/2007	L	1-3	WPG (ATL)	11/27/2009	L	4-6	WPG (ATL)	2/21/2013	L	3-4	WPG
4/8/2000	W	4-3	at WPG (ATL)	1/16/2004	W	4-3	at WPG (ATL)	2/24/2007	W	4-1	at WPG (ATL)	1/16/2010	L	3-5	WPG (ATL)	3/26/2013	L	1-4	WPG
4/9/2000	W	2-1	WPG (ATL)	1/18/2004	L	2-5	WPG (ATL)	3/4/2007	L	1-3	at WPG (ATL)	1/21/2010	W	5-2	at WPG (ATL)	3/30/2013	W	3-1	at WPG
12/6/2000	W	5-3	at WPG (ATL)	3/5/2004	W	3-2*	at WPG (ATL)	4/6/2007	L	1-4	WPG (ATL)	3/7/2010	W	4-0	at WPG (ATL)	4/18/2013	OT	3-4*	at WPG
2/1/2001	W	3-1	at WPG (ATL)	3/12/2004	W	4-2	WPG (ATL)	11/10/2007	W	5-3	at WPG (ATL)	3/27/2010	L	0-4	WPG (ATL)	2/4/2014	L	1-2	WPG
2/21/2001	W	6-3	WPG (ATL)	3/15/2004	OT	0-1*	at WPG (ATL)	11/16/2007	L	0-3	WPG (ATL)	3/29/2010	W	4-1	at WPG (ATL)	3/22/2014	W	3-2	at WPG
2/27/2001	T	1-1*	at WPG (ATL)	11/12/2005	L	0-9	WPG (ATL)	1/2/2008	OT	4-5*	WPG (ATL)	12/16/2010	W	3-2**	at WPG (ATL)	10/21/2014	L	1-3	at WPG
4/6/2001	W	3-2	WPG (ATL)	11/27/2005	L	2-5	WPG (ATL)	1/4/2008	W	4-3	at WPG (ATL)	1/9/2011	W	4-3*	WPG (ATL)	11/13/2014	L	1-3	WPG
10/13/2001	W	5-2	at WPG (ATL)	11/29/2005	W	4-3*	at WPG (ATL)	2/21/2008	W	5-3	WPG (ATL)	2/5/2011	W	4-3*	WPG (ATL)	2/5/2016	W	5-3	at WPG
10/20/2001	W	2-1*	WPG (ATL)	1/4/2006	W	4-3	WPG (ATL)	3/5/2008	W	6-3	at WPG (ATL)	2/13/2011	W	3-2	at WPG (ATL)	2/16/2016	W	2-1	WPG
12/21/2001	W	5-4*	WPG (ATL)	1/26/2006	W	5-1	at WPG (ATL)	3/19/2008	W	5-3	at WPG (ATL)	3/9/2011	OT	2-3*	WPG (ATL)	10/13/2016	OT	4-5*	at WPG
4/7/2002	T	1-1*	WPG (ATL)	1/28/2006	W	4-1	WPG (ATL)	3/28/2008	W	7-1	WPG (ATL)	4/8/2011	W	6-1	at WPG (ATL)	11/20/2016	W	3-1	WPG
4/14/2002	T	2-2*	at WPG (ATL)	4/1/2006	L	2-5	at WPG (ATL)	11/9/2008	L	2-5	WPG (ATL)	10/22/2011	L	3-5	at WPG	10/14/2017	L	1-2	at WPG
10/11/2002	W	5-3	WPG (ATL)	4/8/2006	L	2-5	at WPG (ATL)	11/14/2008	L	2-3	at WPG (ATL)	11/25/2011	L	1-3	WPG	3/4/2018	L	2-3	WPG
12/20/2002	W	3-2*	at WPG (ATL)	10/13/2006	W	4-3	at WPG (ATL)	12/26/2008	W	5-4	at WPG (ATL)	12/9/2011	L	2-4	at WPG	10/14/2018	L	1-3	at WPG
12/27/2002	L	3-5	WPG (ATL)	10/25/2006	W	5-4*	WPG (ATL)	12/31/2008	W	3-1	WPG (ATL)	1/23/2012	W	2-1	WPG	3/8/2019	L	1-8	WPG

# ALL-TIME LEADERS


## OPPONENT ALL-TIME SCORING LEADERS

RK.	PLAYER	CLUB(S)	GP	G	A	PTS	PIM	PP	SH	GW	+/-
1.	Ray Bourque (Ret.)	BOS-COL	126	37	109	146	103	17	1	5	64
2.	Jaromir Jagr (Ret.)	PIT-WSH-NYR-PHI-BOS-NJ-FLA-CGY	90	39	83	122	56	8	0	7	31
3.	Peter Stastny (Ret.)	QUE-NJ	76	41	79	120	60	16	0	8	14
4.	Dave Andreychuk (Ret.)	BUF-TOR-NJ-BOS-TB	119	52	62	114	78	21	1	10	23
5.	Wayne Gretzky (Ret.)	EDM-LA-STL-NYR	57	36	73	109	74	4	3	3	27
6.	Michel Goulet (Ret.)	QUE-CHI	83	62	40	102	122	19	1	4	30
7.	Dale Haverchuk (Ret.)	WPG-BUF-STL-PHI	63	30	66	96	18	17	0	3	9
8.	Alex Ovechkin	WSH	77	40	51	91	51	12	0	8	8
	Martin St. Louis (Ret.)	CGY-TB-NYR	83	38	53	91	30	11	1	7	30
10.	Mark Recchi (Ret.)	PIT-PHI-MTL-ATL-TB-BOS	89	33	50	83	58	11	1	7	-3
11.	Vincent Lecavalier (Ret.)	TB-PHI	87	31	48	79	70	10	1	2	12
	Bobby Smith (Ret.)	MIN-MTL	73	28	51	79	44	12	0	2	12
	Joe Sakic (Ret.)	QUE-COL	61	27	52	79	20	8	2	8	-1
14.	Phil Housley (Ret.)	BUF-WPG-CGY-NJ-WSH-CHI	84	16	61	77	45	2	0	2	7
15.	Adam Oates (Ret.)	DET-STL-BOS-WSH-PHI-ANA-EDM	70	18	58	76	26	7	0	2	19
16.	Ilya Kovalchuk	ATL-NJ-LA	60	37	37	74	45	10	1	7	-11
	Anton Stastny (Ret.)	QUE	61	31	43	74	18	9	0	6	14
	Mario Lemieux (Ret.)	PIT	40	30	44	74	18	9	3	0	3
19.	Rick Middleton (Ret.)	BOS	59	28	45	73	6	9	0	3	30
20.	Mats Sundin (Ret.)	QUE-TOR-VAN	66	32	40	72	42	6	1	1	30
	Mark Messier (Ret.)	EDM-NYR-VAN	69	29	43	72	73	6	2	5	9
22.	Pierre Turgeon (Ret.)	BUF-NYI-MTL-STL-DAL-COL	64	31	39	70	31	12	2	6	15
23.	Denis Savard (Ret.)	CHI-MTL-TB	59	28	41	69	55	6	0	1	24
24.	Alexander Mogilny (Ret.)	BUF-VAN-NJ-TOR	57	31	33	64	14	14	0	5	7
	Vincent Damphousse (Ret.)	TOR-EDM-MTL-SJ	60	25	39	64	64	8	1	6	14
26.	Mats Naslund (Ret.)	MTL-BOS	64	25	38	63	8	6	1	7	3
	Dale Hunter (Ret.)	QUE-WSH	87	14	49	63	253	7	1	1	28
28.	Pat LaFontaine (Ret.)	NYI-BUF-NYR	48	25	36	61	22	8	1	4	16
	Paul Coffey (Ret.)	EDM-PIT-LA-DET-PHI-BOS	45	15	46	61	64	8	0	2	8
30.	Ryan Walter (Ret.)	WSH-MTL-VAN	75	26	34	60	69	5	1	4	23
31.	Nicklas Backstrom	WSH	57	15	44	59	34	3	1	4	4
	Luc Robitaille (Ret.)	LA-PIT-NYR-DET	43	34	25	59	31	10	0	1	12
	Olli Jokinen (Ret.)	LA-NYI-FLA-PHX-CGY-WPG-NSH-TOR	64	22	37	59	61	5	1	2	5
34.	Marian Hossa	OTT-ATL-DET-CHI	56	25	33	58	37	7	2	3	8
35.	Patrik Elias (Ret.)	NJ	57	22	35	57	20	5	1	5	23
36.	Peter Bondra (Ret.)	WSH-OTT-ATL	62	34	22	56	40	11	3	6	8
	Keith Crowder (Ret.)	BOS-LA	62	28	28	56	120	8	0	2	11
38.	Stephane Richer (Ret.)	MTL-NJ-TB-STL-PIT	75	27	28	55	50	9	0	5	-2
	Guy Carbonneau (Ret.)	MTL-DAL	97	17	38	55	47	2	2	6	17
	Larry Robinson (Ret.)	MTL-LA	71	8	47	55	18	5	0	0	34
41.	Barry Pederson (Ret.)	BOS-VAN-PIT	49	30	24	54	28	11	2	6	21
	Brian Leetch (Ret.)	NYR-BOS	55	14	40	54	28	5	0	4	9
43.	Sidney Crosby	PIT	47	15	38	53	40	5	0	4	5
	Mike Foligno (Ret.)	DET-BUF-TOR-FLA	81	27	26	53	129	3	0	6	19
	Kirk Muller (Ret.)	NJ-MTL-TOR-FLA-DAL	56	21	32	53	74	6	0	1	5
	Guy Lafleur (Ret.)	MTL-NYR-QUE	39	18	35	53	8	3	0	2	21
	Craig Janney (Ret.)	BOS-STL-SJ-PHX-TB	42	11	42	53	20	5	0	2	13
48.	Cam Neely (Ret.)	VAN-BOS	55	26	26	52	139	6	0	7	21
	Brad Richards (Ret.)	TB-DAL-NYR-CHI-DET	61	17	35	52	31	6	0	2	-2
50.	Chris Chelios (Ret.)	MTL-CHI-DET	65	14	36	50	191	5	0	1	15

## OPPONENT ALL-TIME GOALTENDING LEADERS \*Minimum 15 games played

RK.	GOALTENDER	CLUB(S)	GP	MIN	GA	SO	GAA	W-L-T/OT
1.	Chris Osgood (Ret.)	DET-NYI-STL	16	958	24	3	1.50	12-4-0
2.	Patrick Lalime (Ret.)	PIT-OTT-BUF	20	1203	35	2	1.75	11-4-4
3.	Henrik Lundqvist	NYR	43	2607	86	2	1.98	30-12-1
	Braden Holtby	WSH	22	1300	43	2	1.98	16-6-0
5.	Sergei Bobrovsky	PHI-CBJ	20	1148	40	2	2.09	11-9-0
6.	Martin Brodeur (Ret.)	NJ	62	3626	127	9	2.10	39-16-6
7.	Dominik Hasek (Ret.)	CHI-BUF-DET-OTT	42	2486	91	1	2.20	23-15-4
8.	Mike Vernon (Ret.)	CGY-DET-SJ-FLA	21	1194	44	1	2.21	15-5-1
9.	Evgeni Nabokov (Ret.)	SJ-NYI-TB	15	858	32	1	2.24	9-3-2
10.	Tuukka Rask	BOS	17	1002	38	0	2.27	9-4-3
11.	Craig Anderson	FLA-COL-OTT	20	1158	44	0	2.28	9-6-4
12.	Carey Price	MTL	28	1653	63	3	2.29	15-10-3
13.	Roberto Luongo (Ret.)	NYI-FLA-VAN	36	1964	77	2	2.35	16-15-4
	Olaf Kolzig (Ret.)	WSH	49	2939	115	4	2.35	26-14-9
15.	Craig Billington (Ret.)	NJ-OTT-BOS-COL-WSH	16	839	33	1	2.36	9-2-3
16.	Nikolai Khabibulin (Ret.)	WPG-PHX-TB-CHI-EDM	19	1113	44	3	2.37	7-7-5
17.	Marc-Andre Fleury	PIT-VGK	33	1843	73	3	2.38	18-9-5
18.	James Reimer	TOR-FLA	16	870	35	1	2.41	5-6-3
19.	Ed Belfour (Ret.)	CHI-DAL-TOR-FLA	24	1416	57	2	2.42	11-8-5
20.	Martin Biron (Ret.)	BUF-PHI-NYI-NYR	22	1245	52	1	2.51	13-4-3

**11** JORDAN  
STAAL



# YEAR-BY-YEAR REVIEW

Review of 2018-19 Season and Year-By-Year Franchise Records



# 2018-19 FINAL STANDINGS

## EASTERN CONFERENCE

ATLANTIC DIVISION							
	GP	W	L	OT	GF	GA	PTS
TAMPA BAY	82	62	16	4	325	222	128
BOSTON	82	49	24	9	259	215	107
TORONTO	82	46	28	8	286	251	100
MONTREAL	82	44	30	8	249	236	96
FLORIDA	82	36	32	14	267	280	86
BUFFALO	82	33	39	10	226	271	76
DETROIT	82	32	40	10	227	277	74
OTTAWA	82	29	47	6	242	302	64

METROPOLITAN DIVISION							
	GP	W	L	OT	GF	GA	PTS
WASHINGTON	82	48	26	8	278	249	104
NY ISLANDERS	82	48	27	7	228	196	103
PITTSBURGH	82	44	26	12	273	241	100
<b>CAROLINA</b>	<b>82</b>	<b>46</b>	<b>29</b>	<b>7</b>	<b>245</b>	<b>223</b>	<b>99</b>
COLUMBUS	82	47	31	4	258	232	98
PHILADELPHIA	82	37	37	8	244	281	82
NY RANGERS	82	32	36	14	227	272	78
NEW JERSEY	82	31	41	10	222	275	72

## WESTERN CONFERENCE

CENTRAL DIVISION							
	GP	W	L	OT	GF	GA	PTS
NASHVILLE	82	47	29	6	240	214	100
WINNIPEG	82	47	30	5	272	244	99
ST. LOUIS	82	45	28	9	247	223	99
DALLAS	82	43	32	7	210	202	93
COLORADO	82	38	30	14	260	246	90
CHICAGO	82	36	34	12	270	292	84
MINNESOTA	82	37	36	9	211	237	83

PACIFIC DIVISION							
	GP	W	L	OT	GF	GA	PTS
CALGARY	82	50	25	7	289	227	107
SAN JOSE	82	46	27	9	289	261	101
VEGAS	82	43	32	7	249	230	93
ARIZONA	82	39	35	8	213	223	86
VANCOUVER	82	35	36	11	225	254	81
ANAHEIM	82	35	37	10	199	251	80
EDMONTON	82	35	38	9	232	274	79
LOS ANGELES	82	31	42	9	202	263	71

## INDIVIDUAL SCORING LEADERS

PLAYER	TEAM	GP	G	A	PTS	+/-	PIM	PP	SH	GW	S	%
1. NIKITA KUCHEROV	TAMPA BAY	82	41	87	128	24	62	15	0	8	246	16.7
2. CONNOR MCDAVID	EDMONTON	78	41	75	116	3	20	9	1	9	240	17.1
3. PATRICK KANE	CHICAGO	81	44	66	110	2	22	9	0	7	341	12.9
4. LEON DRAISAITL	EDMONTON	82	50	55	105	2	52	16	3	5	231	21.6
5. BRAD MARCHAND	BOSTON	79	36	64	100	15	96	10	3	9	231	15.6
SIDNEY CROSBY	PITTSBURGH	79	35	65	100	18	36	12	0	3	220	15.9
7. NATHAN MACKINNON	COLORADO	82	41	58	99	20	34	12	0	6	365	11.2
JOHNNY GAUDREAU,	CALGARY	82	36	63	99	18	24	6	0	8	245	14.7
9. STEVEN STAMKOS	TAMPA BAY	82	45	53	98	4	37	19	2	6	234	19.2
10. ALEKSANDER BARKOV	FLORIDA	82	35	61	96	-3	8	13	0	5	206	17
11. MITCH MARNER	TORONTO	82	26	68	94	22	22	3	1	5	233	11.2
12. BRAYDEN POINT	TAMPA BAY	79	41	51	92	27	28	20	0	7	191	21.5
JONATHAN HUBERDEAU	FLORIDA	82	30	62	92	-14	40	11	0	5	226	13.3
14. BLAKE WHEELER	WINNIPEG	82	20	71	91	0	60	2	2	3	231	8.7
15. ALEX OVECHKIN	WASHINGTON	81	51	38	89	7	40	18	0	5	338	15.1
16. JOHN TAVARES	TORONTO	82	47	41	88	19	34	10	0	8	286	16.4
17. MIKKO RANTANEN	COLORADO	74	31	56	87	13	54	16	0	4	193	16.1
ARTEMI PANARIN	COLUMBUS	79	28	59	87	14	23	6	0	8	191	14.7
19. CLAUDE GIROUX	PHILADELPHIA	82	22	63	85	9	24	2	1	4	229	9.6
20. MARK SCHEIFELE	WINNIPEG	82	38	46	84	8	38	12	0	6	199	19.1
<b>21. SEBASTIAN AHO</b>	<b>CAROLINA</b>	<b>82</b>	<b>30</b>	<b>53</b>	<b>83</b>	<b>25</b>	<b>26</b>	<b>3</b>	<b>4</b>	<b>7</b>	<b>243</b>	<b>12.3</b>
BRENT BURNS	SAN JOSE	82	16	67	83	13	34	7	1	6	300	5.3
23. SEAN MONAHAN	CALGARY	78	34	48	82	7	12	12	0	5	211	16.1
JACK EICHEL	BUFFALO	77	28	54	82	-11	26	8	0	2	303	9.2
PHIL KESSEL	PITTSBURGH	82	27	55	82	-19	28	12	0	10	215	12.6

## GOALTENDING LEADERS (MINIMUM 25 GP)

GOALTENDER	TEAM	GP	MINS	GA	GAA
1. JORDAN BINNINGTON	ST. LOUIS	32	1876	59	1.89
2. BEN BISHOP	DALLAS	46	2637	87	1.98
3. ROBIN LEHNER	NY ISLANDERS	46	2616	93	2.13
4. THOMAS GREISS	NY ISLANDERS	43	2294	87	2.28
5. JACK CAMPBELL	LOS ANGELES	31	1593	61	2.3

## 2019 STANLEY CUP PLAYOFFS

### EASTERN CONFERENCE

Columbus def. Tampa Bay.....	4-0
Boston def. Toronto.....	4-3
<b>Carolina def. Washington.....</b>	<b>4-3</b>
NY Islanders def. Pittsburgh.....	4-0
Boston def. Columbus.....	4-2
<b>Carolina def. NY Islanders.....</b>	<b>4-0</b>
<b>Boston def. Carolina.....</b>	<b>4-0</b>

### WESTERN CONFERENCE

Dallas def. Nashville.....	4-2
St. Louis def. Winnipeg.....	4-2
Colorado def. Calgary.....	4-1
San Jose def. Vegas.....	4-3
St. Louis def. Dallas.....	4-3
San Jose def. Colorado.....	4-3
St. Louis def. San Jose.....	4-2

**St. Louis def. Boston 4-3 to win the Stanley Cup**

## 2018-19 HURRICANES SCORING

POS	NO	PLAYER	GP	TOI	G	A	PTS	+/-	PIM	PPG	SHG	GWG	S	PCTG
C	20	SEBASTIAN AHO	82	20:09	30	53	83	25	26	3	4	7	243	12.3
RW	86	TEUVO TERAVAINEN	82	17:55	21	55	76	30	12	8	1	1	167	12.6
RW	14	JUSTIN WILLIAMS	82	17:27	23	30	53	-4	44	9	0	5	237	9.7
LW	79	MICHEAL FERLAND	71	14:06	17	23	40	13	58	6	0	3	156	10.9
D	19	DOUGIE HAMILTON	82	19:40	18	21	39	0	54	2	0	2	259	6.9
LW	37	*ANDREI SVECHNIKOV	82	14:39	20	17	37	0	62	0	0	3	189	10.6
D	27	JUSTIN FAULK	82	22:25	11	24	35	9	47	6	0	3	217	5.1
D	74	JACCOB SLAVIN	82	23:02	8	23	31	0	18	5	1	1	146	5.5
LW	21	NINO NIEDERREITER	36	18:17	14	16	30	7	20	3	0	1	103	13.6
D	22	BRETT PESCE	73	20:29	7	22	29	35	24	0	0	2	98	7.1
C	11	JORDAN STAAL	50	18:17	11	17	28	6	26	0	0	1	121	9.1
C	71	LUCAS WALLMARK	81	14:48	10	18	28	-8	36	2	0	4	131	7.6
LW	23	BROCK MCGINN	82	14:19	10	16	26	10	20	0	1	0	123	8.1
RW	48	JORDAN MARTINOOK	82	14:29	15	10	25	1	38	0	1	5	146	10.3
LW	13	*WARREN FOEGELE	77	12:30	10	5	15	-17	20	0	0	3	106	9.4
D	57	TREVOR VAN RIEMSDYK	78	15:04	3	11	14	-4	10	0	0	1	102	2.9
D	44	CALVIN DE HAAN	74	18:31	1	13	14	1	20	0	0	1	102	1.0
C	42	GREG MCKEGG	41	10:40	6	5	11	-2	8	0	0	1	27	22.2
RW	8	*SAKU MAENALANEN	34	9:26	4	4	8	0	20	0	0	0	36	11.1
C	64	*CLARK BISHOP	20	9:27	1	2	3	-3	6	0	0	0	16	6.3
C/RW	88	*MARTIN NECAS	7	10:01	1	1	2	0	2	0	0	0	6	16.7
D	4	HAYDN FLEURY	20	12:32	0	1	1	4	2	0	0	0	17	0.0
D	24	*JAKE BEAN	2	8:28	0	0	0	0	2	0	0	0	1	0.0
D	46	*TREVOR CARRICK	1	11:29	0	0	0	-1	5	0	0	0	0	0.0
C/LW	59	*JANNE KUOKKANEN	7	10:55	0	0	0	-2	4	0	0	0	6	0.0
C	58	*NICOLAS ROY	6	6:57	0	0	0	0	2	0	0	0	1	0.0

## TRADED PLAYERS' CAROLINA TOTALS

POS	NO	PLAYER	GP	TOI	G	A	PTS	+/-	PIM	PP	SH	GW	S	PCTG
C	49	VICTOR RASK	26	12:02	1	5	6	-3	4	0	0	0	25	4.0
LW	7	PHIL DI GIUSEPPE	21	9:55	1	3	4	-2	8	0	0	0	27	3.7
LW	73	VALENTIN ZYKOV	13	9:45	0	3	3	-1	0	0	0	0	13	0.0

## GOALTENDING

NO	GOALTENDER	GP	MINS	GAA	W	L	OT	SO	GA	SA	SV%	G	A	PIM
34	PETR MRAZEK	40	2387	2.39	23	14	3	4	95	1104	0.914	0	1	6
35	CURTIS MCELHINNEY	33	1978	2.58	20	11	2	2	85	968	0.912	0	0	0
33	SCOTT DARLING	8	486	3.34	2	4	2	0	27	233	0.884	0	0	0
39	*ALEX NEDELJKOVIC	1	60	2.00	1	0	0	0	2	26	0.923	0	0	0
<b>TOTALS</b>		<b>82</b>	<b>4957</b>	<b>2.67</b>	<b>46</b>	<b>29</b>	<b>7</b>	<b>6</b>	<b>221</b>	<b>2343</b>	<b>.906</b>	<b>0</b>	<b>1</b>	<b>6</b>

\*Rookie

# STATISTICS

## HURRICANES POWER PLAY

<b>OVERALL:</b>	44/247	(17.8%—20th in the NHL)
<b>HOME:</b>	19/119	(16.0%—23rd in the NHL)
<b>ROAD:</b>	25/128	(19.5%—13th in the NHL)

## HURRICANES SHORTHANDED

<b>OVERALL:</b>	195/239	(81.6%—8th in the NHL)
<b>HOME:</b>	92/114	(80.7%—t-15th in the NHL)
<b>ROAD:</b>	103/125	(82.4%—8th in the NHL)

## HURRICANES BY PERIOD

	1st	2nd	3rd	OT	TOTALS
GOALS	70	83	85	5	243
SHOTS	964	919	915	24	2,822

## OPPONENTS BY PERIOD

	1st	2nd	3rd	OT	TOTALS
GOALS	67	70	79	5	221
SHOTS	785	787	750	20	2,342

## OPENING GAME ROSTER VS. NEW YORK ISLANDERS

(Home 10/4/2018)

4	Haydn Fleury (healthy extra)	D
7	Phil Di Giuseppe (healthy extra)	LW
11	Jordan Staal	C
13	Warren Foegele	LW
14	Justin Williams	RW
19	Dougie Hamilton	D
20	Sebastian Aho	C
22	Brett Pesce	D
23	Brock McGinn	LW
27	Justin Faulk	D
33	Scott Darling (injured – lower body)	G
34	Petr Mrazek	G
35	Curtis McElhinney	G
37	Andrei Svechnikov	RW
44	Calvin de Haan	D
48	Jordan Martinook	LW
49	Victor Rask (injured – upper body)	C
57	Trevor van Riemsdyk	D
71	Lucas Wallmark	C
73	Valentin Zykov	RW
74	Jacob Slavin	D
79	Micheal Ferland	LW
86	Teuvo Teravainen	RW
88	Martin Necas	C

## CLOSING GAME ROSTER AT PHILADELPHIA FLYERS

(Away 4/6/2019)

4	Haydn Fleury	D
8	Saku Maenalanen	RW
11	Jordan Staal	C
13	Warren Foegele	LW
14	Justin Williams	RW
19	Dougie Hamilton	D
20	Sebastian Aho	C
21	Nino Niederreiter	RW
22	Brett Pesce	D
23	Brock McGinn	LW
27	Justin Faulk	D
34	Petr Mrazek	G
35	Curtis McElhinney	G
37	Andrei Svechnikov	RW
42	Greg McKegg (healthy extra)	C
44	Calvin de Haan (injured – upper body)	D
48	Jordan Martinook	LW
57	Trevor van Riemsdyk	D
71	Lucas Wallmark	C
74	Jacob Slavin	D
79	Micheal Ferland	LW
86	Teuvo Teravainen	RW

## REGULAR SEASON OFFENSIVE PROFICIENCY

\*Does not include goals awarded for shootout wins

WHEN CANES SCORE:	GP	W-L-OT	PTS
No Goals	5	0-5-0	0
One Goal	18	0-16-2	2
Two Goals	10	4-5-1	9
Three Goals	17	12-2-3	27
Four Goals	14	13-1-0	26
Five Or More Goals	18	17-0-1	35
<b>Totals</b>	<b>82</b>	<b>46-29-7</b>	<b>99</b>

## REGULAR SEASON DEFENSIVE PROFICIENCY

\*Does not include goals awarded to opponents in shootout losses

WHEN CANES ALLOW:	GP	W-L-OT	PTS
No Goals	6	6-0-0	12
One Goal	14	14-0-0	28
Two Goals	15	9-4-2	20
Three Goals	25	12-11-2	26
Four Goals	14	3-9-2	8
Five Or More Goals	8	2-5-1	5
<b>Totals</b>	<b>82</b>	<b>46-29-7</b>	<b>99</b>

## OT GOALS, HAT TRICKS, SHUTOUTS AND PENALTY SHOTS

### OVERTIME GOALS

Josh Bailey	10/4/18	in a 2-1 loss vs. NY Islanders
<b>Sebastian Aho</b>	<b>10/13/18</b>	<b>in a 5-4 win at Minnesota</b>
Michael Grabner	11/2/18	in a 4-3 loss at Arizona
<b>Sebastian Aho</b>	<b>11/20/18</b>	<b>in a 3-2 win vs. Chicago</b>
Ryan Getzlaf	11/30/18	in a 2-1 loss vs. Anaheim
Mikael Backlund	1/22/19	in a 3-2 loss vs. Calgary
<b>Teuvo Teravainen</b>	<b>2/7/19</b>	<b>in a 6-5 win at Buffalo</b>
<b>Sebastian Aho</b>	<b>3/2/19</b>	<b>in a 4-3 win at Florida</b>
David Krejci	3/5/19	in a 4-3 loss at Boston
<b>Andrei Svechnikov</b>	<b>3/24/19</b>	<b>in a 2-1 win vs. Montreal</b>

### HAT TRICKS (Number in NHL Career/Number with the Hurricanes)

Tyler Johnson	10/16/18	in a 4-2 loss at Tampa Bay
Ryan O'Reilly	11/6/18	in a 4-1 loss at St. Louis
Cam Atkinson	11/17/18	in a 4-1 loss vs. Columbus
<b>Jordan Martinook (1/1)</b>	<b>11/23/18</b>	<b>in a 4-1 win vs. Florida</b>
Alex Ovechkin	12/14/18	in a 6-5 SO loss vs. Washington
<b>Sebastian Aho (2/2)</b>	<b>1/13/19</b>	<b>in a 6-3 win vs. Nashville</b>

### SHUTOUTS (Number in NHL Career/Number with the Hurricanes)

Marc-Andre Fleury	11/3/18	in a 3-0 loss at Vegas
Jonathan Quick	12/2/18	in a 2-0 loss at Los Angeles
<b>Petr Mrazek (15/1)</b>	<b>12/16/18</b>	<b>in a 3-0 win vs. Arizona</b>
Matt Murray	12/22/18	in a 3-0 loss vs. Pittsburgh
Mackenzie Blackwood	12/29/18	in a 2-0 loss at New Jersey
<b>Curtis McElhinney (9/1)</b>	<b>2/5/19</b>	<b>in a 4-0 win at Pittsburgh</b>
<b>Petr Mrazek (16/2)</b>	<b>2/8/19</b>	<b>in a 3-0 win at NY Rangers</b>
<b>Petr Mrazek (17/3)</b>	<b>2/16/19</b>	<b>in a 3-0 win vs. Dallas</b>
<b>Curtis McElhinney (10/2)</b>	<b>2/23/19</b>	<b>in a 3-0 win at Dallas</b>
<b>Petr Mrazek (18/4)</b>	<b>3/11/19</b>	<b>in a 3-0 win at Colorado</b>
Sergei Bobrovsky	3/15/19	in a 3-0 loss at Columbus

### PENALTY SHOTS

None

## RECORD BY OPPONENT

OPPONENT	GP	W-L-OT	PTS	GF	GA
Anaheim Ducks	2	1-0-1	3	5	3
Arizona Coyotes	2	1-0-1	3	6	4
Boston Bruins	3	1-1-1	3	10	10
Buffalo Sabres	3	3-0-0	6	14	10
Calgary Flames	2	0-1-1	1	5	7
Chicago Blackhawks	2	2-0-0	4	7	5
Colorado Avalanche	2	1-1-0	2	4	3
Columbus Blue Jackets	4	2-2-0	4	8	10
Dallas Stars	2	2-0-0	4	6	0
Detroit Red Wings	3	1-1-1	3	7	9
Edmonton Oilers	2	2-0-0	4	10	5
Florida Panthers	3	3-0-0	6	12	7
Los Angeles Kings	2	1-1-0	2	6	3
Minnesota Wild	2	2-0-0	4	10	5
Montreal Canadiens	3	2-1-0	4	8	8
Nashville Predators	2	2-0-0	4	11	6
New Jersey Devils	4	2-2-0	4	7	7
New York Islanders	4	1-2-1	3	7	11
New York Rangers	4	2-2-0	4	14	13
Ottawa Senators	3	2-1-0	4	10	9
Philadelphia Flyers	4	4-0-0	8	17	9
Pittsburgh Penguins	4	2-2-0	4	7	8
San Jose Sharks	2	1-1-0	2	4	8
St. Louis Blues	2	1-1-0	2	6	6
Tampa Bay Lightning	3	0-3-0	0	6	13
Toronto Maple Leafs	3	2-1-0	4	10	7
Vancouver Canucks	2	2-0-0	4	10	5
Vegas Golden Knights	2	1-1-0	2	5	5
Washington Capitals	4	0-3-1	1	9	15
Winnipeg Jets	2	0-2-0	0	2	11
<b>TOTALS</b>	<b>82</b>	<b>46-29-7</b>	<b>99</b>	<b>243</b>	<b>221</b>

\*GF/GA totals do not include goals awarded for shootout wins

## DECISION BREAKDOWN

	GP	W	L
One Goal	28	15	13*
Two Goal	20	11	9
Three Goal	28	17	11
Four Goal	4	2	2
Five Goal	1	1	0
Six Goal	0	0	0
Seven Goal	1	0	1
<b>TOTALS</b>	<b>82</b>	<b>46</b>	<b>36*</b>

\*Includes 7 overtime/shootout losses

3-on-3 Overtime	10	5	5
Shootout	4	2	2
<b>Overtime/Shootout</b>	<b>14</b>	<b>7</b>	<b>7</b>



# HIGHS AND LOWS

<b>STREAK</b>	<b>2018-19 SEASON</b>	<b>CAROLINA RECORD</b>	<b>FRANCHISE RECORD</b>
<b>Winning</b>	5 – twice, m.r., 2/21/19-3/2/19	9 – three times, m.r., 10/22/05-11/11/05 9 – 12/31/05-1/19/06 9 – 3/18/09-4/7/09	9 – 10/22/05-11/11/05 9 – 12/31/05-1/19/06 9 – 3/18/09-4/7/09
<b>Unbeaten</b>	5 – twice, m.r., 2/21/19-3/2/19 5-0-0	9 – 12/31/00-1/18/01: 7-0-2-0 9 – 10/22/05-11/11/05: 9-0-0 9 – 12/31/05-1/19/06: 9-0-0 9 – 3/18/09-4/7/09: 9-0-0	10 – 1/20-2/10, 1982: 6-0-4
<b>Points Earned</b>	6 – 2/21/19-3/5/19: 5-0-1	13 – 3/9/17-3/30/17: 9-0-4	13 – 3/9/17-3/30/17: 9-0-4
<b>Losing</b>	5 – 10/28/18-11/6/18	7 – 10/28/09-11/11/09 7 – 4/1/13-4/11/13	9 – 2/19/83-3/8/83
<b>Winless</b>	5 – 10/28/18-11/6/18: 0-4-1	14 – 10/10/09-11/13/09: 0-10-4	14 – 1/4/92-2/9/92: 0-8-6 14 – 10/10/09-11/13/09: 0-10-4
<b>Winning, Home</b>	5 – 12/23/18-1/13/19	12 – 2/20/09-4/7/09	12 – 2/20/09-4/7/09
<b>Unbeaten, Home</b>	5 – 12/23/18-1/13/19: 5-0-0	12 – 2/20/09-4/7/09: 12-0-0	12 – 2/20/09-4/7/09: 12-0-0
<b>Points Earned, Home</b>	5 – 12/23/18-1/13/19: 5-0-0	15 – 12/13/05-1/28/06: 14-0-1	15 – 12/13/05-1/28/06: 14-0-1
<b>Losing, Home</b>	3 – twice, m.r., 11/30/18-12/14/18	8 – 3/14/13-4/8/13	8 – 3/14/13-4/8/13
<b>Winless, Home</b>	3 – twice, m.r., 11/30/18-12/14/18: 0-1-2	9 – 1/17/02-3/18/02: 0-1-8-0	13 – 1/15/85-3/10/85: 0-11-2
<b>Winning, Road</b>	4 – twice, m.r., 2/12/19-3/2/19	5 – three times, m.r., 3/15/11-4/8/11: 5-0-0	6 – 11/10/90-12/7/90
<b>Unbeaten, Road</b>	4 – twice, m.r., 2/12/19-3/2/19: 4-0-0	5 – four times, m.r., 3/15/11-4/8/11: 5-0-0	8 – 11/11/96-12/5/96: 4-0-4
<b>Points Earned, Road</b>	7 – 2/12/19-3/11/19: 6-0-1	n/a	n/a
<b>Losing, Road</b>	3 – three times, m.r., 3/15/19-3/31/19	9 – 1/8/03-2/11/03: 0-7-0-2	13 – 12/18/82-2/5/83
<b>Winless, Road</b>	3 – three times, m.r., 3/15/19-3/31/19: 0-3-0	15 – 1/7/03-3/2/03: 0-11-2-2	15 – 11/11/79-1/9/80: 0-11-4 15 – 1/7/03-3/2/03: 0-11-2-2

<b>SINGLE-GAME HIGHS</b>	<b>2018-19 SEASON</b>	<b>CAROLINA RECORD</b>	<b>FRANCHISE RECORD</b>
<b>Goals</b>	8 – 10/7/18 vs. NYR	9 – twice, m.r., 4/7/09 vs. NYI	11 – four times, m.r., 3/15/86 vs. CHI
<b>Goals allowed</b>	8 – 3/8/19 vs. WPG	9 – 11/25/05 vs. ATL	12 – 2/1/83 at QUE
<b>Win margin</b>	5 – 2/26/19 vs. LA	9 – 4/7/09 vs. NYI	11 – 2/12/84 vs. EDM
<b>Loss margin</b>	7 – 3/8/19 vs. WPG	9 – 11/25/05 vs. ATL	9 – three times, m.r., 11/12/05 vs. ATL
<b>Shots</b>	57 – 10/13/18 at MIN	60 – 11/2/17 at COL	65 – 3/15/84 vs. TOR
<b>Shots allowed</b>	49 – 11/27/18 at MTL	60 – 10/25/08 at NYI	60 – 10/25/08 at NYI
<b>Shots, both teams</b>	84 – 11/10/18 vs. DET	n/a	95 – 3/21/82 at PHI
<b>Fewest shots</b>	22 – 11/27/18 at MTL	10 – 1/3/99 at MTL	10 – 1/30/99 at MTL
<b>Fewest shots allowed</b>	19 – three times, m.r., 12/10/18 at ANA	10 – twice, m.r., 3/26/07 vs. WSH	10 – twice, m.r., 3/26/07 vs. WSH
<b>Fewest shots, both teams</b>	46 – twice, m.r., 3/28/19 vs. WSH	n/a	33 – 11/20/93 vs. SJ
<b>Most PP goals</b>	3 – 12/14/18 vs. WSH	5 – twice, m.r., 3/28/08 vs. ATL	5 – twice, m.r., 3/28/08 vs. ATL
<b>Most PP goals allowed</b>	3 – 1/15/19 at NYR	5 – twice, m.r., 10/26/07 vs. MTL	5 – twice, m.r., 10/26/07 vs. MTL
<b>Most SH goals</b>	2 – 12/23/18 vs. BOS	3 – 4/7/06 at WSH	3 – 4/7/06 at WSH

<b>SINGLE-PERIOD HIGHS</b>	<b>2018-19 SEASON</b>	<b>CAROLINA RECORD</b>	<b>FRANCHISE RECORD</b>
<b>Goals</b>	5 – 1/23/19 at VAN, 2nd	6 – three times, m.r. 12/13/16 vs. VAN, 3rd	7 – twice, m.r., 10/19/85 vs. MTL, 1st
<b>Goals allowed</b>	4 – four times, m.r., 3/21/19 vs. TB, 3rd	6 – twice, m.r., 2/10/07 at MIN, 1st	7 – 12/6/82 at MTL, 3rd
<b>Shots</b>	29 – 11/21/18 vs. TOR, 1st	29 – 11/21/18 vs. TOR, 1st	32 – 3/15/84 vs. TOR, 2nd
<b>Shots allowed</b>	22 – 11/27/18 at MTL, 3rd	24 – twice, m.r., 10/24/05 vs. OTT, 3rd	28 – 1/30/82 vs. BOS, 3rd
<b>Shots, both teams</b>	40 – 11/21/18 vs. TOR, 1st	40 – 11/21/18 vs. TOR, 1st	41 – twice, m.r., 2/25/84 vs. PHI, 1st
<b>Fewest shots</b>	1 – 4/6/19 at PHI, 3rd	0 – three times, m.r., 3/18/14 at CBJ, 3rd	0 – five times, m.r., 3/18/14 at CBJ, 3rd
<b>Fewest shots allowed</b>	2 – three times, m.r., 4/2/19 at TOR, 1st	0 – 2/3/04 at COL, 3rd	0 – four times, m.r., 2/3/04 at COL, 3rd
<b>Fewest shots, both teams</b>	10 – twice, m.r., 2/23/19 at DAL, 1st	7 – three times, m.r., 12/4/98 vs. PIT, 1st	6 – 3/28/89 at BUF, 1st

# INDIVIDUAL HIGHS AND LOWS

<b>STREAK</b>	<b>2018-19 SEASON</b>	<b>CAROLINA RECORD</b>	<b>FRANCHISE RECORD</b>
<b>Goals</b>	5 – Justin Williams: 1/6/19-1/13/19	6 – three times, m.r. Jeff Skinner: 3/18/17-3/27/17	9 – Pierre Larouche; 1/25/82-2/13/82
<b>Assists</b>	12 – Sebastian Aho: 10/4/18-10/30/18	12 – Sebastian Aho: 10/4/18-10/30/18	12 – Sebastian Aho: 10/4/18-10/30/18
<b>Points</b>	12 – Sebastian Aho: 10/4/18-10/30/18 (4g, 13a)	12 – twice, m.r., Sebastian Aho: 10/4/18-10/30/18: (4g, 13a)	18 – Mike Rogers; 11/22/80-1/2/81: 19g, 20a
<b>IND. HIGHS, GAME</b>	<b>2018-19 SEASON</b>	<b>CAROLINA RECORD</b>	<b>FRANCHISE RECORD</b>
<b>Goals</b>	3 – twice, m.r., Sebastian Aho: 1/13/19 vs. NSH	4 – Eric Staal; 3/7/08 at TB	4 – three times, m.r., Eric Staal; 3/7/09 at TB
<b>Assists</b>	3 – six times, m.r., Teuvo Teravainen and Jordan Staal: 2/26/19 vs. LA	4 – ten times, m.r., Jordan Staal; 11/13/17 vs. DAL	6 – Ron Francis; 3/5/87 vs. BOS
<b>Points</b>	4 – six times, m.r., Teuvo Teravainen: 2/26/19 vs. LA (1g, 3a)	6 – Eric Staal; 3/7/09 at TB: 4g, 2a	6 – four times, m.r., Eric Staal; 3/7/09 at TB: 4g, 2a
<b>PIMs</b>	10 – twice, m.r., Dougie Hamilton and Saku Maenalanen: 2/26/19 vs. LA	26 – twice, m.r., Eric Staal, 10/23/09 at COL	42 – twice, m.r., Nick Kypreos; 12/11/92 at BUF
<b>Shots</b>	10 – Justin Williams: 2/19/19 vs. NYR	13 – Jeff Skinner, 3/13/14 vs. BUF	13 – Jeff Skinner, 3/13/14 vs. BUF
<b>IND. HIGHS, PERIOD</b>	<b>2018-19 SEASON</b>	<b>CAROLINA RECORD</b>	<b>FRANCHISE RECORD</b>
<b>Goals</b>	2 – seven times, m.r., Andrei Svechnikov: 3/11/19 at COL, 3rd	3 – six times, m.r., Teuvo Teravainen; 11/13/17 vs. DAL, 3rd	3 – six times, m.r., Teuvo Teravainen; 11/13/17 vs. DAL, 3rd
<b>Assists</b>	3 – Jordan Staal: 2/26/19 vs. LA, 2nd	3 – 12 times, m.r., Jordan Staal; 11/13/17 vs. DAL, 3rd	n/a
<b>Points</b>	3 – four times, m.r., Teuvo Teravainen and Jordan Staal: 2/26/19 vs. LA, 2nd	4 – three times, m.r., Jiri Tlustý; 2/11/13 at NYI, 3rd	n/a
<b>PIMs</b>	10 – twice, m.r., Dougie Hamilton and Saku Maenalanen: 2/26/19 vs. LA, 3rd	24 – Enrico Ciccone; 10/29/97 at NYR, 3rd and Eric Staal; 10/23/09 at COL, 3rd	n/a
<b>Shots</b>	6 – twice, m.r., Justin Williams: 3/31/19 at PIT, 3rd	7 – Eric Staal; 3/16/11 vs. TOR, 3rd	n/a
<b>GOALTENDING HIGHS</b>	<b>2018-19 SEASON</b>	<b>CAROLINA RECORD</b>	<b>FRANCHISE RECORD</b>
<b>Saves, Game</b>	48 – Curtis McElhinney: 11/27/18 at MTL	57 – Cam Ward; 10/25/08 at NYI	57 – Cam Ward; 10/25/08 at NYI
<b>Saves, Period</b>	21 – Curtis McElhinney: 11/27/18 at MTL, 3rd	24 – Martin Gerber; 10/24/05 vs. OTT, 3rd	24 – Martin Gerber; 10/24/05 vs. OTT, 3rd
<b>Win Streak</b>	6 – Petr Mrázek: 2/16/19-3/11/19	9 – Cam Ward; 3/18/09-4/7/09	9 – Cam Ward; 3/18/09-4/7/09
<b>Unbeaten Streak</b>	6 – Petr Mrázek: 2/16/19-3/11/19	9 – Arturs Irbe; 12/31/00-1/18/01 and Cam Ward: 3/18/09-4/7/09	9 – Arturs Irbe; 12/31/00-1/18/01 and Cam Ward: 3/18/09-4/7/09
<b>Losing Streak</b>	2 – nine times, m.r., Curtis McElhinney: 3/28/19-3/31/19	11 – Kevin Weekes; 12/27/02-2/11/03	11 – Kevin Weekes; 12/27/02-2/11/03
<b>Consecutive Starts in a Season</b>	4 – Scott Darling: 11/8/18-11/17/18 (2-1-1)	40 – Arturs Irbe; 11/4/00-2/7/01: 21-15-3	40 – Arturs Irbe; 11/4/00-2/7/01: 21-15-3

# RESULTS

NO.	DATE	GAME	RESULT	REC.	GF-GA	CAR SCORERS	GW	PP	PK	SF-SA	W-L GOALIE	ATTEND.
1	10/04/2018	NYI	O*	00-00-01	1-2	11	12	0-3	2-3	46-20	1 / 34	18680+
2	10/05/2018	at CBJ	W	01-00-01	3-1	48,20,79	20	0-1	3-3	35-32	35 / 72	18306+
3	10/07/2018	NYR	W	02-00-01	8-5	13,48,11,79,71,37,13,86P	37	1-4	3-4	40-24	34 / 40	13526
4	10/09/2018	VAN	W	03-00-01	5-3	11,22,20,37,13	37	0-2	2-4	33-25	35 / 25	11932
5	10/13/2018	at MIN	W*	04-00-01	5-4	11,22,20P,14,20	20	1-9	3-5	57-23	35 / 40	18715+
6	10/14/2018	at WPG	L	04-01-01	1-3	79	18	0-2	1-2	43-26	30 / 34	15321+
7	10/16/2018	at TB	L	04-02-01	2-4	79,88	37	0-4	0-1	40-27	70 / 34	19092+
8	10/20/2018	COL	L	04-03-01	1-3	79	92	0-5	3-4	43-22	31 / 35	11753
9	10/22/2018	at DET	W	05-03-01	3-1	27P,79P,48S	79	2-3	4-4	39-21	34 / 35	19515+
10	10/26/2018	SJ	W**	06-03-01	4-3	19,23,86	23	0-2	1-3	41-23	34 / 30	12311
11	10/28/2018	NYI	L	06-04-01	1-2	86	6	0-3	3-4	39-20	1 / 34	10367
12	10/30/2018	BOS	L	06-05-01	2-3	79P,19P	63	2-4	3-5	44-31	41 / 33	11357
13	11/02/2018	at ARI	O*	06-05-02	3-4	48,37,11	40	0-6	2-3	51-25	32 / 34	10562
14	11/03/2018	at VGK	L	06-06-02	0-3		77	0-3	4-4	34-25	29 / 33	18328+
15	11/06/2018	at STL	L	06-07-02	1-4	74P	15	1-5	3-4	39-20	31 / 35	16210
16	11/08/2018	at CHI	W	07-07-02	4-3	37,74P,7,44	44	1-2	2-2	34-38	33 / 50	21331+
17	11/10/2018	DET	O**	07-07-03	3-4	23,79P,19	51	1-5	2-2	52-32	45 / 33	13029
18	11/12/2018	CHI	W*	08-07-03	3-2	86P,79P,20	20	2-2	0-0	40-35	33 / 30	11221
19	11/17/2018	CBJ	L	08-08-03	1-4	20	13	0-3	4-5	31-24	72 / 33	13040
20	11/18/2018	NJ	W	09-08-03	2-1	14,79	79	0-3	3-3	25-34	35 / 35	11211
21	11/21/2018	TOR	W	10-08-03	5-2	57,14,79P,20,37	79	1-1	2-2	45-32	35 / 31	12562
22	11/23/2018	FLA	W	11-08-03	4-1	48,48,86P,48	48	1-3	1-1	39-35	35 / 34	13226
23	11/24/2018	at NYI	L	11-09-03	1-4	14P	18	1-3	1-1	27-19	1 / 33	10015
24	11/27/2018	at MTL	W	12-09-03	2-1	49,57	57	0-1	3-3	22-49	35 / 31	20835
25	11/30/2018	ANA	O*	12-09-04	1-2	37	15	0-6	3-3	34-29	36 / 35	13987
26	12/02/2018	at LA	L	12-10-04	0-2		27	0-3	4-4	34-35	32 / 34	17546
27	12/05/2018	at SJ	L	12-11-04	1-5	71P	48	1-3	1-2	40-23	31 / 35	17119
28	12/07/2018	at ANA	W	13-11-04	4-1	64,22,14,20	22	0-4	5-5	36-19	34 / 36	15573
29	12/11/2018	TOR	L	13-12-04	1-4	14P	44	1-5	4-4	30-29	31 / 34	11907
30	12/13/2018	at MTL	L	13-13-04	4-6	37,37,74,20	65	0-1	6-6	31-40	31 / 34	20407
31	12/14/2018	WSH	O**	13-13-05	5-6	48,20S,20P,86P,14P	13	3-6	1-2	27-29	70 / 33	14446
32	12/16/2018	ARI	W	14-13-05	3-0	13,37,20	13	0-5	2-2	27-23	34 / 31	13051
33	12/20/2018	DET	L	14-14-05	1-4	37	51	0-2	0-1	39-24	45 / 34	13548
34	12/22/2018	PIT	L	14-15-05	0-3		58	0-4	2-2	39-32	30 / 35	16264
35	12/23/2018	BOS	W	15-15-05	5-3	86,20S,20,27,86S	27	0-3	4-5	37-30	34 / 40	17491
36	12/27/2018	at WSH	L	15-16-05	1-3	20	77	0-4	3-4	29-33	70 / 34	18506+
37	12/29/2018	at NJ	L	15-17-05	0-2		37	0-5	3-3	37-30	29 / 35	16514+
38	12/31/2018	PHI	W	16-17-05	3-1	71,48,37	48	0-2	2-2	33-23	35 / 79	16644
39	01/03/2019	at PHI	W	17-17-05	5-3	19,14P,86P,13,86	13	2-4	3-5	28-37	34 / 30	18718
40	01/04/2019	CBJ	W	18-17-05	4-2	79,19,42,20	42	0-2	1-1	31-24	35 / 72	15346
41	01/06/2019	at OTT	W	19-17-05	5-4	27P,23S,74,19,14P	14	2-2	3-4	29-31	34 / 31	12924
42	01/08/2019	at NYI	W	20-17-05	4-3	8,42,14,74P	74	1-2	3-3	24-31	35 / 1	13769
43	01/10/2019	at TB	L	20-18-05	1-3	14	21	0-4	4-6	27-30	88 / 34	19092+
44	01/11/2019	BUF	W	21-18-05	4-3	79,14,20,20	20	0-2	3-4	30-33	35 / 40	17199
45	01/13/2019	NSH	W	22-18-05	6-3	20,8,20P,71,14P,20S	71	2-5	5-5	34-23	34 / 35	16347
46	01/15/2019	at NYR	L	22-19-05	2-6	8,8	93	0-3	0-3	36-28	30 / 35	17636
47	01/18/2019	OTT	L	22-20-05	1-4	13	9	0-2	1-1	34-26	31 / 34	15598
48	01/20/2019	at EDM	W	23-20-05	7-4	21,37,21,23,71P,48,71	71	1-1	3-4	34-21	34 / 19	18347+
49	01/22/2019	at CGY	O*	23-20-06	2-3	19,20	11	0-2	4-4	35-25	33 / 34	18508
50	01/23/2019	at VAN	W	24-20-06	5-2	21P,42,21,19,86	21	1-6	2-2	34-26	39 / 25	18373
51	02/01/2019	VGK	W	25-20-06	5-2	21,22,48,20,27	48	0-3	1-2	32-25	34 / 33	17104
52	02/03/2019	CGY	L	25-21-06	3-4	86,19,20	55	0-4	4-5	37-32	33 / 34	12621
53	02/05/2019	at PIT	W	26-21-06	4-0	48,22,79,37	48	0-2	2-2	32-23	35 / 30	18435+
54	02/07/2019	at BUF	W*	27-21-06	6-5	27,86,42,23,21P,86	86	1-3	2-2	30-39	35 / 35	17588
55	02/08/2019	at NYR	W	28-21-06	3-0	13,37,23	13	0-2	2-2	33-27	34 / 30	18006+
56	02/10/2019	at NJ	L	28-22-06	2-3	19,86P	90	1-5	3-4	35-21	1 / 34	16514+
57	02/12/2019	at OTT	W	29-22-06	4-1	79,14P,86P,86	14	2-4	2-2	37-26	35 / 31	10648
58	02/15/2019	EDM	W	30-22-06	3-1	21,71,21	71	0-2	3-3	27-41	35 / 19	14430
59	02/16/2019	DAL	W	31-22-06	3-0	14,23,79P	14	1-1	2-2	27-33	34 / 35	14369
60	02/19/2019	NYR	L	31-23-06	1-2	48	90	0-2	4-4	44-26	30 / 35	13343

NO.	DATE	GAME	RESULT	REC.	GF-GA	CAR SCORERS	GW	PP	PK	SF-SA	W-L GOALIE	ATTEND.
61	02/21/2019	at FLA	W	32-23-06	4-3	14,21,27P,14P	14	2-8	3-5	25-30	34 / 34	10750
62	02/23/2019	at DAL	W	33-23-06	3-0	71,27P,48	71	1-3	3-3	31-24	35 / 30	18532+
63	02/26/2019	LA	W	34-23-06	6-1	19,20,79,74P,86,19	20	1-2	1-1	34-23	34 / 32	13042
64	03/01/2019	STL	W	35-23-06	5-2	14,27,20S,11,37	20	0-2	3-3	24-23	35 / 34	15363
65	03/02/2019	at FLA	W*	36-23-06	4-3	23,42,22,20	20	0-0	2-2	26-34	34 / 33	13923
66	03/05/2019	at BOS	O*	36-23-07	3-4	20,20,14	46	0-5	1-1	37-38	41 / 35	17565+
67	03/08/2019	WPG	L	36-24-07	1-8	42	26	0-3	1-2	29-29	30 / 35	15928
68	03/09/2019	at NSH	W	37-24-07	5-3	21,21P,14P,48,20	48	2-5	3-3	32-34	34 / 74	17724+
69	03/11/2019	at COL	W	38-24-07	3-0	19,37,37	19	0-1	3-3	33-38	34 / 31	16711
70	03/15/2019	at CBJ	L	38-25-07	0-3		54	0-2	1-1	46-20	72 / 34	18832+
71	03/16/2019	BUF	W	39-25-07	4-2	71,37,14,11	14	0-1	2-2	29-37	35 / 35	15171
72	03/19/2019	PIT	W**	40-25-07	3-2	23,14	19	0-2	1-1	39-38	34 / 30	14677
73	03/21/2019	TB	L	40-26-07	3-6	21,19,11	24	0-3	3-5	28-32	70 / 35	13785
74	03/23/2019	MIN	W	41-26-07	5-1	11,22,37,71,86	22	0-2	3-4	33-25	34 / 40	16751
75	03/24/2019	MTL	W*	42-26-07	2-1	57,37	37	0-3	1-1	40-29	35 / 31	14437
76	03/26/2019	at WSH	L	42-27-07	1-4	19	8	0-0	2-2	28-28	70 / 34	18506+
77	03/28/2019	WSH	L	42-28-07	2-3	21,13	26	0-1	1-1	26-20	70 / 35	14680
78	03/30/2019	PHI	W	43-28-07	5-2	86P,19,27P,74S,23	27	2-2	2-3	32-32	34 / 33	17833
79	03/31/2019	at PIT	L	43-29-07	1-3	74P	7	1-2	1-1	38-28	30 / 35	18616+
80	04/02/2019	at TOR	W	44-29-07	4-1	14,19P,11,19	19	1-1	2-3	37-24	34 / 40	19097+
81	04/04/2019	NJ	W	45-29-07	3-1	13,27P,21	27	1-2	3-3	25-37	34 / 35	17645
82	04/06/2019	at PHI	W	46-29-07	4-3	13,27,86,11	11	0-2	1-2	28-31	35 / 79	19433+

\* = OVERTIME | \*\* = SHOOTOUT | + = SELLOUT

## PNC ARENA

ARENA CAPACITY: 18,680



### 2018-19

ATT. TOTALS	587,222
ATT. AVG.	14,323
NO. OF GAMES	41
PCT. OF CAPACITY	76.7%
NO. OF SELLOUTS	1

### HOME ATT.

### RECORD BY MONTH

MONTH	GP	W	L	OT	PTS	GF*	GA*
October	12	6	5	1	13	35	34
November	13	6	4	3	15	30	34
December	13	4	8	1	9	28	39
January	12	8	3	1	17	46	40
February	13	10	3	0	20	47	22
March	16	9	6	1	19	46	47
April	3	3	0	0	6	11	5
<b>TOTALS</b>	<b>82</b>	<b>46</b>	<b>29</b>	<b>7</b>	<b>99</b>	<b>243</b>	<b>221</b>

### RECORD BY DIVISION AND CONFERENCE

DIVISION	GP	W	L	OT	PTS	GF*	GA*
vs. Atlantic	24	14	8	2	30	77	72
vs. Metropolitan	28	13	13	2	28	69	73
vs. Central	14	10	4	0	20	46	36
vs. Pacific	16	9	4	3	21	51	40

CONFERENCE	GP	W	L	OT	PTS	GF*	GA*
vs. Eastern	52	27	21	4	58	146	145
vs. Western	30	19	8	3	41	97	76

### HOME AND ROAD RECORD

	GP	W	L	OT	PTS	GF*	GA*
Record at Home	41	24	13	4	52	126	106
Record on Road	41	22	16	3	47	117	115

\*Does not include goals awarded for shootout wins



# GAME BY GAME

Date	Opp.	FLEURY #4	DI GIUSEPPE #7	MAENALANEN #8	STAAL #11	FOEGELE #13	WILLIAMS #14	HAMILTON #19	AHO #20
10/4	vs. NYI	DNP	DNP	MIN	1-0,7/1 20:21	0-0,2/0 16:11	0-0,5/1 18:49	0-1,5/0 18:05	0-1,4/1 21:30
10/5	at CBJ	DNP	DNP	MIN	0-0,3/1 18:41	0-0,2/0 17:34	0-0,3/0 14:40	0-0,3/1 18:18	1-1(W),2/1 15:15
10/7	vs. NYR	DNP	0-0,1/-2 08:28	MIN	1-2,2/1 18:54	2-1,2/0 13:27	0-3,2/2 16:28	0-0,3/0 19:35	0-1,2/1 19:46
10/9	vs. VAN	0-0,1/2 15:16	0-0,0/0 06:04	MIN	1-0,2/2 19:04	1-0,7/1 17:08	0-1,0/2 15:10	0-1,3/1 18:06	1-1,2/1 18:09
10/13	at MIN	DNP	DNP	MIN	1-0,2/2 23:25	0-0,2/0 11:24	1-2,6/3 20:41	0-0,5/-1 23:10	2-2(W),5/3 20:45
10/14	at WPG	DNP	DNP	MIN	0-0,6/-2 18:08	0-0,4/-1 16:56	0-0,0/-2 18:54	0-1,3/0 21:12	0-1,2/0 20:29
10/16	at TB	DNP	DNP	MIN	0-0,1/-1 17:11	0-1,2/0 15:09	0-0,2/-2 18:23	0-0,7/-2 22:06	0-1,4/1 20:12
10/20	vs. COL	MIN	DNP	MIN	0-0,1/-1 22:39	0-0,2/-1 16:35	0-0,5/-1 15:16	0-0,6/-1 19:38	0-1,2/1 20:11
10/22	at DET	MIN	DNP	MIN	0-0,2/0 20:00	0-0,2/0 16:04	0-1,3/0 15:08	0-0,4/-1 17:02	0-1,1/0 16:15
10/26	vs. SJ	MIN	DNP	MIN	0-0,4/0 21:19	0-0,3/0 20:56	0-0,0/0 18:45	1-0,5/1 21:06	0-1,1/1 19:54
10/28	vs. NYI	MIN	DNP	MIN	0-0,3/-1 18:27	0-0,2/-1 14:31	0-0,8/-1 19:31	0-0,3/0 19:27	0-1,4/1 22:13
10/30	vs. BOS	MIN	DNP	MIN	0-1,4/-1 18:32	0-0,1/-1 17:07	0-0,6/-1 16:31	1-0,5/0 20:18	0-1,2/0 21:03
11/2	at ARI	DNP	MIN	MIN	1-0,5/1 20:07	0-0,2/-1 10:49	0-1,1/0 17:29	0-0,5/2 21:30	0-0,4/-1 20:26
11/3	at VGK	0-0,0/-1 11:12	MIN	MIN	0-0,3/-1 22:26	0-0,2/-1 13:53	0-0,2/0 16:32	0-0,4/2 22:25	0-0,3/-1 20:35
11/6	at STL	DNP	MIN	MIN	0-0,5/-1 20:17	0-0,2/-1 16:47	0-1,3/-1 16:38	0-0,3/-1 19:05	0-0,2/-2 18:27
11/8	at CHI	DNP	1-0,4/1 10:06	MIN	0-0,5/-1 20:23	0-0,2/-1 16:22	0-1,4/-1 18:28	0-0,2/-1 19:07	0-1,1/0 15:53
11/10	vs. DET	0-1,1/1 14:30	0-1,0/0 09:06	MIN	0-0,3/-1 22:30	0-0,0/-1 19:42	0-0,2/-1 17:38	1-0,3/2 18:26	0-2,3/0 18:03
11/12	vs. CHI	0-0,1/0 15:47	0-0,2/0 08:31	MIN	0-0,3/-1 21:16	0-0,0/0 11:10	0-0,2/0 17:32	0-0,2/-1 22:36	1-1(W),5/1 16:26
11/17	vs. CBJ	0-0,1/0 15:22	0-0,1/0 08:59	MIN	0-0,1/-1 18:34	0-0,1/0 13:31	0-0,2/-1 15:39	0-0,1/-2 19:38	1-0,4/0 18:04
11/18	vs. NJ	0-0,0/-1 14:44	0-0,0/0 07:41	MIN	0-1,1/1 20:24	0-0,0/0 10:46	1-0,4/1 17:03	0-1,2/1 20:22	0-0,1/0 17:53
11/21	vs. TOR	0-0,1/1 13:24	0-0,2/0 09:01	MIN	0-2,2/1 17:10	0-0,2/0 11:51	1-0,2/0 14:15	0-0,3/-1 21:15	1-0,4/0 18:05
11/23	vs. FLA	0-0,0/0 12:59	0-0,1/0 10:15	MIN	0-0,0/0 17:29	0-0,0/-1 10:33	0-0,3/0 17:52	0-0,3/0 21:53	0-1,0/-1 17:39
11/24	at NYI	INJ	0-0,2/0 11:54	MIN	0-0,0/-2 18:17	0-0,0/0 12:19	1-0,5/-4 13:19	0-1,4/-2 22:32	0-0,1/-1 19:03
11/27	at MTL	INJ	0-1,0/2 09:38	MIN	0-0,2/0 19:48	0-0,1/0 16:00	0-0,0/0 15:57	0-0,2/1 22:26	0-0,2/-1 15:55
11/30	vs. ANA	INJ	0-0,1/0 08:58	MIN	0-0,2/-1 23:00	0-0,2/0 12:11	0-0,0/0 15:02	0-1,5/1 22:25	0-1,6/-1 21:36
12/2	at LA	0-0,1/0 12:02	0-0,0/0 05:57	MIN	0-0,5/-1 24:21	0-0,1/0 08:41	0-0,0/-1 14:25	0-0,6/-2 21:59	0-0,3/-1 24:32
12/5	at SJ	DNP	0-0,1/-1 09:52	MIN	0-0,2/-1 18:26	0-0,1/2 11:21	0-0,1/-1 15:38	0-1,3/-2 20:14	0-0,6/-1 18:11
12/7	at ANA	DNP	0-0,2/1 14:45	0-0,0/0 06:49	INJ	0-0,2/0 11:15	1-0,4/0 16:00	0-0,2/1 21:02	1-0,5/2 21:07
12/11	vs. TOR	DNP	0-0,1/-1 13:41	MIN	INJ	0-0,1/2 11:54	1-0,3/0 18:51	0-0,1/-4 18:12	0-1,3/-1 19:58
12/13	at MTL	0-0,0/-1 06:48	0-1,0/-1 10:03	MIN	INJ	0-0,1/2 12:04	0-1,2/-2 14:57	0-0,4/0 19:29	1-0,3/0 21:22
12/14	vs. WSH	INJ	0-0,2/-1 11:26	MIN	INJ	0-0,0/0 09:34	1-0,3/0 19:34	0-0,1/-1 20:14	2-2,6/1 23:53
12/16	vs. ARI	INJ	0-0,2/1 14:52	MIN	INJ	1-0(W),2/1 13:17	0-1,2/1 15:45	0-0,1/0 18:35	1-0,3/1 18:31
12/20	vs. DET	INJ	0-0,3/0 09:11	MIN	0-0,2/-1 17:49	0-0,1/0 11:54	0-0,3/-2 17:44	0-0,3/-1 21:25	0-0,3/-1 20:40
12/22	vs. PIT	INJ	0-0,2/-1 09:43	MIN	0-0,2/-3 13:14	0-0,3/0 14:16	0-0,6/0 15:45	0-0,1/0 18:52	0-0,1/0 20:27
12/23	vs. BOS	INJ	DNP	MIN	INJ	0-0,2/1 16:11	0-1,1/0 13:09	0-0,3/0 15:41	2-2,7/4 21:06
12/27	at WSH	INJ	DNP	MIN	INJ	0-0,0/-1 14:33	0-0,2/-2 15:57	0-0,3/0 17:26	1-0,3/0 21:23
12/29	at NJ	INJ	DNP	MIN	INJ	0-0,1/0 13:02	0-0,1/0 17:11	0-0,3/-2 20:27	0-0,4/0 22:37
12/31	vs. PHI	INJ	DNP	MIN	INJ	0-0,2/0 13:01	0-0,5/1 18:36	0-0,4/0 17:22	0-0,2/0 19:24
1/3	at PHI	INJ	DNP	0-0,0/1 06:32	INJ	1-0(W),2/1 10:04	1-0,3/-1 16:48	1-1,2/0 14:22	0-2,1/2 20:23
1/4	vs. CBJ	MIN	0-1,1/1 11:37	INJ	INJ	0-0,2/1 11:58	0-1,5/0 17:50	1-0,5/2 17:36	1-1,2/1 18:53
1/6	at OTT	MIN	0-0,1/0 09:55	INJ	INJ	0-0,0/0 11:58	1-0(W),4/-2 16:06	1-0,1/-1 13:31	0-2,1/1 19:28
1/8	at NYI	MIN	1-0,3/0 09:23	INJ	INJ	0-1,1/0 11:23	0-1,2/2 15:41	0-1,1/2 15:47	0-0,3/0 20:23
1/10	at TB	MIN	0-0,0/0 10:39	INJ	INJ	0-0,1/0 12:08	1-0,3/0 16:06	0-1,2/0 19:23	0-0,2/-1 21:46
1/11	vs. BUF	MIN	0-0,1/-2 08:16	INJ	INJ	0-0,3/-2 10:35	1-0,2/1 17:43	0-0,3/0 15:53	2-0(W),2/4 21:42
1/13	vs. NSH	MIN	1-0,2/1 10:58	INJ	INJ	0-0,0/1 12:19	1-0,3/-2 15:32	0-0,3/-1 18:36	3-1,6/0 18:16
1/15	at NYR	MIN	2-0,4/2 10:52	INJ	INJ	0-0,2/2 13:26	0-0,1/-1 15:57	0-0,4/0 22:35	0-0,2/-1 17:44
1/18	vs. OTT	MIN	0-0,2/0 11:45	INJ	INJ	1-0,3/0 15:00	0-0,2/0 16:52	0-0,1/0 19:11	0-0,3/-1 17:39
1/20	at EDM	0-0,0/0 07:16	0-0,1/0 13:06	INJ	INJ	0-1,3/0 16:27	0-0,3/0 15:53	0-0,3/0 16:13	0-3,3/2 20:35
1/22	at CGY	DNP	0-0,1/0 11:47	INJ	INJ	0-0,0/0 13:42	0-1,4/1 16:16	1-0,4/2 22:58	1-0,3/-2 21:27
1/23	at VAN	0-0,2/2 08:10	0-1,2/0 11:39	INJ	INJ	0-0,1/0 14:27	0-0,3/1 20:11	1-1,3/4 18:37	0-2,4/1 23:01
2/1	vs. VGK	MIN	0-0,0/0 10:52	INJ	INJ	0-0,0/0 11:11	0-2,3/3 17:30	0-0,2/-1 18:57	1-0,5/3 19:31
2/3	vs. CGY	MIN	0-0,1/0 06:31	INJ	INJ	0-0,0/0 07:53	0-0,7/-2 20:36	1-1,3/2 21:36	1-1,3/1 23:39
2/5	at PIT	DNP	0-0,0/0 08:44	INJ	INJ	0-0,1/0 10:52	0-1,2/1 21:56	0-0,3/1 21:20	0-0,1/1 21:55
2/7	at BUF	DNP	0-0,3/0 07:34	INJ	INJ	0-0,0/0 10:36	0-1,1/0 20:54	0-0,3/-1 20:03	0-2,4/-2 22:56
2/8	at NYR	DNP	0-1,1/1 09:50	INJ	INJ	1-0(W),1/1 12:49	0-0,2/0 18:59	0-0,4/1 20:13	0-0,2/1 20:42
2/10	at NJ	MIN	0-0,0/-1 07:29	INJ	INJ	0-0,1/-1 09:03	0-1,3/0 21:28	1-0,2/1 20:02	0-1,3/0 24:40
2/12	at OTT	MIN	0-0,2/-1 08:31	INJ	INJ	0-0,1/-1 10:54	1-1(W),5/0 17:46	0-1,4/0 17:25	0-1,4/1 19:50
2/15	vs. EDM	MIN	0-0,1/0 07:48	INJ	INJ	0-0,0/0 08:22	0-2,2/1 18:53	0-0,1/1 19:27	0-2,5/1 19:44
2/16	vs. DAL	MIN	0-0,1/0 10:35	INJ	INJ	0-0,0/0 11:33	1-0(W),3/1 17:29	0-0,2/0 18:37	0-1,4/1 19:29
2/19	vs. NYR	MIN	0-0,1/-2 06:46	INJ	INJ	0-0,0/-2 06:54	0-0,10/0 21:26	0-1,3/1 21:37	0-0,2/0 26:25
2/21	at FLA	MIN	0-0,1/-1 08:26	INJ	INJ	0-0,0/-1 08:30	2-1(W),5/2 19:36	0-0,2/-1 17:44	0-1,3/2 22:34
2/23	at DAL	MIN	DNP	0-1,2/1 13:57	INJ	0-1,0/1 10:07	0-0,3/0 17:04	0-0,2/1 17:08	0-1,2/0 20:13
2/26	vs. LA	MIN	0-1,1/1 13:03	INJ	INJ	0-3,1/3 12:55	0-0,1/1 14:25	2-1,9/2 21:42	1-0(W),2/1 14:39
3/1	vs. STL	0-0,0/0 13:18	0-0,0/0 09:11	INJ	INJ	1-0,1/1 16:04	0-0,0/0 11:10	1-0,3/1 16:26	1-1(W),5/3 17:21
3/2	at FLA	0-0,2/1 14:50	0-0,1/1 11:11	INJ	INJ	0-1,1/-1 16:58	DNP	0-0,1/0 16:32	1-0(W),4/1 20:28
3/5	at BOS	MIN	DNP	0-0,2/-1 16:33	INJ	0-0,2/0 13:38	1-0,6/2 18:24	0-0,3/-2 21:14	2-0,7/0 21:24
3/8	vs. WPG	MIN	0-0,0/1 13:48	0-0,2/0 16:16	DNP	DNP	0-0,1/-4 13:36	0-1,2/0 20:37	0-0,1/-5 15:07
3/9	at NSH	MIN	0-0,0/-2 06:37	0-0,3/-1 14:31	0-0,1/-2 08:49	0-0,1/-2 08:49	1-0,4/1 20:46	0-0,3/-1 16:41	1-1,3/2 22:26
3/11	at COL	MIN	0-0,2/0 07:37	0-0,0/2 16:11	0-0,0/0 10:01	0-0,0/0 10:01	0-1,4/1 17:51	1-0(W),5/1 16:08	0-0,5/0 19:09
3/15	at CBJ	0-0,3/0 13:18	DNP	0-0,4/0 16:36	0-0,1/-1 12:49	0-0,0/-2 18:13	0-0,3/-1 19:53	0-0,3/-1 19:53	0-0,3/-2 20:26
3/16	vs. BUF	0-0,1/1 15:21	DNP	1-0,3/1 14:16	0-0,3/1 14:16	0-0,3/-1 12:12	1-0(W),4/1 18:10	0-1,2/1 20:24	0-1,2/2 21:37
3/19	vs. PIT	0-0,1/0 14:31	0-0,0/0 06:23	0-0,3/1 16:12	DNP	DNP	1-0,3/-1 22:28	0-1,7/1 20:40	0-0,2/-1 28:27
3/21	vs. TB	DNP	DNP	1-1,2/-1 15:46	0-0,0/-1 09:04	0-0,2/0 16:29	1-0,3/-1 17:41	0-1,0/1 17:41	0-1,2/0 19:50
3/23	vs. MIN	MIN	DNP	1-1,4/3 15:35	0-0,3/0 11:41	0-0,3/0 11:41	0-0,4/0 19:02	0-1,3/1 17:39	0-1,3/1 17:39
3/24	vs. MTL	MIN	0-0,2/0 06:53	0-1,4/1 19:33	DNP	DNP	0-0,2/0 20:15	0-0,4/-1 18:46	0-0,3/0 21:00
3/26	at WSH	MIN	0-0,1/0 10:31	0-0,1/1 17:48	DNP	DNP	0-1,3/-1 17:50	1-0,4/-1 19:10	0-0,2/-1 17:57
3/28	vs. WSH	MIN	DNP	0-0,0/1 19:05	1-0,3/1 10:02	1-0,3/1 10:02	0-0,2/0 22:04	0-1,3/0 20:25	0-1,3/0 20:25
3/30	vs. PHI	MIN	DNP	0-1,3/3 17:53	0-0,0/0 08:19	0-1,2/0 16:21	1-0,4/2 19:41	0-1,3/0 18:23	0-1,3/0 18:23
3/31	at PIT	MIN	DNP	0-0,1/-1 18:57	0-0,2/-1 09:34	0-0,7/-1 22:44	0-0,1/-2 22:57	0-0,3/-1 23:01	0-0,3/-1 23:01
4/2	at TOR	0-0,1/0 07:13	DNP	1-1,2/2 17:10	0-0,1/0 08:18	1-0,4/2 18:32	2-0(W),5/2 20:11	0-0,0/1 21:21	0-0,0/1 21:21
4/4	vs. NJ	0-0,0/-1 11:17	DNP	0-0,0/0 15:00	1-0,1/1 08:26	1-0,1/1 08:26	0-1,4/1 18:55	0-1,2/1 20:51	0-1,2/1 21:32
4/6	at PHI	0-0,1/0 13:22	0-0,0/0 09:01	1-1(W),3/2 16:46	1-0,1/1 09:56	0-0,2/0 18:28	0-1,4/0 21:43	0-0,3/0 20:17	0-0,3/0 20:17

Skaters: Goals-Assists (Game Winning) Shots / (+/-) TOI

# GAME BY GAME

Date	Opp.	NIEDERREITER #21	PESCE #22	MCGINN #23	BEAN #24	FAULK #27	SVECHNIKOV #37	MCKEKG #42	DE HAAN #44
10/4	vs. NYI		0-0,3/0 21:00	0-0,3/-1 15:28	MIN	0-0,1/0 21:24	0-0,3/0 11:48	MIN	0-0,1/0 17:14
10/5	at CBJ		0-0,0/2 19:26	0-0,0/0 15:25	MIN	0-0,2/0 20:19	0-1,0/1 10:43	MIN	0-0,4/-1 20:17
10/7	vs. NYR		0-0,5/0 19:38	0-0,0/-1 13:13	MIN	0-2,4/3 21:11	1-1(W),2/2 13:17	MIN	0-1,1/5 18:10
10/9	vs. VAN		1-0,2/2 20:52	0-0,1/-1 14:56	MIN	0-0,1/1 21:18	1-0(W),2/1 11:57	MIN	0-0,0/1 20:03
10/13	at MIN		1-1,2/3 18:56	0-0,0/0 12:37	MIN	0-2,8/0 21:37	0-0,2/-1 14:27	MIN	0-0,4/-1 14:07
10/14	at WPG		0-0,1/-1 18:24	0-0,2/0 11:55	MIN	0-0,3/-1 21:06	0-0,7/0 12:38	MIN	0-0,0/0 18:24
10/16	at TB		0-0,1/0 18:39	0-0,1/0 10:29	MIN	0-0,2/-1 20:19	0-0,1/-3 16:43	MIN	0-0,2/0 16:45
10/20	vs. COL		0-0,1/0 18:31	0-0,0/0 12:15	MIN	0-0,3/1 22:37	0-0,6/-1 13:51	MIN	0-0,0/0 15:48
10/22	at DET		0-0,0/1 22:56	0-0,4/-1 14:41	MIN	1-0,3/0 19:46	0-0,2/0 12:49	MIN	0-0,1/0 18:10
10/26	vs. SJ		0-0,1/1 21:10	1-0,5/1 15:44	MIN	0-0,4/1 22:46	0-0,0/0 10:12	MIN	0-0,2/1 19:13
10/28	vs. NYI		0-0,1/1 19:14	0-0,2/0 14:00	MIN	0-0,4/-1 21:28	0-0,3/0 10:48	MIN	0-0,1/-1 18:36
10/30	vs. BOS		0-0,2/-1 19:42	0-0,1/0 12:10	MIN	0-0,0/0 22:02	0-0,2/0 13:00	MIN	0-0,1/0 17:31
11/2	at ARI		0-0,2/1 17:55	0-1,1/1 15:19	MIN	0-1,3/0 23:35	1-0,4/1 16:36	MIN	0-0,1/-1 15:41
11/3	at VGK		0-0,1/-1 17:02	0-0,1/0 17:38	MIN	0-0,6/0 23:14	0-0,1/-1 16:18	MIN	0-0,0/0 18:31
11/6	at STL		0-0,0/-1 18:06	0-0,2/0 13:39	MIN	0-0,4/-1 22:53	0-0,4/-1 15:48	MIN	0-0,1/0 17:05
11/8	at CHI		0-0,3/0 21:39	0-1,1/1 17:42	MIN	0-1,1/2 20:15	1-0,1/0 11:56	MIN	1-0(W),1/3 20:01
11/10	vs. DET		0-0,2/-2 20:39	1-0,3/0 10:35	MIN	0-0,4/0 23:15	0-0,5/0 16:19	MIN	0-0,4/-1 18:33
11/12	vs. CHI		INJ	0-0,4/-1 19:59	MIN	0-1,2/0 22:06	0-2,3/-1 15:25	MIN	0-0,1/-1 21:02
11/17	vs. CBJ		INJ	0-0,1/0 15:02	MIN	0-0,3/0 21:29	0-0,2/-1 13:03	MIN	0-0,1/0 19:38
11/18	vs. NJ		INJ	0-1,2/1 17:11	MIN	0-0,2/1 23:59	0-0,1/0 15:20	MIN	0-0,1/1 23:06
11/21	vs. TOR		INJ	0-1,2/1 17:37	MIN	0-0,3/2 22:48	1-0,8/2 15:17	MIN	0-1,3/1 23:03
11/23	vs. FLA		INJ	0-0,2/0 18:15	MIN	0-0,5/1 22:44	0-2,2/3 17:16	MIN	0-0,2/2 20:33
11/24	at NYI		INJ	0-0,3/-2 13:39	MIN	0-0,2/-1 23:04	0-0,2/0 17:10	MIN	0-0,3/-1 22:48
11/27	at MTL		INJ	0-1,0/2 15:14	0-0,1/0 08:07	0-0,4/-1 23:32	0-0,1/0 13:59	MIN	0-1,2/0 21:48
11/30	vs. ANA		INJ	0-0,1/0 12:21	0-0,0/0 08:48	0-0,3/-2 26:11	1-0,3/0 16:39	MIN	0-0,1/0 21:04
12/2	at LA		INJ	0-0,5/-1 14:49	MIN	0-0,2/0 24:14	0-0,2/-1 14:58	MIN	0-0,1/0 20:23
12/5	at SJ		0-0,2/-1 15:06	0-0,2/0 15:13	MIN	0-0,4/-2 24:00	0-0,4/-1 15:20	MIN	0-0,0/-1 21:19
12/7	at ANA		1-0(W),3/1 13:19	0-0,2/1 15:30	MIN	0-0,1/1 23:44	0-1,4/1 15:29	MIN	0-0,4/1 19:49
12/11	vs. TOR		0-0,1/-1 18:33	0-0,1/-2 15:40	MIN	0-0,4/0 22:32	0-0,4/-1 19:24	MIN	0-0,1/-1 17:12
12/13	at MTL		0-2,1/0 20:19	0-0,1/0 14:36	MIN	0-0,2/-3 23:27	2-0,7/-1 16:46	MIN	0-0,2/0 23:43
12/14	vs. WSH		0-0,0/1 20:13	0-0,0/-1 09:57	MIN	0-1,2/-2 23:12	0-1,2/-1 22:33	MIN	0-1,0/-2 17:26
12/16	vs. ARI		0-1,0/1 19:40	0-0,2/0 09:26	MIN	0-1,2/2 21:26	1-0,2/1 13:58	MIN	0-2,4/3 18:38
12/20	vs. DET		0-0,2/-1 18:57	0-0,0/0 12:57	MIN	0-1,3/1 22:58	1-0,2/-1 16:57	MIN	0-1,3/1 18:36
12/22	vs. PIT		0-0,1/-1 20:06	0-0,1/-1 10:07	MIN	0-0,1/-2 19:45	0-0,5/-2 17:31	MIN	0-0,1/-1 18:28
12/23	vs. BOS		0-0,1/0 21:15	0-0,0/0 11:56	MIN	1-0(W),3/3 21:14	0-0,2/1 17:25	MIN	0-0,1/3 20:52
12/27	at WSH		0-0,0/0 18:57	0-0,1/0 10:43	MIN	0-0,4/-1 23:35	0-0,1/0 18:23	MIN	0-0,1/-1 19:13
12/29	at NJ		0-0,1/0 17:15	0-0,1/-1 14:27	MIN	0-0,1/-2 20:56	0-0,3/-2 13:02	MIN	0-0,3/0 18:37
12/31	vs. PHI		0-1,2/3 19:38	0-0,2/0 12:36	MIN	0-0,1/0 23:08	1-0,1/2 14:50	MIN	0-0,3/-1 20:36
1/3	at PHI		0-0,1/0 21:32	0-1,1/2 16:23	MIN	0-1,4/2 25:26	0-0,2/0 15:35	MIN	0-2,0/2 20:19
1/4	vs. CBJ		0-1,2/1 21:56	0-1,0/0 15:30	MIN	0-0,3/0 19:38	0-0,0/0 13:18	1-1(W),2/2 10:17	0-0,0/-1 18:46
1/6	at OTT		0-0,0/2 21:59	1-1,4/2 16:31	MIN	1-1,3/-1 24:18	0-0,3/0 12:34	0-0,0/0 11:01	0-0,2/-1 22:59
1/8	at NYI		0-0,0/-1 19:59	0-0,2/0 17:00	MIN	0-0,2/-1 23:07	0-0,3/-1 12:34	1-1,1/1 13:18	0-0,2/1 21:30
1/10	at TB		0-0,0/0 20:25	0-0,3/0 13:52	MIN	0-0,2/0 20:16	0-0,0/0 14:54	0-0,1/1 12:25	0-0,2/0 19:23
1/11	vs. BUF		0-0,2/2 23:00	0-0,2/0 16:45	MIN	0-0,3/0 20:26	0-0,1/0 12:33	0-0,2/0 14:39	0-0,2/0 21:52
1/13	vs. NSH		0-1,1/2 18:12	0-1,2/1 17:19	MIN	0-1,4/-2 21:54	0-0,2/-1 14:25	0-0,0/0 13:51	0-1,1/1 20:23
1/15	at NYR		0-0,2/-1 19:09	0-0,2/0 13:47	MIN	0-1,3/1 19:29	0-0,3/-1 16:20	0-0,3/-2 16:06	0-0,0/0 17:34
1/18	vs. OTT	0-0,4/-1 16:57	0-0,4/-1 19:36	0-0,0/-1 14:47	MIN	0-0,6/-2 22:00	0-0,2/-1 14:18	0-0,0/-1 15:35	0-0,2/-2 19:07
1/20	at EDM	2-0,3/0 15:07	0-1,1/3 22:32	1-0,2/3 18:00	MIN	0-0,1/2 21:33	1-2,1/1 14:33	0-0,0/0 12:56	0-0,2/0 16:54
1/22	at CGY	0-0,2/0 17:28	0-0,0/0 19:45	0-1,2/1 13:02	MIN	0-0,2/-1 22:41	0-0,1/-1 12:05	0-0,0/0 11:39	0-0,2/-2 16:19
1/23	at VAN	2-0(W),8/0 18:16	0-0,0/-1 18:16	0-0,1/-1 18:07	MIN	0-0,1/-1 21:35	0-0,1/0 12:23	1-1,1/2 15:39	0-0,0/-1 13:33
2/1	vs. VGK	1-0,5/3 17:17	1-0,5/4 19:35	0-1,0/2 14:19	MIN	1-1,2/5 21:30	0-0,3/2 16:42	0-0,0/0 11:14	0-0,1/0 19:06
2/3	vs. CGY	0-0,2/1 18:57	0-0,1/0 21:51	0-0,1/-1 14:34	MIN	0-0,0/-1 23:07	0-0,2/-2 14:59	0-0,1/0 05:24	0-0,2/-1 15:26
2/5	at PIT	0-1,3/1 20:28	1-0,2/2 20:52	0-1,2/2 13:06	MIN	0-0,4/2 23:10	1-0,2/2 13:32	0-0,1/0 09:33	0-0,2/1 17:00
2/7	at BUF	1-0,8/-2 21:41	0-0,0/0 23:10	1-0,1/0 15:16	MIN	1-0,2/0 24:23	0-2,4/1 14:04	1-0,1/1 08:42	0-1,1/0 16:10
2/8	at NYR	0-0,2/0 17:14	0-2,2/1 20:51	1-1,1/2 13:34	MIN	0-0,3/1 23:35	1-0,3/1 13:57	0-0,3/1 11:16	0-0,0/0 17:00
2/10	at NJ	0-2,3/0 19:22	0-0,2/-2 18:34	0-0,2/0 14:37	MIN	0-0,4/-1 22:13	0-0,0/0 14:18	0-0,1/-1 10:20	0-0,2/0 16:27
2/12	at OTT	0-1,2/0 17:34	0-0,1/0 19:20	0-0,1/0 17:56	MIN	0-0,1/1 20:58	0-0,4/0 14:55	0-0,2/-1 11:02	0-0,1/0 20:56
2/15	vs. EDM	2-0,4/1 18:48	0-0,3/1 20:53	0-0,1/0 16:15	MIN	0-0,0/1 20:19	0-0,1/0 15:54	0-0,0/0 08:42	0-0,2/-1 17:09
2/16	vs. DAL	0-1,2/1 17:22	0-0,1/2 20:38	1-0,3/1 15:10	MIN	0-1,2/2 22:27	0-1,0/1 13:11	0-0,0/0 10:12	0-0,0/0 19:13
2/19	vs. NYR	0-0,2/0 21:13	0-0,4/-1 22:01	0-0,2/0 14:39	MIN	0-0,5/0 20:26	0-1,2/1 13:11	0-0,0/-1 07:09	0-0,2/-1 17:56
2/21	at FLA	1-1,3/2 20:00	0-1,1/1 18:44	0-0,0/0 16:06	MIN	1-0,3/1 28:49	0-0,1/0 11:35	0-0,1/-1 07:57	0-0,2/1 14:55
2/23	at DAL	0-0,0/0 16:53	0-0,0/1 20:20	0-0,2/1 18:06	MIN	1-0,3/0 25:13	0-0,2/0 13:50	0-1,0/1 09:07	0-0,2/0 16:48
2/26	vs. LA	0-0,1/1 14:06	0-0,0/1 24:02	0-0,1/-1 16:59	MIN	0-0,1/0 12:20	0-0,3/0 19:55	DNP	0-0,0/1 20:37
3/1	vs. STL	0-2,4/2 15:53	0-2,0/2 22:54	0-0,2/0 15:18	MIN	1-1,2/3 23:52	1-0,1/-1 14:48	0-0,0/0 12:38	INJ
3/2	at FLA	0-1,4/1 18:22	1-0,1/1 20:53	1-0,2/1 12:50	MIN	0-0,0/0 23:42	0-0,1/0 11:20	1-0,1/1 11:52	INJ
3/5	at BOS	0-1,2/1 21:23	0-1,0/2 17:44	0-0,3/0 13:29	MIN	0-1,1/0 21:27	0-0,0/-2 13:04	0-0,1/0 13:57	0-1,0/1 17:58
3/8	vs. WPG	0-0,3/-6 15:56	0-0,0/-3 17:35	0-0,0/-1 15:15	MIN	0-0,2/-3 22:46	0-0,1/-1 15:40	1-0,2/-1 14:00	0-1,1/-2 19:20
3/9	at NSH	2-0,5/2 20:06	0-2,1/2 21:42	0-0,1/1 16:44	MIN	0-1,4/-2 24:07	0-0,1/0 12:54	0-0,1/-2 07:11	0-0,0/-1 16:19
3/11	at COL	0-0,2/0 16:17	0-1,1/3 24:41	0-0,0/0 17:30	MIN	0-1,3/2 22:11	2-1,3/3 13:41	0-0,0/0 07:36	0-0,1/0 14:49
3/15	at CBJ	0-0,4/-2 18:15	0-0,3/-1 24:06	0-0,3/-1 12:12	MIN	0-0,4/-2 23:20	0-0,3/0 15:13	0-0,1/-1 11:20	INJ
3/16	vs. BUF	0-1,1/1 18:26	0-1,2/0 22:06	0-0,1/0 13:47	MIN	0-1,2/0 22:17	1-0,1/1 13:41	0-0,0/-1 09:29	INJ
3/19	vs. PIT	0-1,2/-1 21:32	0-0,1/-1 24:32	1-0,2/1 08:53	MIN	0-1,3/-1 25:31	0-0,3/0 15:13	0-0,0/1 06:38	INJ
3/21	vs. TB	1-0,4/0 18:26	0-1,0/0 22:50	0-0,1/-2 13:05	MIN	0-0,1/0 21:36	0-1,2/1 13:46	0-0,0/0 11:05	0-0,1/-1 18:40
3/23	vs. MIN	0-0,0/1 14:55	1-0(W),2/5 20:51	0-0,0/0 13:29	MIN	0-1,6/4 20:42	1-0,4/3 14:12	0-0,0/0 10:36	0-0,0/1 18:21
3/24	vs. MTL	0-0,2/0 20:28	0-0,2/0 24:29	0-0,0/0 10:31	MIN	0-0,2/1 25:30	1-0(W),1/1 17:51	0-0,0/0 07:34	0-0,3/1 17:04
3/26	at WSH	0-1,2/-2 17:20	0-0,1/-2 22:34	0-0,1/0 12:33	MIN	0-0,1/-2 24:10	0-0,3/0 14:20	0-0,0/0 11:26	0-0,0/0 17:21
3/28	vs. WSH	1-0,4/0 19:19	0-1,3/1 20:44	0-0,2/0 10:48	MIN	0-1,0/1 21:10	0-0,3/0 16:44	0-0,0/0 10:01	0-0,0/-2 15:19
3/30	vs. PHI	0-1,1/0 15:50	0-1,1/1 21:29	1-1,1/2 12:23	MIN	1-0(W),3/1 21:25	0-0,4/0 15:44	0-0,0/-1 09:26	0-0,0/0 18:06
3/31	at PIT	0-0,3/-1 20:43	0-0,3/0 23:44	0-0,0/-1 09:18	MIN	0-0,2/0 23:21	0-1,1/-1 16:13	0-0,0/-1 10:00	0-0,1/-1 07:08
4/2	at TOR	0-1,3/2 19:10	0-0,1/0 26:31	0-0,3/1 10:33	MIN	0-0,3/1 25:29	0-0,5/0 13:52	0-0,0/0 07:38	INJ
4/4	vs. NJ	1-0,1/1 18:35	0-1,0/1 21:39	0-0,3/1 14:06	MIN	1-0(W),4/0 23:04	0-0,0/-1 12:03	0-0,1/1 06:36	INJ
4/6	at PHI	0-1,2/1 18:47	0-0,0/1 20:28	0-2,0/0 13:58	MIN	1-0,3/1 23:03	0-0,0/-1 15:13	DNP	INJ

Skaters: Goals-Assists (Game Winning) Shots / (+/-) TOI

# GAME BY GAME

Date	Opp.	CARRICK #46	MARTINOOK #48	RASK #49	VAN RIEMSDYK #57	ROY #58	KUOKKANEN #59	BISHOP #64	WALLMARK #71
10/4	vs. NYI	MIN	0-0,1/-1 10:56	INJ	0-0,2/0 17:52	MIN	MIN	MIN	0-0,1/-1 08:39
10/5	at CBJ	MIN	1-0,3/1 17:04	INJ	0-0,2/1 19:56	MIN	MIN	MIN	0-0,3/1 14:17
10/7	vs. NYR	MIN	1-1,2/3 14:32	INJ	0-0,1/-2 12:51	MIN	MIN	MIN	1-0,3/2 13:09
10/9	vs. VAN	MIN	0-0,1/2 16:42	INJ	DNP	MIN	MIN	MIN	0-0,2/1 15:17
10/13	at MIN	MIN	0-0,4/-2 12:22	INJ	0-1,2/2 13:52	MIN	MIN	MIN	0-0,0/-2 13:17
10/14	at WPG	MIN	0-0,5/0 12:27	INJ	0-0,0/0 17:06	MIN	MIN	MIN	0-0,3/0 13:14
10/16	at TB	MIN	0-0,2/-1 14:42	INJ	0-0,2/0 15:42	MIN	MIN	MIN	0-0,3/-1 14:30
10/20	vs. COL	MIN	0-0,3/-1 14:34	INJ	0-0,0/-1 13:43	MIN	MIN	0-0,0/0 07:10	0-0,0/-1 11:32
10/22	at DET	MIN	1-0,1/1 16:36	INJ	0-0,2/0 17:48	MIN	MIN	0-0,1/0 08:38	0-0,3/0 14:08
10/26	vs. SJ	MIN	0-0,3/1 14:11	INJ	0-0,2/0 18:03	0-0,0/0 07:32	MIN	MIN	0-0,1/1 12:54
10/28	vs. NYI	MIN	0-0,1/0 13:45	INJ	0-1,0/1 15:17	0-0,1/0 07:04	MIN	MIN	0-0,0/0 11:30
10/30	vs. BOS	MIN	0-0,4/0 16:04	INJ	0-0,6/-1 15:31	0-0,0/0 05:56	MIN	MIN	0-0,1/0 13:02
11/2	at ARI	MIN	1-0,2/0 13:18	INJ	0-1,0/0 12:56	0-0,0/0 08:03	MIN	MIN	0-1,4/0 13:27
11/3	at VGK	MIN	0-0,1/-1 14:49	INJ	DNP	0-0,0/0 07:03	MIN	MIN	0-0,2/-1 12:17
11/6	at STL	MIN	0-0,1/-1 14:21	INJ	0-0,1/0 14:38	0-0,0/0 06:04	MIN	MIN	0-1,5/-1 17:14
11/8	at CHI	MIN	0-1,3/0 15:38	INJ	0-0,1/-3 14:42	MIN	MIN	0-0,1/1 11:50	0-2,0/0 15:14
11/10	vs. DET	MIN	0-0,5/0 14:02	INJ	DNP	MIN	MIN	0-0,2/0 10:05	0-0,8/0 16:44
11/12	vs. CHI	MIN	0-0,3/-1 16:18	INJ	0-0,0/0 14:43	MIN	MIN	0-0,2/0 08:29	0-0,4/-1 15:11
11/17	vs. CBJ	MIN	0-0,1/-1 14:24	INJ	0-1,2/-1 18:01	MIN	MIN	0-0,1/0 09:57	0-0,3/-1 15:06
11/18	vs. NJ	MIN	0-0,1/0 14:28	INJ	0-0,1/-1 12:57	MIN	MIN	0-0,1/0 06:54	0-0,2/0 16:25
11/21	vs. TOR	MIN	0-1,1/2 14:59	0-0,2/0 10:32	1-0,2/1 15:36	MIN	MIN	MIN	0-1,3/2 14:50
11/23	vs. FLA	MIN	3-0(W),7/3 13:58	0-0,0/0 09:21	0-0,0/1 15:20	MIN	MIN	MIN	0-3,3/3 15:32
11/24	at NYI	0-0,0/-1 11:29	0-0,2/-2 12:45	0-0,0/0 14:11	0-0,0/-1 14:42	MIN	MIN	MIN	0-1,0/-1 14:48
11/27	at MTL	MIN	0-0,0/0 16:30	1-0,3/2 10:06	1-0(W),2/1 18:05	MIN	MIN	MIN	0-0,0/0 15:51
11/30	vs. ANA	MIN	0-0,5/-1 12:51	0-0,2/0 14:31	0-0,0/0 12:34	MIN	MIN	0-0,0/0 09:15	0-0,3/0 15:14
12/2	at LA	MIN	0-0,1/-1 13:39	0-0,2/0 12:14	0-0,1/0 15:03	MIN	MIN	0-0,0/0 05:38	0-0,2/-1 15:37
12/5	at SJ	MIN	0-0,3/-1 13:52	0-0,1/-1 14:58	0-0,0/0 16:32	MIN	MIN	0-0,1/-1 10:16	1-0,3/-1 15:31
12/7	at ANA	MIN	0-0,2/2 16:52	0-0,1/-1 10:10	0-0,0/1 13:37	MIN	MIN	1-1,3/2 11:03	0-0,0/-1 18:07
12/11	vs. TOR	MIN	0-0,1/-1 14:25	0-1,2/-1 11:54	0-0,0/-1 15:48	MIN	MIN	0-0,0/-2 12:41	0-0,4/0 18:34
12/13	at MTL	MIN	0-0,2/0 16:11	0-0,0/0 10:21	DNP	MIN	0-0,0/1 10:51	0-0,1/-1 08:30	0-1,1/-2 17:29
12/14	vs. WSH	MIN	1-0,4/-1 15:30	0-0,1/-1 14:06	0-0,0/0 14:48	MIN	0-0,1/-1 12:23	0-0,0/-2 08:18	0-0,3/0 21:22
12/16	vs. ARI	MIN	0-0,1/1 13:49	0-0,1/0 11:46	0-0,0/0 15:14	MIN	0-0,2/0 15:47	0-0,0/1 13:49	0-0,1/1 19:09
12/20	vs. DET	MIN	0-0,1/0 15:16	0-0,1/0 09:36	0-0,1/-2 13:21	MIN	MIN	DNP	0-0,1/-1 17:43
12/22	vs. PIT	MIN	0-0,3/-2 16:43	0-0,3/0 14:38	0-0,2/-1 15:37	MIN	MIN	MIN	0-0,2/0 17:48
12/23	vs. BOS	MIN	0-0,0/-1 16:17	0-0,1/0 09:54	0-0,2/0 13:53	MIN	0-0,2/0 11:11	0-0,2/-1 10:08	0-0,4/-1 17:34
12/27	at WSH	MIN	0-0,0/0 15:23	0-0,1/-1 08:21	0-0,1/1 11:45	MIN	0-0,0/-1 09:09	0-0,1/0 13:41	0-0,0/0 16:35
12/29	at NJ	MIN	0-0,5/-1 14:38	0-0,1/-1 10:30	0-0,5/0 13:28	MIN	0-0,1/0 08:41	0-0,0/0 13:03	0-0,1/-2 16:17
12/31	vs. PHI	MIN	1-0(W),1/2 18:37	0-0,0/0 13:45	0-0,1/0 16:01	MIN	0-0,0/-1 08:24	0-1,0/0 07:28	1-0,2/2 18:10
1/3	at PHI	MIN	0-0,1/-1 16:08	0-0,1/0 16:04	0-0,0/0 13:02	MIN	MIN	0-0,0/0 02:15	0-0,0/0 19:07
1/4	vs. CBJ	MIN	0-0,1/0 15:44	0-0,0/0 14:33	0-0,1/1 14:36	MIN	MIN	INJ	0-0,1/0 17:36
1/6	at OTT	MIN	0-0,0/-1 16:50	0-1,0/0 11:15	0-0,3/-1 14:27	MIN	MIN	INJ	0-0,1/-2 16:06
1/8	at NYI	MIN	0-0,1/-2 15:39	0-2,0/0 10:44	0-1,0/2 17:16	MIN	MIN	INJ	0-0,0/-1 14:59
1/10	at TB	MIN	0-0,2/0 11:56	0-0,1/0 12:05	0-1,1/1 16:17	MIN	MIN	INJ	0-0,1/0 13:22
1/11	vs. BUF	MIN	0-0,1/0 12:29	0-0,0/-2 09:51	0-1,1/0 13:11	MIN	MIN	INJ	0-0,0/0 15:44
1/13	vs. NSH	MIN	0-0,1/0 14:00	0-0,1/1 13:14	0-0,2/1 17:35	MIN	MIN	INJ	1-0(W),2/0 14:44
1/15	at NYR	MIN	0-0,1/0 12:02	0-1,0/2 14:06	0-0,3/-1 17:19	MIN	MIN	INJ	0-0,0/0 13:53
1/18	vs. OTT	MIN	0-0,0/-1 14:24	DNP	0-0,3/0 14:49	MIN	MIN	INJ	0-0,0/-1 13:35
1/20	at EDM	MIN	1-0,4/1 16:00	0-0,1/0 16:09	0-0,1/0 16:09	MIN	MIN	MIN	2-1(W),3/1 16:05
1/22	at CGY	MIN	0-0,2/1 13:48	0-0,4/-1 12:52	0-0,4/-1 12:52	MIN	MIN	MIN	0-0,2/0 13:49
1/23	at VAN	MIN	0-0,1/2 12:55	0-0,3/-1 14:10	0-0,3/-1 14:10	MIN	MIN	MIN	0-0,1/-1 17:03
2/1	vs. VGK	MIN	1-0(W),2/2 14:49	0-0,1/0 15:43	0-0,1/0 15:43	MIN	MIN	MIN	0-0,0/-1 13:45
2/3	vs. CGY	MIN	0-0,0/-2 16:01	0-0,1/-1 09:51	0-0,1/-1 09:51	MIN	MIN	MIN	0-1,2/1 14:03
2/5	at PIT	MIN	1-0(W),2/2 13:51	0-1,0/1 12:55	0-1,0/1 12:55	MIN	MIN	MIN	0-1,3/1 14:07
2/7	at BUF	MIN	0-2,0/1 14:29	0-1,0/1 14:45	0-1,0/1 14:45	MIN	MIN	MIN	0-0,0/-1 15:00
2/8	at NYR	MIN	0-0,4/2 14:51	0-0,0/0 14:16	0-0,0/0 14:16	MIN	MIN	MIN	0-0,1/0 13:45
2/10	at NJ	MIN	0-0,0/0 12:05	0-0,2/0 14:43	0-0,2/0 14:43	MIN	MIN	MIN	0-0,1/0 12:42
2/12	at OTT	MIN	0-0,1/0 17:35	0-0,1/0 16:59	0-0,1/0 16:59	MIN	MIN	MIN	0-0,1/1 11:20
2/15	vs. EDM	MIN	0-0,1/0 14:46	0-0,2/0 14:32	0-0,2/0 14:32	MIN	MIN	MIN	1-0(W),1/1 15:44
2/16	vs. DAL	MIN	0-0,2/1 16:05	0-0,2/0 15:49	0-0,2/0 15:49	MIN	MIN	MIN	0-1,1/0 13:39
2/19	vs. NYR	MIN	1-0,4/1 15:52	0-0,0/-1 12:34	0-0,0/-1 12:34	MIN	MIN	MIN	0-0,0/0 10:33
2/21	at FLA	MIN	0-0,0/0 14:21	0-0,0/0 12:21	0-0,0/0 12:21	MIN	MIN	MIN	0-0,1/0 16:13
2/23	at DAL	MIN	1-0,2/1 16:53	0-0,3/0 16:16	0-0,3/0 16:16	MIN	MIN	MIN	1-0(W),4/1 11:40
2/26	vs. LA	MIN	0-0,1/-1 17:12	0-0,3/1 18:25	0-0,3/1 18:25	MIN	MIN	MIN	0-1,1/1 15:14
3/1	vs. STL	MIN	0-0,0/1 14:28	0-0,0/-1 14:44	0-0,0/-1 14:44	MIN	MIN	MIN	DNP
3/2	at FLA	MIN	0-0,0/0 12:54	0-1,3/0 16:40	0-1,3/0 16:40	MIN	MIN	MIN	0-1,0/1 12:01
3/5	at BOS	MIN	0-1,0/1 12:13	0-1,3/-1 14:34	0-1,3/-1 14:34	MIN	MIN	MIN	0-0,0/0 17:32
3/8	vs. WPG	MIN	0-0,2/0 15:03	0-0,1/-1 15:34	0-0,1/-1 15:34	MIN	MIN	MIN	0-0,6/0 16:00
3/9	at NSH	MIN	1-0(W),1/1 14:11	0-0,1/1 13:45	0-0,1/1 13:45	MIN	MIN	MIN	0-1,1/1 16:14
3/11	at COL	MIN	0-0,3/0 15:04	0-0,1/0 17:52	0-0,1/0 17:52	MIN	MIN	MIN	0-0,1/1 16:55
3/15	at CBJ	MIN	0-0,1/0 13:38	0-0,1/0 14:22	0-0,1/0 14:22	MIN	MIN	MIN	0-0,1/0 11:57
3/16	vs. BUF	MIN	0-1,3/-1 13:16	0-0,0/1 16:03	0-0,0/1 16:03	MIN	MIN	MIN	1-0,2/0 14:47
3/19	vs. PIT	MIN	0-0,0/1 13:01	0-0,0/0 15:45	0-0,0/0 15:45	MIN	MIN	MIN	0-0,1/0 13:47
3/21	vs. TB	MIN	0-0,1/-1 11:59	0-0,3/1 13:15	0-0,3/1 13:15	MIN	MIN	MIN	0-0,0/-1 10:48
3/23	vs. MIN	MIN	0-1,0/1 14:28	0-0,0/0 14:25	0-0,0/0 14:25	MIN	MIN	MIN	1-0,3/1 15:42
3/24	vs. MTL	MIN	0-1,4/1 13:59	1-0,4/1 14:23	1-0,4/1 14:23	MIN	MIN	MIN	0-0,1/0 14:26
3/26	at WSH	MIN	0-0,1/-2 13:58	0-0,3/0 16:12	0-0,3/0 16:12	MIN	MIN	MIN	0-0,1/-2 12:23
3/28	vs. WSH	MIN	0-0,1/-2 13:32	0-0,1/-2 14:09	0-0,1/-2 14:09	MIN	MIN	MIN	0-0,0/-2 11:57
3/30	vs. PHI	MIN	0-0,2/0 13:34	0-0,1/0 15:24	0-0,1/0 15:24	MIN	MIN	MIN	0-0,0/0 14:28
3/31	at PIT	MIN	0-0,1/0 10:32	0-0,0/-1 15:10	0-0,0/-1 15:10	MIN	MIN	MIN	0-0,1/0 10:48
4/2	at TOR	MIN	0-0,2/0 11:10	0-0,2/1 15:13	0-0,2/1 15:13	MIN	MIN	MIN	0-0,3/0 12:43
4/4	vs. NJ	MIN	0-0,2/-1 14:47	0-0,1/-1 14:13	0-0,1/-1 14:13	MIN	MIN	MIN	0-0,0/-1 16:38
4/6	at PHI	MIN	0-1,2/0 11:50	0-0,1/1 14:57	0-0,1/1 14:57	MIN	MIN	MIN	0-1,2/0 11:57

Skaters: Goals-Assists (Game Winning) Shots / (+/-) TOI

# GAME BY GAME

Date	Opp.	ZYKOV #73	SLAVIN #74	FERLAND #79	TERAVAINEN #86	NECAS #88	DARLING #33	MRAZEK #34	MCELHINNEY #35	NEDELJKOVIC #39
10/4	vs. NYI	0-0,3/0 10:16	0-0,2/0 20:10	0-0,1/1 18:20	0-0,1/0 19:54	0-0,1/0 11:35	INJ	2/20 O 59:16	DND	MIN
10/5	at CBJ	0-0,0/0 11:44	0-0,1/1 20:54	1-1,6/1 13:34	0-1,0/0 14:48	0-0,1/0 11:05	INJ	DND	1/32 W 60:00	MIN
10/7	vs. NYR	DNP	0-1,2/0 25:32	1-1,4/1 13:29	1-0,4/1 18:35	0-1,0/-1 10:06	INJ	5/24 W 60:00	DND	MIN
10/9	vs. VAN	DNP	0-2,4/1 23:33	0-1,3/2 13:24	0-1,3/2 15:55	0-0,0/0 08:17	INJ	DND	3/25 W 60:00	MIN
10/13	at MIN	0-0,0/0 04:43	0-0,6/-1 24:56	0-0,5/1 16:30	0-2,4/2 21:50	0-0,0/0 11:40	INJ	DND	4/23 W 61:57	MIN
10/14	at WPG	0-0,0/0 09:18	0-0,1/0 21:50	1-0,2/0 18:53	0-0,1/1 17:34	0-0,3/0 10:44	INJ	2/25 L 58:02	DND	MIN
10/16	at TB	0-1,1/1 11:38	0-0,1/-1 22:25	1-0,5/0 19:18	0-1,4/1 20:26	1-0,1/1 06:43	INJ	3/26 L 57:33	DND	MIN
10/20	vs. COL	0-0,1/0 11:46	0-0,5/-1 24:36	1-0,5/1 14:29	0-1,3/1 19:11	MIN	INJ	DND	3/22 L 57:17	MIN
10/22	at DET	0-1,3/-1 11:25	0-1,1/0 22:03	1-0(W),5/0 13:45	0-0,1/0 15:02	MIN	DND	1/21 W 60:00	DND	MIN
10/26	vs. SJ	0-0,2/0 10:40	0-0,2/0 22:34	0-1,1/1 16:58	1-1,5/1 16:30	MIN	DND	3/23 W 65:00	DNP	MIN
10/28	vs. NYI	0-0,1/0 11:17	0-0,0/0 21:55	0-0,3/1 19:13	1-0,2/1 17:26	MIN	DND	2/20 L 58:09	DNP	MIN
10/30	vs. BOS	0-1,1/0 10:02	0-0,2/0 21:16	1-0,3/0 18:01	0-0,3/0 16:15	MIN	3/31 L 57:39	DND	DNP	MIN
11/2	at ARI	0-0,0/-1 12:38	0-1,7/0 23:04	0-0,5/0 18:21	0-0,5/0 17:17	MIN	DND	4/25 O 61:15	DNP	MIN
11/3	at VGK	0-0,0/0 04:41	0-0,2/-2 25:54	0-0,6/-2 18:21	0-0,1/-1 14:18	MIN	3/25 L 56:51	INJ	DND	MIN
11/6	at STL	0-0,1/0 06:38	1-0,1/-3 23:55	0-0,2/-1 14:56	0-0,2/-1 17:32	MIN	DND	INJ	3/19 L 59:45	MIN
11/8	at CHI	DNP	1-0,3/-1 24:24	0-0,1/0 08:43	0-1,0/0 13:37	MIN	3/38 W 60:00	INJ	DND	MIN
11/10	vs. DET	DNP	0-0,3/-2 26:35	1-0,2/0 15:22	0-2,2/0 19:12	MIN	3/32 O 65:00	INJ	DND	MIN
11/12	vs. CHI	DNP	0-0,1/-1 24:33	1-0,2/0 14:12	1-0,3/0 16:38	MIN	2/35 W 61:10	INJ	DND	MIN
11/17	vs. CBJ	MIN	0-0,2/-1 22:35	0-0,2/-1 15:52	0-0,2/0 16:56	MIN	4/24 L 60:00	INJ	DND	MIN
11/18	vs. NJ	MIN	0-0,2/1 22:57	1-0(W),2/0 14:51	0-1,1/0 16:59	MIN	DND	INJ	1/34 W 60:00	MIN
11/21	vs. TOR	MIN	0-0,0/0 23:20	1-0(W),3/0 14:38	0-1,2/-1 16:19	MIN	DND	INJ	2/32 W 60:00	MIN
11/23	vs. FLA	MIN	0-0,4/0 23:02	0-0,2/0 16:06	1-0,5/-1 17:13	MIN	DND	INJ	1/35 W 60:00	MIN
11/24	at NYI	MIN	0-0,1/-2 23:58	0-0,1/0 13:51	0-0,1/0 18:15	MIN	4/19 L 59:56	DND	DNP	MIN
11/27	at MTL	DNP	0-1,0/1 24:30	0-0,0/-1 12:37	0-0,2/-1 13:58	MIN	DNP	DND	1/49 W 60:00	MIN
11/30	vs. ANA	DNP	0-0,0/0 24:59	INJ	0-0,0/0 20:06	MIN	MIN	DND	2/29 O 61:15	MIN
12/2	at LA	DNP	0-0,1/-2 23:46	INJ	0-0,1/0 20:47	MIN	MIN	1/34 L 58:55	DND	MIN
12/5	at SJ	DNP	0-1,1/-2 21:07	INJ	0-0,5/-1 18:08	MIN	MIN	DND	5/23 L 60:00	MIN
12/7	at ANA		0-0,1/1 24:04	INJ	0-2,0/2 18:22	MIN	MIN	1/19 W 60:00	INJ	DND
12/11	vs. TOR		0-0,1/-1 22:12	0-0,0/0 05:11	0-0,2/-1 17:48	MIN	DND	4/29 L 59:27	INJ	MIN
12/13	at MTL		1-1,2/0 25:43	INJ	0-1,2/0 15:28	MIN	DND	5/39 L 57:53	INJ	MIN
12/14	vs. WSH		0-0,1/0 25:51	INJ	1-2,1/0 21:48	MIN	5/29 O 64:58	DND	INJ	MIN
12/16	vs. ARI		0-0,1/0 23:35	INJ	0-1,1/1 17:24	MIN	DND	0/23 W 58:57	INJ	MIN
12/20	vs. DET		0-0,6/-1 22:43	0-0,2/-1 15:57	0-0,3/0 18:27	MIN	MIN	3/23 L 57:08	DND	MIN
12/22	vs. PIT		0-0,1/-1 20:53	0-0,1/0 16:47	0-0,3/0 16:41	MIN	MIN	DND	3/32 L 60:00	MIN
12/23	vs. BOS		0-1,3/0 23:42	0-1,0/0 11:23	2-2,3/4 18:05	MIN	MIN	3/30 W 59:51	DND	MIN
12/27	at WSH		0-0,3/-1 22:50	0-1,5/0 15:52	0-0,3/1 20:53	MIN	MIN	2/32 L 58:23	DND	MIN
12/29	at NJ		0-0,0/0 23:47	0-0,2/0 15:52	0-0,4/0 19:51	MIN	MIN	DND	1/29 L 58:19	MIN
12/31	vs. PHI		0-1,3/2 22:02	0-0,2/0 14:54	0-0,2/0 17:28	MIN	MIN	DND	1/23 W 60:00	MIN
1/3	at PHI		0-0,3/0 22:44	0-1,5/0 16:37	2-1,2/2 18:37	MIN	MIN	3/37 W 60:00	DND	MIN
1/4	vs. CBJ		0-1,4/0 25:10	1-0,1/1 14:47	0-0,1/1 18:19	MIN	MIN	DND	2/24 W 59:56	MIN
1/6	at OTT		1-0,3/2 21:11	0-0,2/0 13:09	0-2,1/1 18:52	MIN	MIN	4/31 W 60:00	DND	MIN
1/8	at NYI		1-0(W),2/-1 20:26	0-1,0/1 15:28	0-0,0/0 19:23	MIN	MIN	DND	3/31 W 60:00	MIN
1/10	at TB		0-0,1/-1 22:24	0-0,3/0 14:32	0-0,2/-1 19:40	MIN	MIN	2/29 L 59:06	DND	MIN
1/11	vs. BUF		0-1,1/2 23:27	1-2,2/4 17:23	0-2,2/3 18:42	MIN	MIN	DND	3/33 W 59:41	MIN
1/13	vs. NSH		0-1,0/2 19:51	0-2,2/0 11:23	0-2,2/1 17:32	MIN	MIN	3/23 W 60:00	DND	MIN
1/15	at NYR		0-0,3/-1 22:17	0-0,1/-2 15:29	0-0,2/-2 17:27	MIN	MIN	DND	6/28 L 60:00	MIN
1/18	vs. OTT		0-0,1/-1 22:56	0-0,1/-1 13:49	0-0,0/-1 15:40	MIN	MIN	4/26 L 60:00	INJ	DND
1/20	at EDM		0-3,1/1 19:23	INJ	0-1,1/1 12:30	MIN	MIN	4/21 W 60:00	INJ	DND
1/22	at CGY		0-1,1/1 24:57	0-0,3/0 08:20	0-1,2/0 20:29	MIN	MIN	3/25 O 59:36	INJ	DND
1/23	at VAN		0-1,0/2 20:02	INJ	1-2,2/2 17:00	MIN	MIN	DND	INJ	2/26 W 60:00
2/1	vs. VGK		0-1,1/0 21:50	0-0,2/-1 15:02	0-0,0/-1 17:58	MIN	MIN	2/25 W 60:00	DND	MIN
2/3	vs. CGY		0-0,2/1 24:55	0-2,4/3 15:02	1-1,5/1 18:17	MIN	MIN	4/32 L 58:11	DND	MIN
2/5	at PIT		0-1,1/1 22:06	1-0,2/1 12:54	0-0,1/1 17:39	MIN	MIN	DND	0/23 W 60:00	MIN
2/7	at BUF		0-0,0/-1 23:20	0-0,0/0 13:28	2-1(W),2/1 19:44	MIN	MIN	DND	5/39 W 63:25	MIN
2/8	at NYR		0-0,0/3 22:06	0-0,4/0 13:28	0-0,0/0 15:41	MIN	MIN	0/27 W 59:53	DND	MIN
2/10	at NJ		0-0,2/0 22:42	0-0,1/0 12:23	1-0,6/0 21:01	MIN	MIN	3/21 L 56:15	DND	MIN
2/12	at OTT		0-0,0/1 21:19	1-2,1/2 12:29	2-0,5/2 17:57	MIN	MIN	DND	1/26 W 60:00	MIN
2/15	vs. EDM		0-0,2/0 25:05	0-1,0/1 13:52	0-1,1/1 17:47	MIN	MIN	DND	1/41 W 60:00	MIN
2/16	vs. DAL		0-0,1/0 22:13	1-0,2/0 14:07	0-0,1/0 18:11	MIN	MIN	0/33 W 60:00	DND	MIN
2/19	vs. NYR		0-0,1/0 23:12	0-0,4/0 13:21	0-0,2/0 19:22	MIN	MIN	DND	2/26 L 57:23	MIN
2/21	at FLA		0-1,1/0 20:45	0-0,1/0 14:26	0-2,0/0 20:41	MIN	MIN	3/30 W 60:00	DND	MIN
2/23	at DAL		0-1,2/2 19:54	0-0,1/0 12:15	0-1,1/0 18:16	MIN	MIN	DND	0/24 W 60:00	MIN
2/26	vs. LA		1-0,1/3 21:52	1-1,2/3 08:36	1-3,2/3 16:06	MIN	MIN	1/23 W 60:00	DND	MIN
3/1	vs. STL		0-0,2/1 22:43	0-0,2/1 15:29	0-2,1/2 18:33	MIN	MIN	DND	2/23 W 60:00	MIN
3/2	at FLA		0-0,1/-1 24:30	0-0,1/-1 14:13	0-0,1/-2 18:21	MIN	MIN	3/34 W 61:46	DND	MIN
3/5	at BOS		0-0,1/-1 24:19	0-0,0/0 02:57	0-0,6/-3 19:28	MIN	MIN	DND	4/38 O 61:46	MIN
3/8	vs. WPG		0-0,1/-3 21:10	0-0,1/0 10:50	0-0,3/0 16:47	MIN	MIN	DND	8/29 L 59:52	MIN
3/9	at NSH		0-0,1/1 21:12	INJ	0-2,1/-1 19:47	MIN	MIN	3/34 W 59:58	DND	MIN
3/11	at COL		0-0,1/0 23:14	INJ	0-2,1/2 17:13	MIN	MIN	0/38 W 60:00	DND	MIN
3/15	at CBJ		0-0,4/-1 23:09	0-0,5/-1 14:58	0-0,2/-1 14:55	MIN	MIN	2/19 L 59:20	DND	MIN
3/16	vs. BUF		0-0,1/1 23:02	0-1,0/1 11:49	0-1,2/2 15:26	MIN	MIN	DND	2/37 W 59:51	MIN
3/19	vs. PIT		0-0,2/1 24:44	0-0,4/0 13:49	0-0,5/0 21:18	MIN	MIN	2/38 W 64:23	DND	MIN
3/21	vs. TB		0-0,2/-1 22:41	0-0,3/0 14:13	0-1,1/1 18:11	MIN	MIN	DND	5/31 L 58:43	MIN
3/23	vs. MIN		0-0,0/0 24:31	0-1,2/1 13:25	1-2,2/3 16:49	MIN	MIN	1/25 W 60:00	DND	MIN
3/24	vs. MTL		0-0,5/-1 20:56	0-1,0/0 14:11	0-0,1/-1 20:05	MIN	MIN	DND	1/29 W 63:06	MIN
3/26	at WSH		0-0,1/-1 20:33	0-0,3/-2 14:02	0-0,0/0 16:54	MIN	MIN	3/27 L 58:58	DND	MIN
3/28	vs. WSH		0-0,1/0 25:31	0-0,0/-2 13:13	0-0,3/0 16:11	MIN	MIN	DND	3/20 L 58:08	MIN
3/30	vs. PHI		1-0,4/2 21:51	0-0,1/0 14:36	1-1,2/1 20:47	MIN	MIN	2/32 W 59:57	DND	MIN
3/31	at PIT		1-0,5/-2 24:59	0-1,4/0 12:49	0-0,3/-1 16:22	MIN	MIN	DND	3/28 L 57:07	MIN
4/2	at TOR		0-0,0/2 25:43	0-1,1/0 12:36	0-1,1/1 18:55	MIN	MIN	1/24 W 59:39	DND	MIN
4/4	vs. NJ		0-1,0/2 26:14	0-0,2/0 11:36	0-1,2/0 18:28	MIN	MIN	1/37 W 60:00	DND	MIN
4/6	at PHI		0-0,3/1 24:12	0-0,0/1 13:58	1-1,1/2 18:56	MIN	MIN	DND	3/31 W 60:00	MIN

Skaters: Goals-Assists (Game Winning) Shots / (+/-) TOI

Goalies: Goals Allowed / Shots Decision Minutes Played



# 2018-19 TRANSACTIONS

## SEPTEMBER 2018

- Assigned Josiah Didier, Michael Fora, Jeremy Helvig, Steven Lorentz, Cliff Pu, Aleksii Saarela, Spencer Smallman and Josh Wesley to Charlotte (AHL)
- Assigned Callum Booth, Morgan Geekie, Andrew Poturalski and Dan Renouf to Charlotte (AHL)
- Assigned Jake Bean, Clark Bishop, Trevor Carrick and Julien Gauthier to Charlotte (AHL)
- Signed Michal Cajkovsky to a one-year, two-way contract
- Assigned Patrick Brown, Michal Cajkovsky, Janne Kuokkanen, Saku Maenalanen, Greg McKegg, Roland McKeown, Alex Nedeljkovic and Nicolas Roy to Charlotte (AHL)

## OCTOBER 2018

- Claimed Curtis McElhinney on waivers. Placed Scott Darling on injured reserve and Victor Rask on the team's injured non-roster list
- Recalled Clark Bishop from Charlotte (AHL) and assigned Martin Necas and Haydn Fleury to Charlotte
- Activated Scott Darling from injured reserve and assigned him to Charlotte (AHL) on a conditioning stint
- Recalled Nicolas Roy from Charlotte (AHL) and re-assigned Clark Bishop to Charlotte
- Recalled Scott Darling from his conditioning stint with Charlotte (AHL)
- Recalled Haydn Fleury from Charlotte (AHL)

## NOVEMBER 2018

- Assigned Phil Di Giuseppe to Charlotte (AHL)
- Recalled Clark Bishop and Phil Di Giuseppe from Charlotte (AHL) and reassigned Nicolas Roy to Charlotte
- Assigned Valentin Zykov to Charlotte (AHL) on a conditioning stint
- Activated Victor Rask from injured non-roster list and reassigned Clark Bishop to Charlotte (AHL)
- Recalled Trevor Carrick from Charlotte (AHL) and placed Brett Pesce on injured reserve retroactive to Nov. 10
- Recalled Jake Bean and Valentin Zykov from Charlotte (AHL) and assigned Trevor Carrick to Charlotte
- Placed Scott Darling and Valentin Zykov on waivers, placed Haydn Fleury on injured reserve retroactive to Nov. 23, and recalled Clark Bishop from Charlotte
- Reassigned Scott Darling to Charlotte (AHL). Valentin Zykov was claimed on waivers by Edmonton

## DECEMBER 2018

- Reassigned Jake Bean to Charlotte (AHL) and activated Haydn Fleury and Brett Pesce from injured reserve
- Recalled Saku Maenalanen from Charlotte (AHL)
- Recalled Alex Nedeljkovic from Charlotte (AHL) and placed Micheal Ferland on injured reserve retroactive to Nov. 27
- Reassigned Alex Nedeljkovic and Saku Maenalanen to Charlotte (AHL)
- Recalled Scott Darling from Charlotte (AHL)
- Activated Micheal Ferland from injured reserve
- Recalled Janne Kuokkanen from Charlotte (AHL) and placed Jordan Staal on injured reserve retroactive to Dec. 5
- Reassigned Clark Bishop, Scott Darling and Janne Kuokkanen to Charlotte (AHL)
- Recalled Clark Bishop from Charlotte (AHL) and loaned Martin Necas to the Czech Republic men's national junior team for the IIHF World Junior Championship
- Activated Jordan Staal from injured reserve
- Reassigned Clark Bishop to Charlotte (AHL)
- Recalled Clark Bishop and Janne Kuokkanen from Charlotte (AHL)
- Reassigned Clark Bishop and Janne Kuokkanen to Charlotte (AHL)
- Recalled Clark Bishop and Janne Kuokkanen from Charlotte (AHL)
- Terminated the contract of Michal Cajkovsky

## JANUARY 2019

- Recalled Saku Maenalanen from Charlotte (AHL) and assigned Janne Kuokkanen to Charlotte
- Recalled Greg McKegg from Charlotte (AHL) on an emergency basis, placed Jordan Staal on injured reserve, and assigned Haydn Fleury to Charlotte
- Recalled Dan Renouf from Charlotte (AHL)
- Reassigned Dan Renouf to Charlotte (AHL)
- Acquired Nino Niederreiter from the Minnesota Wild in exchange for Victor Rask
- Recalled Alex Nedeljkovic from Charlotte (AHL)
- Reassigned Clark Bishop to Charlotte (AHL)
- Recalled Haydn Fleury from Charlotte (AHL)
- Signed Teuvo Teravainen to a five-year contract extension
- Reassigned Haydn Fleury and Alex Nedeljkovic to Charlotte (AHL)
- Signed Jordan Martinook to a two-year contract extension
- Recalled Haydn Fleury from Charlotte (AHL)

## FEBRUARY 2019

- Reassigned Haydn Fleury to Charlotte (AHL)
- Recalled Haydn Fleury from Charlotte (AHL)
- Reassigned Haydn Fleury to Charlotte (AHL)
- Recalled Patrick Brown from Charlotte (AHL)
- Reassigned Patrick Brown to Charlotte (AHL)
- Acquired Tomas Jurco from Florida in exchange for future considerations and traded Cliff Pu to Florida in exchange for future considerations
- Recalled Haydn Fleury and Jake Bean from Charlotte (AHL) on an emergency basis

## MARCH 2019

- Reassigned Jake Bean to Charlotte (AHL)
- Reassigned Haydn Fleury to Charlotte (AHL)
- Recalled Haydn Fleury from Charlotte (AHL) on an emergency basis
- Signed Stelio Matteos to a three-year, entry-level contract
- Reassigned Haydn Fleury to Charlotte (AHL)

## APRIL 2019

- Recalled Haydn Fleury from Charlotte (AHL) on an emergency basis
- Recalled Jake Bean from Charlotte (AHL)
- Recalled Patrick Brown from Charlotte (AHL) on an emergency basis
- Signed Jacob Pritchard to a one-year, entry-level contract
- Recalled Aleksii Saarela from Charlotte (AHL) on an emergency basis and reassigned Jake Bean to Charlotte
- Recalled Clark Bishop from Charlotte (AHL) on an emergency basis and reassigned Aleksii Saarela to Charlotte
- Reassigned Clark Bishop to Charlotte (AHL)
- Recalled Clark Bishop from Charlotte (AHL) on an emergency basis
- Recalled Jake Bean and Alex Nedeljkovic from Charlotte (AHL) on an emergency basis
- Acquired a second-round pick in the 2019 NHL Draft (traded to OTT-Mads Sogaard) and a conditional third-round pick in the 2020 NHL Draft from the New York Rangers in exchange for Adam Fox

## MAY 2019

- Reassigned Clark Bishop and Jake Bean to Charlotte (AHL)
- Recalled Jake Bean from Charlotte (AHL) on an emergency basis
- Reassigned Jake Bean and Alex Nedeljkovic to Charlotte (AHL)
- Recalled Jake Bean from Charlotte (AHL) on an emergency basis
- Reassigned Jake Bean and Patrick Brown to Charlotte (AHL)
- Recalled Jake Bean and Patrick Brown from Charlotte (AHL) on an emergency basis
- Reassigned Jake Bean and Patrick Brown to Charlotte (AHL)
- Recalled Jake Bean and Patrick Brown from Charlotte (AHL) on an emergency basis and reassigned Patrick Brown to Charlotte
- Recalled Patrick Brown from Charlotte (AHL) on an emergency basis and reassigned Jake Bean and Patrick Brown to Charlotte
- Recalled Jake Bean and Patrick Brown from Charlotte (AHL) on an emergency basis
- Reassigned Jake Bean and Patrick Brown to Charlotte (AHL)
- Reassigned Haydn Fleury to Charlotte (AHL)
- Signed Jesper Sellgren to a three-year, entry-level contract
- Signed Eetu Luostarinen to a three-year, entry-level contract

## JUNE 2019

- Mike Bales resigned as goaltending coach
- Acquired a top-10 protected first-round pick in the 2020 NHL Draft, a seventh-round pick in the 2020 NHL Draft and Patrick Marleau from the Toronto Maple Leafs in exchange for a sixth-round pick in the 2020 NHL Draft, acquired a second-round pick in the 2019 NHL Draft (Jamieson Rees) and a third-round pick in the 2019 NHL Draft (Anttoni Honka) from the Ottawa Senators in exchange for a second-round pick in the 2019 NHL Draft (Mads Sogaard), and acquired a third-round pick in the 2019 NHL Draft (Patrik Puustola) and a fourth-round pick in the 2019 NHL Draft (Cade Webber) from the Minnesota Wild in exchange for a second-round pick in the 2019 NHL Draft (Hunter Jones)
- Acquired Anton Forsberg and Gustav Forsling from the Chicago Blackhawks in exchange for Calvin de Haan and Aleksii Saarela
- Reached a one-year affiliation agreement with Greenville (ECHL)
- Acquired Erik Haula from the Vegas Golden Knights in exchange for Nicolas Roy and a conditional fifth-round pick in the 2021 NHL Draft and bought out the contract of Patrick Marleau
- Re-signed Alex Nedeljkovic to a two-year contract and mutually agreed to part ways with Assistant General Manager/Director of Hockey Operations/Checkers Head Coach Mike Vellucci
- Acquired James Reimer from the Florida Panthers in exchange for Scott Darling and a sixth-round pick in the 2020 NHL Draft

## JULY 2019

- Re-signed Petr Mrazek to a two-year contract
- Signed Brian Gibbons to a one-year, two-way contract
- Matched an offer sheet from the Montreal Canadiens to re-sign Sebastian Aho to a five-year contract
- Signed Alex Lintuniemi to a one-year, two-way contract
- Promoted Ryan Warsofsky to Checkers Head Coach
- Signed Ryan Dzingel to a two-year contract
- Re-signed Clark Bishop to a one-year, two-way contract
- Re-signed Haydn Fleury to a one-year contract and re-signed Gustav Forsling to a one-year, two-way contract
- Re-signed Brock McGinn to a two-year contract
- Signed Max McCormick to a one-year, two-way contract
- Hired Patrick Dwyer as Checkers Assistant Coach

## AUGUST 2019

- Acquired Kyle Wood from the San Jose Sharks in exchange for Trevor Carrick and re-signed Anton Forsberg to a one-year contract
- Re-signed President and General Manager Don Waddell to a multi-year contract extension
- Hired Jason Muzzatti as Goaltending Coach
- Signed Chase Priskie to a two-year, entry-level contract

# TRADES AND ACQUISITIONS

## 1979

APRIL 22 Named Don Blackburn head coach.  
 JUNE 22 Claimed Maynard Schurman from the Philadelphia Flyers and Al Sims from the Boston Bruins in NHL Expansion Draft; Selected Bob Stephenson in WHA Dispersal Draft.  
 AUGUST 28 Signed Chuck Luksa as a free agent.  
 SEPTEMBER 20 Signed Ken Holland as a free agent.  
 NOVEMBER 2 Signed Greg Carroll as a free agent.  
 DECEMBER 27 Signed Larry Giroux as a free agent.  
 DECEMBER 28 Acquired Pat Boutette from the Toronto Maple Leafs for Bob Stephenson.

## 1980

JANUARY 17 Obtained Tom Rowe from Washington Capitals for Alan Hangsleben.  
 FEBRUARY 27 Acquired Bobby Hull from Winnipeg Jets for future considerations.  
 JUNE 4 Gordie Howe retired and became director of player development.  
 JUNE 5 Obtained Rick Meagher from Montreal Canadiens for 1981 third and fifth round draft picks (Paul McDermid, Don Bourbonnais) for Montreal's third and fifth picks in the same draft (Dreter Hegen, Steve Rooney).  
 JUNE 15 Acquired Mike Veisor from Chicago Blackhawks for a second-round 1981 draft pick (Kevin Griffin).  
 AUGUST 30 Signed Glenn Merkosky as a free agent.  
 DECEMBER 5 Acquired Norm Barnes and Jack McIlhargey from Philadelphia Flyers for a 1982 second-round draft choice (later transferred to Toronto, Peter Ihnacek).  
 DECEMBER 16 Obtained Mike Fidler from Minnesota North Stars for Gordie Roberts.

## 1981

JANUARY 15 Acquired a 1981 fifth-round draft pick (Bill Maguire) from the New York Rangers for Nick Fotiu.  
 FEBRUARY 20 Acquired Gilles Lupien from Pittsburgh Penguins for a 1981 sixth-round draft pick (Paul Edwards); Don Blackburn fired as head coach; Named assistant coach Larry Pleau as interim head coach (interim dropped on March 9).  
 FEBRUARY 22 Captain Rick Ley retires due to a knee injury and becomes assistant coach.  
 MARCH 3 Signed Ross Yates as a free agent.  
 APRIL 1 Named Larry Pleau director of hockey operations.  
 APRIL 2 Signed Dan Fridgen as a free agent.  
 MAY 15 Signed Jeff Brownschidle as a free agent.  
 JUNE 15 Signed Greg Millen as a free agent from the Pittsburgh Penguins. Pat Boutette and Kevin McClelland later sent to Pittsburgh as compensation.  
 JULY 3 Acquired Rick MacLeish, Don Gillen, Blake Wesley, along with a first-round pick (Paul Lawless), a second-round pick (Mark Paterson) and a third round pick (Kevin Dineen) in 1982 draft from Philadelphia Flyers for Fred Arthur, Ray Allison, a first-round pick (Ron Sutter) and a third-round pick (Miroslav Dvorak) in 1982.  
 OCTOBER 2 Obtained Gary Howatt from New York Islanders for a fifth-round 1983 draft pick (Bob Caulfield); Obtained Doug Sulliman, Chris Kotsopoulos and Gerry McDonald from the New York Rangers for Mike Rogers and a 10th-round 1982 pick (Simo Saarinen).  
 OCTOBER 5 Claimed Rob McClanahan from the Buffalo Sabres and Mike McDougal from New York Rangers in NHL Waiver Draft.  
 OCTOBER 16 Signed Paul Shmyr as a free agent.  
 NOVEMBER 15 Acquired George Lyle from the Detroit Red Wings off waivers.  
 DECEMBER 21 Acquired Pierre Larouche from Montreal Canadiens for a flip-flop of first-round draft picks in 1984 (Montreal selected Peter Svoboda fifth overall, Hartford chose Sylvain Cote 11th overall), Hartford's second pick in 1984 (Brian Benning – which was later traded by Montreal to St. Louis along with Rick Walmsey and Montreal's second choice – Tony Hrkac – and third choice – Robert Dirk – for St. Louis' first choice – Shayne Corson – and second – Stephane Richer – in 1984 draft), and a third-round choice in 1985 (Rocky Dundas).  
 DECEMBER 29 Acquired Russ Anderson and an eighth-round draft pick in 1983 (Chris DuPerron) for Rick MacLeish.

## 1982

JANUARY 12 Acquired Michel Plasse and a 1983 fourth-round draft pick (Ron Chyzowski) from the Quebec Nordiques for John Garrett.  
 JANUARY 29 Traded Rob McClanahan to New York Rangers for a 10th-round 1983 draft pick (Reine Karlsson).  
 JUNE 2 Named Larry Kish head coach; Larry Pleau to remain director of hockey operations.  
 AUGUST 19 Acquired Greg Adams and Ken Linseman from Philadelphia along with the Flyers' first-round draft choice in 1983 (David A. Jensen) for Mark Howe; Obtained Risto Siltanen and Brent Loney from Edmonton for Ken Linseman and Don Nachbaur.  
 AUGUST 28 Signed Bob Sullivan as a free agent.  
 SEPTEMBER 17 Signed Archie Henderson as a free agent.  
 OCTOBER 3 Acquired Mark Johnson and Kent-Erik Anderson from the Minnesota North Stars for a 1984 fifth-round draft choice (Jiri Poner) and future considerations (Jordy Douglas); Obtained Ed Hospodar from the New York Rangers for Kent-Erik Anderson.

OCTOBER 15 Obtained Merlin Malinowski and the rights to Scott Fusco from the New Jersey Devils for Gary Howatt and Rick Meagher.  
 OCTOBER 22 Acquired Paul Marshall from Toronto Maple Leafs for a 1983 10th-round draft pick (Greg Rolston).  
 DECEMBER 3 Acquired Pierre Lacroix from the Quebec Nordiques for Blake Wesley.  
 DECEMBER 24 Signed Randy Pierce as a free agent.

## 1983

JANUARY 24 Larry Pleau assumes head coaching duties from Larry Kish.  
 MARCH 7 John Cunniff named head coach.  
 MAY 2 Named Emile Francis president and general manager; Larry Pleau named assistant general manager.  
 JULY 3 Acquired Joel Quenneville and Richie Dunn from Calgary Flames for Mickey Volcan.  
 JULY 4 Acquired Norm Dupont from Winnipeg Jets for a fourth-round pick (Chris Mills).  
 JULY 7 Named Jack Evans head coach.  
 SEPTEMBER 18 Acquired Steve Stoyanovich from the New York Islanders for a 1985 fifth-round pick (Tommy Hedland).  
 SEPTEMBER 29 Signed Marty Howe as a free agent.  
 OCTOBER 1 Acquired Greg Malone from Pittsburgh Penguins for a third-round 1985 draft pick (Bruce Racine).  
 OCTOBER 2 Signed free agent Paul Fenton.  
 OCTOBER 3 Claimed Mike Zuke, Bob Crawford and Mike Crombeen from St. Louis Blues in NHL Waiver Draft.  
 OCTOBER 4 Acquired Torrie Robertson from the Washington Capitals for Greg Adams.  
 NOVEMBER 10 Acquired Ed Staniowski from Winnipeg Jets for Mike Veisor.  
 DECEMBER 17 Signed Reid Bailey as a free agent.

## 1984

JANUARY 21 Signed Tony Currie as a free agent after release from Vancouver Canucks.  
 FEBRUARY 27 Obtained Scot Kleinendorst from the New York Rangers for Blaine Stoughton.  
 FEBRUARY 29 Signed Dave Tippett as a free agent.  
 MARCH 1 Signed Mark Fusco as a free agent.  
 MARCH 3 Acquired Jack Brownschidle off waivers from St. Louis Blues.  
 MAY 29 Acquired Brad Shaw from the Detroit Red Wings for a 1984 eighth-round draft pick (Lars Karlsson).  
 SEPTEMBER 6 Acquired Steve Weeks from the New York Rangers for a 1986 third-round draft pick (Shaun Clauston).  
 OCTOBER 9 Acquired Wally Weir from Quebec Nordiques and Dave Lumley from Edmonton Oilers in NHL Waiver Draft.  
 NOVEMBER 16 Acquired Pat Boutette from the Pittsburgh Penguins for the rights to Ville Siren.

## 1985

FEBRUARY 22 Acquired Mike Liut and future considerations (Jorgen Pettersson) from the St. Louis Blues for Greg Millen and Mark Johnson.  
 MARCH 12 Acquired Peter Sidorkiewicz and Dean Evason from the Washington Capitals for David A. Jensen.  
 SEPTEMBER 17 Signed John Newberry as a free agent.  
 OCTOBER 7 Obtained Stewart Gavin from Toronto Maple Leafs for Chris Kotsopoulos.  
 OCTOBER 8 Purchased Tim Bothwell from the St. Louis Blues.  
 NOVEMBER 21 Acquired Dave Babych from the Winnipeg Jets for Ray Neufeld.  
 DECEMBER 6 Acquired Doug Jarvis from the Washington Capitals for Jorgen Pettersson.

## 1986

JANUARY 17 Acquired Wayne Babych from the Quebec Nordiques for Greg Malone.  
 FEBRUARY 3 Obtained Bill Gardner from the Chicago Blackhawks for a 1987 third-round draft pick (Mike Dagenais).  
 MARCH 8 Acquired John Anderson from the Quebec Nordiques for Risto Siltanen.  
 MARCH 11 Acquired Mike McEwen from the New York Rangers for Bob Crawford.  
 OCTOBER 7 Acquired Yves Courteau from Calgary Flames for Mark Paterson.  
 OCTOBER 9 Claimed Gord Sherven from Edmonton Oilers in NHL Waiver Draft.  
 OCTOBER 21 Acquired Dave Barr from St. Louis Blues for Tim Bothwell.  
 DECEMBER 11 Acquired Dave Semenko from the Edmonton Oilers for a third-round 1988 draft choice (Trevor Sim).

## 1987

JANUARY 12 Acquired Randy Ladouceur from Detroit Red Wings for Dave Barr.  
 MARCH 10 Acquired Pat Hughes from St. Louis Blues for a 1987 10th-round draft choice (Andy Cesarski).  
 JULY 27 Signed free agents Roger Kortko and Tom Martin.  
 SEPTEMBER 8 Acquired Bill Root from the Toronto Maple Leafs for Dave Semenko.  
 OCTOBER 5 Acquired Mark Reeds from the St. Louis Blues for a third-round pick in 1989 draft (later upgraded to a 1989 second-round pick in Charles Bourgeois deal – Rick Corriveau); Acquired Brent Peterson from the Vancouver Canucks in the 1987 waiver draft.  
 OCTOBER 15 Signed Dave Williams as a free agent.

# TRADES AND ACQUISITIONS

## 1988

JANUARY 3 Acquired Neil Sheehy, Carey Wilson, and the rights to Lane MacDonald from the Calgary Flames for Dan Murzyn and Shane Churla.

JANUARY 22 Acquired Lindsay Carson from the Philadelphia Flyers for Paul Lawless.

FEBRUARY 7 Named Larry Pleau head coach, replacing Jack Evans.

FEBRUARY 7 Signed Mike McEwen as a free agent.

MARCH 8 Acquired Charlie Bourgeois and a second-round draft pick in 1989 (Blair Atcheynum) from St. Louis Blues for a 1989 second-round draft selection (Rick Corriveau); Acquired Richard Brodeur from the Vancouver Canucks for Steve Weeks.

MAY 15 Signed Mike Tomlak as a free agent.

JUNE 14 Signed Ross McKay as a free agent.

JUNE 20 Donald Conrad and Richard Gordon purchased the Hartford Whalers.

JULY 6 Acquired Ed Kastelic and Grant Jennings from Washington Capitals for Mike Millar and Neil Sheehy.

AUGUST 3 Signed Allan Tuer as a free agent.

NOVEMBER 29 Claimed Tom Martin off of waivers from Minnesota North Stars.

DECEMBER 26 Acquired Don Maloney, Brian Lawton, and Norm MacIver from the New York Rangers for Carey Wilson and a fifth-round draft choice in 1990 (Lubos Rob).

## 1989

MARCH 6 Acquired Jim Thomson from Washington Capitals for Scot Kleinendorst.

MARCH 7 Acquired Jim Pavese from Detroit Red Wings for Torrie Robertson.

MAY 11 Named Ed Johnston vice president and general manager.

MAY 12 Named Richard Gordon managing general partner, replacing Don Conrad.

MAY 16 Fired Larry Pleau as head coach.

JUNE 7 Named Rick Ley head coach.

JUNE 7 Acquired Pat Verbeek from New Jersey Devils for Sylvain Turgeon.

JULY 20 Named Brent Peterson assistant coach.

SEPTEMBER 13 Signed Daryl Reaugh as a free agent.

OCTOBER 2 Acquired Bo Mikael Andersson from Buffalo Sabres in the 1989 NHL Waiver Draft for \$30,000.

OCTOBER 7 Acquired Mike Berger from Minnesota North Stars for the rights to Kevin Sullivan.

OCTOBER 10 Acquired Jim Ennis from Edmonton Oilers for Norm MacIver.

OCTOBER 16 Signed Steve Dykstra as a free agent.

OCTOBER 31 Acquired Chris Cichocki from New Jersey Devils for Jim Thomson.

DECEMBER 13 Acquired Randy Cunneynworth from the Winnipeg Jets for Paul MacDermid.

## 1990

MARCH 3 Acquired Jeff Sirkka from Boston Bruins for Steve Dykstra.

MARCH 5 Acquired Yvon Corriveau from the Washington Capitals for Mike Liut.

MARCH 11 Acquired Cam Brauer from the Edmonton Oilers for Marc Laforge.

JULY 9 Traded Jody Hull to the New York Rangers for Carey Wilson and future considerations.

JULY 16 Signed John Stevens as a free agent.

OCTOBER 1 Traded Dave Tippett to the Washington Capitals for a sixth-round draft pick in 1992 (Jarret Reid); Signed free agent Paul Cyr.

OCTOBER 3 Traded Joel Quenneville to the Washington Capitals for cash.

OCTOBER 7 Signed Todd Richards as a free agent.

OCTOBER 31 Acquired Marc Bergevin from the New York Islanders for a fifth-round choice in 1992 (Ryan Duthie).

NOVEMBER 13 Acquired Doug Crossman from the New York Islanders for Ray Ferraro.

DECEMBER 21 Acquired Rob Brown from the Pittsburgh Penguins for Scott Young.

## 1991

FEBRUARY 20 Acquired Doug Houda from the Detroit Red Wings for Doug Crossman.

MARCH 4 Acquired John Cullen, Zarley Zalapski and Jeff Parker from the Pittsburgh Penguins for Ron Francis, Ulf Samuelsson and Grant Jennings.

MARCH 5 Acquired Mark Hunter from the Calgary Flames for Carey Wilson.

MAY 29 Fired head coach Rick Ley.

JUNE 7 Named Jim Roberts head coach.

AUGUST 26 Acquired Paul Fenton from the Calgary Flames for a 1992 sixth-round draft pick (Joel Bouchard).

SEPTEMBER 4 Signed Mario Gosselin as a free agent.

SEPTEMBER 5 Signed Barry Pederson as a free agent.

SEPTEMBER 8 Traded Sylvain Cote to the Washington Capitals for a 1992 second-round draft pick (Andrei Nikolishin).

SEPTEMBER 17 Acquired Andrew Cassels from the Montreal Canadiens for a 1992 second-round draft pick (Valeri Bure).

OCTOBER 2 Acquired Dan Keczmer from the San Jose Sharks for Dean Evason.

OCTOBER 3 Acquired Lee Norwood from the New Jersey Devils for future considerations.

OCTOBER 4 Traded Todd Krygier to the Washington Capitals for 1993 fourth-round draft pick (later traded to the Calgary Flames, who selected Jason Smith).

OCTOBER 18 Traded Paul Fenton to the San Jose Sharks for Mike McHugh.

NOVEMBER 13 Acquired Murray Craven and a 1992 fourth-round draft pick (Kevin Smyth) from the Philadelphia Flyers for Kevin Dineen; Traded Lee Norwood to St. Louis Blues for future considerations.

NOVEMBER 21 Acquired Jukka Suomalainen from the Minnesota North Stars to complete a draft-day deal (June 22, 1991) in which Minnesota obtained Hartford's fifth round pick (Mike Kennedy) for future considerations.

DECEMBER 20 Acquired Daniel Shank from the Detroit Red Wings for Chris Tancill.

## 1992

JANUARY 24 Acquired Steve Konroyd from the Chicago Blackhawks for Rob Brown.

JANUARY 27 Acquired Paul Gillis from the Chicago Blackhawks for future considerations.

MARCH 10 Acquired Frank Pietrangolo from the Pittsburgh Penguins for 1994 third and seventh-round draft picks (Sven Butenschon, Serge Aubin). Fired Ed Johnston as vice president and general manager.

MAY 12 Named Brian Burke general manager.

MAY 26 Acquired Nick Kypreos from the Washington Capitals for Mark Hunter and Yvon Corriveau; Paul Holmgren named head coach; Traded Brad Shaw to the New Jersey Devils for cash.

JUNE 15 Acquired Allen Pedersen from the Minnesota North Stars for a conditional 1993 draft pick (Rick Mrozik).

JUNE 16 Signed Jim Agnew to a free agent contract.

JUNE 24 Acquired Tim Kerr from the New York Rangers for a 1993 seventh-round pick (Sergei Kondrashkin).

JULY 8 Traded Yvon Corriveau to the Washington Capitals to complete Nick Kypreos trade.

AUGUST 20 Acquired Sean Burke and Eric Weinrich from New Jersey Devils for Bobby Holik, a 1993 second-round draft pick (Jay Pandolfo) and future considerations.

AUGUST 28 Acquired Mark Janssens from the Minnesota North Stars for James Black.

SEPTEMBER 3 NHL arbitrator K. Allen Hinnegan accepts proposal of a third (Sven Butenschon) and a seventh-round draft choice (Serge Aubin) in the 1994 Entry Draft as the future considerations for Frank Pietrangolo.

SEPTEMBER 14 Acquired Corrie D'Alessio and a 1993 fifth-round choice (later traded back to the Vancouver Canucks in Murray Craven trade) from the Vancouver Canucks for Kay Whitmore.

OCTOBER 1 Traded Michel Picard to the San Jose Sharks for future considerations.

OCTOBER 9 Named Tom Rowe director of hockey operations.

OCTOBER 30 Acquired Jamie Leach off waivers from the Pittsburgh Penguins.

NOVEMBER 21 Traded John Cullen to the Toronto Maple Leafs for a second-round pick in 1993 (later traded to San Jose – Vlastimil Kroupa).

NOVEMBER 24

## 1993

JANUARY 21 Acquired Yvon Corriveau from the San Jose Sharks as the future considerations for Michel Picard.

MARCH 22 Acquired Robert Kron, a conditional draft pick (Marek Malik), and future considerations (Jim Sandlak) from the Vancouver Canucks for Murray Craven and a 1993 fifth-round draft choice (Scott Walker); Acquired a sixth-round draft pick from the Detroit Red Wings (later traded back to Detroit – Tim Spitzig) for Steve Konroyd.

JUNE 1 Acquired Brad McCrimmon from the Detroit Red Wings for a 1993 fifth-round draft pick (pick had been previously acquired from Detroit in Steve Konroyd trade).

JUNE 20 Acquired Sergei Makarov from the Calgary Flames for future considerations.

JUNE 26 Traded first (Viktor Kozlov), second (Vlastimil Kroupa) and third-round draft picks (Ville Peltonen) in 1993 and future considerations (Sergei Makarov) to San Jose for the Sharks' first-round draft pick (second overall, Chris Pronger); Traded second-round draft pick (Jason Podollan) to Florida.

AUGUST 9 Signed free agents Jeff Bloemberg, Rob Corwie and Garth Premak.

SEPTEMBER 1 Brian Burke resigns as president and general manager to take the position of senior vice president and director of hockey operations for the NHL.

SEPTEMBER 8 Named Paul Holmgren general manager/head coach.

OCTOBER 4 Signed Brian Propp as a free agent.

NOVEMBER 2 Acquired Bryan Marchment and Steve Larmer from the Chicago Blackhawks for Patrick Poulin and Eric Weinrich; Acquired Darren Turcotte and James Patrick from the New York Rangers for Nick Kypreos, Barry Richter, Steve Larmer and a sixth-round draft choice (Yuri Litvinev).

NOVEMBER 3 Acquired Marc Potvin from the Los Angeles Kings for Doug Houda; Acquired Bob McGill off waivers from the New York Islanders.

NOVEMBER 10 Traded Martin Hamrik to the St. Louis Blues for future considerations.

NOVEMBER 16 Paul Holmgren resigns as head coach to concentrate on general manager duties. Pierre McGuire named head coach.

NOVEMBER 19 Acquired Jeff Reese from the Calgary Flames for Dan Keczmer and future considerations.

DECEMBER 16 Acquired Alexander Godynyuk from the Florida Panthers for Jim McKenzie.

## 1994

JANUARY 24 Acquired Todd Harkins from the Calgary Flames for Scott Morrow.

JANUARY 25 Acquired Ted Crowley from the Toronto Maple Leafs for Mark Greig and a 1995 sixth-round draft pick (Doug Bonner).

MARCH 10 Acquired Gary Suter, Ted Drury and Paul Ranheim from the Calgary Flames in exchange for Zarley Zalapski, James Patrick and Michael Nylander.



# TRADES AND ACQUISITIONS

MARCH 11 Acquired Frantisek Kucera and Jocelyn Lemieux from the Chicago Blackhawks for Gary Suter, Randy Cunneyworth and a 1995 third-round draft choice (later traded to Vancouver – Larry Courville).

MARCH 18 Traded Ken Belanger to the Toronto Maple Leafs for a 1994 ninth-round draft choice (Matt Ball).

JUNE 28 NHL Board of Governors approve the sale of the Hartford Whalers to Peter Karmanos Jr., Thomas Thewes and Jim Rutherford; Rutherford named chief operating officer, president and general manager; Paul Holmgren named head coach; Steve Martins acquired in supplemental draft; Signed free agent Jeff Chychrun.

JULY 13 Signed free agent Jimmy Carson to a multi-year contract.

AUGUST 18 Signed free agent Steve Rice to a multi-year contract.

AUGUST 26 Acquired Glen Wesley from the Boston Bruins for first-round draft picks in the 1995 (Kyle McLaren), 1996 (Jonathan Aitken) and 1997 (Sergei Samsonov) NHL Entry Drafts.

AUGUST 30 Edmonton awarded Bryan Marchment as compensation for signing of Steve Rice.

## 1995

JANUARY 18 Selected Kelly Chase and Brian Glynn in NHL Waiver Draft.

MARCH 23 Acquired Glen Featherstone, Michael Stewart, a 1995 first-round draft pick (Jean-Sebastien Giguere) and a 1996 fourth-round draft pick (Steve Wasylo) from the New York Rangers for Pat Verbeek.

MAY 31 Acquired fourth-round draft pick (Sami Kapanen) from the Los Angeles Kings for Jan. Vopat.

JULY 27 Brendan Shanahan acquired from the St. Louis Blues for Chris Pronger.

JULY 31 Acquired Jeff Bess off waiver wire from the Dallas Stars.

AUGUST 1 Signed free agent Gerald Diduck to a multi-year contract.

AUGUST 28 Signed free agents Todd Sparkes and David Williams.

OCTOBER 6 Acquired Nelson Emerson from the Winnipeg Jets for Darren Turcotte; Jason Muzzatti claimed off waivers from the Calgary Flames.

NOVEMBER 6 Fired Paul Holmgren as head coach; Named Paul Maurice head coach.

NOVEMBER 29 Dan Kesa acquired from the Dallas Stars for Robert Petrovicky.

DECEMBER 1 Jeff Reese traded to the Tampa Bay Lightning for a 1996 ninth-round draft pick (Askhat Rakhmatullin).

DECEMBER 20 Acquired Jim Dowd and a 1997 second-round draft pick (later traded to Calgary in Steve Chiasson trade, Flames selected – Dmitri Kokorev) from the New Jersey Devils for Jocelyn Lemieux and a 1998 second-round draft pick; Jeff Brown and a 1998 third-round draft pick (later traded to Calgary in Steve Chiasson trade – Paul Manning) acquired from the Vancouver Canucks for Jim Dowd, Frantisek Kucera and a 1997 second-round draft pick (Ryan Bonni).

DECEMBER 28 Acquired Kevin Dineen from the Philadelphia Flyers for a 1997 seventh-round draft pick (later re-acquired from Philadelphia in Paul Coffey trade – Andrew Merrick).

## 1996

OCTOBER 1 Kent Manderville signed to a one-year contract following training camp tryout; Acquired Kevin Brown from the Mighty Ducks of Anaheim for Espen Knutsen.

OCTOBER 9 Acquired Paul Coffey, Keith Primeau and a 1997 first-round draft pick (Nikos Tselios) from the Detroit Red Wings in exchange for Brendan Shanahan and Brian Glynn.

OCTOBER 12 Acquired Stu Grimson off waivers from the Detroit Red Wings.

NOVEMBER 9 Acquired Curtis Leschyshyn from the Washington Capitals for Andrei Nikolishin.

DECEMBER 15 Acquired Kevin Haller, a 1997 first-round draft pick (traded on draft day 1997 – June 21 – to San Jose [Scott Hannan] for San Jose's 1997 second-round draft pick [Brad DeFauw] and 1998 third-round draft pick [Erik Cole]), and Philadelphia's 1997 seventh-round draft pick (Andrew Merrick) for Paul Coffey and a 1997 third-round draft pick (Kris Mallette).

## 1997

MARCH 5 Acquired Steve Chiasson and a 1997 third-round draft pick (Francis Lessard) from the Calgary Flames for Glen Featherstone, Hnat Domenichelli, a 1997 second-round draft pick (Dimitri Kokorev) and a 1998-third round draft pick (Paul Manning).

MARCH 18 Acquired Bates Battaglia and a 1998 fourth-round draft pick (Josef Vasicek) from the Mighty Ducks of Anaheim for Mark Janssens; Acquired a 1998 eighth-round draft pick (Jaroslav Svoboda) from the Toronto Maple Leafs for Kelly Chase; Acquired Chris Murray from the Phoenix Coyotes for Gerald Diduck; Acquired Derek King from the New York Islanders for a 1997 fifth-round draft pick (Adam Edinger).

JUNE 27 Acquired Steve Leach from the St. Louis Blues for Alexander Godynyuk and a 1998 sixth-round draft pick (Brad Voht).

JULY 25 Acquired Enrico Ciccone from the Chicago Blackhawks for Ryan Risidore and a 1998 fifth-round draft pick (later traded to Toronto – Morgan Warren).

AUGUST 8 Traded Jason Muzzatti to New York Rangers for a 1998 fourth-round draft pick (Tommy Westlund).

AUGUST 11 Signed free agent Pat Jablonski.

AUGUST 14 Signed free agent Mike Fountain.

AUGUST 25 Acquired Gary Roberts and Trevor Kidd from the Calgary Flames in exchange for Andrew Cassels and Jean-Sebastien Giguere.

NOVEMBER 18 Acquired defenseman Sean Hill from the Ottawa Senators in exchange for Chris Murray.

## 1998

JANUARY 2 Traded Jeff Brown to the Toronto Maple Leafs in exchange for a 1999 fourth-round draft pick (pick later traded to Nashville along with future considerations for Eric Fichaud; Nashville selected Yevgeny Pavlov).

JANUARY 3 Acquired Martin Gelin and Kirk McLean from the Vancouver Canucks in exchange for Sean Burke, Geoff Sanderson and Enrico Ciccone.

MARCH 2 Signed Mark McMahon to a multi-year contract.

MARCH 24 Acquired Ray Sheppard from the Florida Panthers in exchange for Kirk McLean.

MARCH 30 Signed Greg Koehler as a free agent.

JUNE 1 Acquired Randy Petruk from the Colorado Avalanche for a 1999 fifth-round draft pick (William Magnuson).

JULY 8 Signed 1998 fourth-round draft pick Tommy Westlund to a contract.

JULY 13 Signed Ron Francis as a free agent.

JULY 31 Acquired a conditional draft pick in the 1999 NHL Entry Draft from the Los Angeles Kings for Manny Legace.

AUGUST 11 Acquired David Karp and fourth-round draft pick in 2000 from the Mighty Ducks of Anaheim for Stu Grimson and Kevin Haller.

SEPTEMBER 10 Signed Arturs Irbe as a free agent.

DECEMBER 29 Acquired Paul Coffey from Chicago Blackhawks for Nelson Emerson.

## 1999

MARCH 6 Acquired Andrei Kovalenko from the Philadelphia Flyers for Adam Burt; Assistant coach Tom Webster named head coach of the Windsor Spitfires of the Ontario Hockey League (OHL).

MAY 26 Acquired a 1999 eighth-round draft pick (Antti Jokela) from the Philadelphia Flyers in exchange for prospect Francis Lessard.

JUNE 1 Signed 1997 first-round draft pick Nikos Tselios to multi-year contract.

JUNE 22 Head coach Paul Maurice signed to a three-year contract; Assistant coaches Randy Ladouceur and Kevin McCarthy each signed three-year contracts.

JUNE 25 Goaltender Trevor Kidd selected by the Atlanta Thrashers in the 1999 NHL Expansion Draft.

JUNE 26 Carolina selected David Tanabe with their first-round pick (16th overall) in the 1999 NHL Entry Draft (16th overall); Acquired goaltender Eric Fichaud from the Nashville Predators in exchange for Carolina's 1999 fourth-round draft pick (Yevgeny Pavlov) and future considerations.

JULY 15 Signed Josef Vasicek to multi-year contract.

AUGUST 4 Agreed to one-year contract with defenseman Steve Bancroft.

AUGUST 7 Agreed to contract terms with goaltender Mark Fitzpatrick.

AUGUST 31 Agreed to one-year contracts with Eric Dandenault, Jeff Daniels, Gilbert Dionne and Todd Simon.

OCTOBER 2 Signed David Tanabe to a three-year contract and Mike Rucinski to a one-year contract.

## 2000

JANUARY 23 Acquired Rod Brind'Amour, Jean-Marc Pelletier and a 2000 second-round draft pick (later traded to Colorado in Sandis Ozolinsh trade – Argis Saviels) from the Philadelphia Flyers in exchange for Keith Primeau and a 2000 fifth-round pick (later transferred to the NY Islanders – Kristofer Ottoson).

FEBRUARY 11 Eric Fichaud claimed off waivers by the Montreal Canadiens.

MARCH 14 Acquired Sandy McCarthy from the Philadelphia Flyers in exchange for Kent Manderville.

MARCH 26 Signed 1998 third-round draft pick Erik Cole to a multi-year contract.

MAY 18 Agreed to terms with 1998 draft picks Jaroslav Svoboda and Brent McDonald.

MAY 31 Signed defenseman Shaun Fisher to a multi-year contract. Traded Paul Ranheim to the Philadelphia Flyers for a 2002 eighth-round draft pick.

JUNE 2 Agreed to terms with 1998 draft pick Jeff Heerema.

JUNE 24 Acquired defenseman Sandis Ozolinsh and a 2000 second-round pick (Tomas Kurka) from the Colorado Avalanche in exchange for Nolan Pratt, a first-round draft pick (Vaclav Nedorost) and two second-round draft picks (Jared Aulin, Argis Saviels) in 2000.

JUNE 25 Acquired a 2000 fourth-round pick (Niclas Wallin) from the Atlanta Thrashers in exchange for a fourth-round draft pick (Blake Robson), a fifth-round draft pick (Matt McRae) and an eighth-round draft pick (Eric Bown) in 2000.

JULY 24 Agreed to terms on a five-year contract with defenseman Sandis Ozolinsh.

JULY 31 Signed free agent defenseman Kevin Hatcher.

AUGUST 4 Acquired forwards Rob DiMaio and Darren Langdon from the New York Rangers in exchange for Sandy McCarthy and a 2001 fourth-round draft pick; Signed forward Martin Gelin to a contract extension.

AUGUST 9 Signed free agent goaltender Tyler Moss.

## 2001

MARCH 1 Acquired forward Scott Pellerin from the Minnesota Wild for a third-round draft pick in the 2001 Entry Draft (later traded to NY Rangers – Garth Murray), the rights to forward Askhat Rakhmatullin and future considerations.

JUNE 1 Signed forward Brett Lysak to a multi-year contract.



# TRADES AND ACQUISITIONS

JUNE 24 Acquired forward Chris Dingman from the Colorado Avalanche in exchange for a 2001 fifth-round draft pick (Mikko Vitanen).

JUNE 24 Acquired a 2001 fourth-round draft pick (Rob Zepp) from the Philadelphia Flyers in exchange for a 2002 third-round pick (later re-acquired by Carolina – Jesse Lane).

JULY 9 Acquired defenseman Aaron Ward from the Detroit Red Wings in exchange for a future second-round draft pick, which Detroit used in 2002 (Jiri Hudler).

JULY 11 Agreed to terms with forward Chris Dingman on a one-year contract.

JULY 15 Signed defenseman Igor Knyazev to a three-year contract.

JULY 17 Signed goaltender Tom Barrasso to a one-year contract.

SEPTEMBER 28 Claimed forward Josh Holden from the Vancouver Canucks in the NHL Waiver Draft.

OCTOBER 5 Signed forward Michael Zigomanis, goaltender Rob Zepp and forward Ryan Murphy to multi-year contracts.

OCTOBER 25 Forward Josh Holden claimed off waivers by the Vancouver Canucks.

DECEMBER 5 Acquired defenseman Sean Hill from the St. Louis Blues in exchange for defenseman Steve Halko and a 2002 fourth-round pick (Lane Manson).

DECEMBER 27 Acquired defenseman Kaspars Astashenko from the Tampa Bay Lightning in exchange for defenseman Harlan Pratt.

## 2002

JANUARY 16 Acquired defenseman Bret Hedican, forward Kevyn Adams and defenseman Tomas Malec from the Florida Panthers in exchange for defenseman Sandis Ozolinsh and forward Byron Ritchie.

MARCH 5 Acquired goaltender Kevin Weekes from the Tampa Bay Lightning in exchange for forwards Chris Dingman and Shane Willis.

MARCH 20 Signed forward Ryan Bayda to a three-year contract.

APRIL 10 Signed defenseman Tomas Malec to a three-year contract.

JUNE 16 Signed General Manager Jim Rutherford to a multi-year contract.

JUNE 18 Signed Head Coach Paul Maurice and Assistant Coaches Randy Ladouceur and Kevin McCarthy to multi-year contracts.

JULY 9 Signed goaltender Daniel Boisclair to a three-year contract.

JULY 16 Signed defenseman Ed Hill to a three-year contract and defenseman Ryan Bast to a one-year contract.

JULY 24 Signed forward Brad Defauw to a two-year contract.

AUGUST 5 Signed defenseman Steve Halko to a one-year contract.

AUGUST 9 Signed forward Mike Watt to a one-year contract.

NOVEMBER 1 Acquired forward Jan. Hlavac and forward Harold Druken from the Vancouver Canucks in exchange for defenseman Marek Malik and forward Darren Langdon.

DECEMBER 11 Forward Harold Druken claimed off of waivers by the Toronto Maple Leafs.

DECEMBER 30 Goaltender Patrick Desrochers acquired from the Phoenix Coyotes in exchange for goaltender Jean-Marc Pelletier.

## 2003

JANUARY 17 Claimed forward Harold Druken off of waivers from the Toronto Maple Leafs.

FEBRUARY 7 Acquired forward Pavel Brendl and defenseman Bruno St. Jacques from Philadelphia in exchange for forward Sami Kapanen and defenseman Ryan Bast.

MARCH 9 Acquired a second-round draft pick in 2004 (later traded to Columbus – Kyle Wharton) from Toronto in exchange for defenseman Glen Wesley.

MARCH 11 Acquired forward Radim Vrbata from Colorado in exchange for forward Bates Battaglia.

MARCH 24 Signed defenseman Brad Fast to a multi-year contract.

MAY 29 Acquired defenseman Allan Rourke from Toronto in exchange for Harold Druken and Jeff Dav.

JUNE 21 Acquired defenseman Danny Markov and a third-round pick in the 2005 NHL Entry Draft from Phoenix in exchange for David Tanabe and Igor Knyazevs.

JUNE 22 Acquired forward Marty Murray from Philadelphia in exchange for a sixth-round pick in the 2004 NHL Entry Draft (Frederik Cabana).

JULY 2 Signed free agent forward Joey Tetarenko to a one-year contract.

JULY 8 Signed free agent defenseman Glen Wesley to a one-year contract.

JULY 16 Acquired defenseman Bob Boughner from Calgary in exchange for a fourth-round pick in the 2004 NHL Entry Draft (Kristopher Hogg) and future considerations.

AUGUST 6 Signed free agent forward Chad LaRose to a three-year contract.

SEPTEMBER 30 Forward Jeff Heerema claimed off of waivers by the NY Rangers.

OCTOBER 3 Signed goaltender Jamie Storr to a one-year contract. Selected goaltender Jani Hurme in the NHL Waiver Draft and traded him to Atlanta for a fourth-round pick in 2004 (Brett Carson).

OCTOBER 6 Signed forward Eric Staal to a three-year contract.

NOVEMBER 23 Forward Jeff Daniels retired as a player and joined the Hurricanes front office in a prospect and player development capacity.

DECEMBER 15 Named Peter Laviolette head coach and Kevin McCarthy and Jeff Daniels assistant coaches. Relieved Paul Maurice, Randy Ladouceur and Don Edwards of their coaching duties.

## 2004

JANUARY 8 Randy Ladouceur joined the front office in a prospect and player development capacity.

JANUARY 20 Acquired forward Justin Williams from Philadelphia in exchange for defenseman Danny Markov.

FEBRUARY 20 Acquired defenseman Chris Behan and Washington's third-round pick in 2004 (Casey Borer) from Colorado in exchange for defenseman Bob Boughner.

MARCH 9 Traded forward Ron Francis to Toronto in exchange for a fourth-round pick in 2005.

MAY 6 Extended the team's affiliation agreement with Lowell (AHL) through the 2008-09 season; Lowell (AHL) coach Ron Smith announced retirement. Tom Rowe named head coach and general manager for Lowell.

MAY 13 Agreed to terms with goaltender Cam Ward on a multi-year contract.

MAY 21 Named Ron Smith a professional scout for the team.

JUNE 16 Traded goaltender Arturs Irbe to Columbus for future considerations.

JUNE 18 Acquired goaltender Martin Gerber from Anaheim in exchange for defenseman Tomas Malec and a third-round pick in the 2004 draft (Kyle Klubertanz).

JUNE 26 Acquired the fourth overall pick in the first round of the 2004 Entry Draft (Andrew Ladd) from Columbus in exchange for the eighth overall pick in the first round (Alexandre Picard) and a second-round pick (Kyle Wharton).

JUNE 29 Traded forward Jaroslav Svoboda to Dallas in exchange for a fourth-round pick in the 2005 Entry Draft.

JULY 15 Signed free agent defenseman Frantisek Kaberle to a two-year contract.

AUGUST 5 Signed free agent forward Matt Cullen to a one-year contract.

AUGUST 6 Signed goaltender Craig Kowalski to a two-year contract.

AUGUST 11 Signed free agent forwards Colin Forbes and Gordie Dwyer to one-year contracts.

SEPTEMBER 15 Signed defenseman Danny Richmond to a three-year contract.

## 2005

JULY 28 Signed goaltender Kevin Nastiuk to a multi-year contract.

JULY 29 Acquired defenseman Mike Commodore from Calgary in exchange for a third-round pick in the 2005 Entry Draft.

JULY 29 Acquired defenseman Andrew Hutchinson from Nashville in exchange for a third-round pick in the 2005 Entry Draft.

JULY 30 Traded forward Jeff O'Neill to the Toronto Maple Leafs in exchange for a conditional pick in the 2006 Entry Draft.

AUGUST 2 Signed forward Cory Stillman to a three-year contract.

AUGUST 4 Signed defenseman Oleg Tverдовsky to a three-year contract.

AUGUST 4 Signed forwards Keith Aucoin and David Gove to one-year contracts.

AUGUST 6 Signed forward Ray Whitney to a two-year contract.

AUGUST 16 Signed defenseman Glen Wesley to a one-year contract.

AUGUST 16 Signed defenseman Chris Hajt to a one-year contract.

AUGUST 24 Signed forward Niklas Nordgren to a one-year contract.

SEPTEMBER 15 Signed forward Vince Bellissimo to a two-year contract.

SEPTEMBER 27 Signed forward Andrew Ladd to a three-year contract.

OCTOBER 3 Acquired forward Craig Adams from the Mighty Ducks of Anaheim in exchange for defenseman Bruno St. Jacques.

OCTOBER 4 Signed forward Kevin Estrada to a two-year contract.

DECEMBER 28 Acquired forward Stephen Peat from Washington in exchange for forward Colin Forbes; Assigned Peat to Lowell (AHL).

DECEMBER 28 Acquired forward Krystofer Kolanos from the Phoenix Coyotes in exchange for forward Pavel Brendl.

DECEMBER 29 Traded forward Radim Vrbata to Chicago for future considerations.

## 2006

JANUARY 20 Acquired defenseman Anton Babchuk and Chicago's fourth-round pick in 2007 from Chicago in exchange for defenseman Danny Richmond and Columbus' fourth-round pick in 2006.

JANUARY 30 Acquired forward Doug Weight and forward Erkki Rajamaki from the St. Louis Blues in exchange for forwards Jesse Boulerice, Mike Zigomanis and Magnus Kahnberg. Carolina's first-round pick in the 2006 Entry Draft, Toronto's fourth-round pick in the 2006 Entry Draft and Chicago's fourth-round pick in 2007.

MARCH 9 Acquired forward Mark Recchi from Pittsburgh in exchange for forward Niklas Nordgren, forward Krystofer Kolanos and a second-round pick in the 2007 NHL Entry Draft.

JULY 1 Signed goaltender John Grahame to a two-year contract.

JULY 6 Signed forward Trevor Letowski to a two-year contract.

JULY 7 Signed forward Patrick Dwyer to a two-year contract.

JULY 11 Signed forward Mike Angelidis to a three-year contract.

JULY 14 Signed defenseman Derrick Walser to a one-year contract.

JULY 18 Acquired forward Scott Walker from the Nashville Predators in exchange for forward Josef Vasicek. Signed forward Shane Willis to a one-year contract.

JULY 20 Signed defenseman J.D. Forrest to a one-year contract.

AUGUST 2 Signed forward Jesse Boulerice to a one-year contract.

AUGUST 4 Signed forward Ryan Bayda to a one-year contract.

AUGUST 24 Signed forward Joe Barnes to a three-year contract.

AUGUST 29 Signed defenseman David Tanabe to a one-year contract.

AUGUST 30 Signed forward Brad Isbister to a one-year contract.

AUGUST 31 Signed forward Stephen Peat to a one-year contract.

# TRADES AND ACQUISITIONS

SEPTEMBER 29 Acquired forward Eric Belanger and defenseman Tim Gleason from the Los Angeles Kings in exchange for defenseman Oleg Tverdovsky and the rights to defenseman Jack Johnson.

NOVEMBER 21 Acquired forward Jakub Petruzalek and a conditional draft pick in 2008 from the New York Rangers in exchange for forward Brad Isbister.

NOVEMBER 29 Acquired defenseman Mark Flood from the Columbus Blue Jackets in exchange for defenseman Derrick Walser.

## 2007

JANUARY 8 Acquired defenseman Dennis Seidenberg from the Phoenix Coyotes in exchange for forward Kevyn Adams.

FEBRUARY 23 Acquired forward Anson Carter from the Columbus Blue Jackets in exchange for a fifth-round pick in 2008.

MARCH 26 Signed defenseman Noah Babin to a two-year contract.

APRIL 3 Signed forward Nicolas Blanchard to a three-year contract.

APRIL 10 Signed forward Bobby Hughes to a three-year contract.

APRIL 13 Signed forward Ray Whitney to a three-year contract.

MAY 17 Signed defenseman Casey Borer to a two-year contract.

MAY 18 Signed forward Jakub Petruzalek to a one-year contract.

MAY 31 Signed goaltender Cam Ward to a three-year contract.

JUNE 1 Signed defenseman Glen Wesley to a one-year contract.

JUNE 20 Signed forward Scott Walker to a three-year contract.

JUNE 23 Acquired goaltender Michael Leighton from the Montreal Canadiens in exchange for a seventh-round pick in 2007.

JULY 1 Signed forward Jeff Hamilton to a two-year contract.

JULY 2 Signed forward Jerome Samson to a three-year contract. Signed defenseman Joey Mormina, forward Trevor Gillies and forward Brandon Nolan to one-year contracts.

JULY 3 Signed forward Ryan Bayda, forward/defenseman Wade Brookbank, defensemen Tim Conboy J.D. Forrest to one-year contracts.

JULY 17 Acquired forward Matt Cullen from the New York Rangers in exchange for defenseman Andrew Hutchinson, forward Joe Barnes and a third-round pick in 2008.

JULY 27 Signed goaltender Michael Leighton to a one-year contract.

## 2008

JANUARY 8 Claimed forward Sergei Samsonov on re-entry waivers from Chicago.

JANUARY 17 Traded forward Craig Adams to the Chicago Blackhawks in exchange for future considerations.

JANUARY 31 Acquired forward Joe Jensen from Pittsburgh in exchange for forward David Gove.

FEBRUARY 7 Traded defenseman J.D. Forrest to San Jose in exchange for future considerations.

FEBRUARY 11 Acquired defenseman Joe Corvo and forward Patrick Eaves from Ottawa in exchange for defenseman Mike Commodore and forward Cory Stillman.

FEBRUARY 26 Acquired forward Tuomo Ruutu from Chicago in exchange for forward Andrew Ladd.

MARCH 26 Signed forward Brandon Sutter to a three-year contract.

APRIL 16 Signed forward Sergei Samsonov to a three-year contract; Signed forward Stefan Chaput to a three-year, entry-level contract; Signed forward Nick Dodge to a two-year, entry-level contract.

MAY 12 Signed defenseman Bryan Rodney to a one-year contract.

MAY 15 Signed defenseman Brett Bellemore to a three-year, entry-level contract.

MAY 19 Signed forward Harrison Reed to a three-year, entry-level contract.

JUNE 4 Signed forward Patrick Eaves to a three-year contract.

JUNE 5 Defenseman Glen Wesley announced his retirement as a player and became Hurricanes' director of defensemen development.

JUNE 6 Signed goaltender Daniel Manzato to a one-year contract.

JUNE 9 Named Jeff Daniels head coach/general manager of the Albany River Rats (AHL); Named Tom Rowe assistant coach of the Carolina Hurricanes.

JUNE 11 Signed goaltender Michael Leighton to a two-year contract.

JUNE 13 Signed forward Trevor Gillies to a one-year contract.

JUNE 19 Signed defenseman Tim Gleason to a three-year contract; Acquired the rights to forward Darcy Hordichuk from Nashville in exchange for a fifth-round draft pick in 2010.

JUNE 24 Signed forward Tuomo Ruutu to a one-year contract.

JULY 1 Acquired defenseman Joni Pitkanen from Edmonton in exchange for forward Erik Cole; Signed defenseman Anton Babchuk to a one-year contract; Signed forward Ryan Bayda and forward/defenseman Wade Brookbank to one-year contracts; Signed defenseman Tim Conboy to a two-year contract.

JULY 2 Signed defenseman Joni Pitkanen to a three-year contract; Signed defenseman Josef Melichar to a one-year contract.

JULY 3 Signed forward Dwight Helminen to a one-year contract.

JULY 9 Signed forward Chad LaRose to a one-year contract.

JULY 12 Carolina Hurricanes and the Centennial Authority announced a five-year extension of the team's lease of the RBC Center, making the final year of the lease 2024.

JULY 14 Signed defenseman Mark Flood and forwards Patrick Dwyer and Joe Jensen to one-year contracts.

JULY 30 Signed forward Drayson Bowman to a three-year, entry-level contract.

SEPTEMBER 11 Signed forward Eric Staal to a seven-year contract extension.

SEPTEMBER 15 Signed forward Matt Murley to a one-year contract.

OCTOBER 4 Signed forward Zach Boychuk to a three-year, entry-level contract.

OCTOBER 6 Signed free-agent forward Dan LaCouture to a one-year contract.

OCTOBER 31 Signed free-agent forward Michael Ryan to a one-year contract.

DECEMBER 3 Relieved Peter Laviolette of his head coaching duties; Named Paul Maurice head coach and Ron Francis associate head coach; Named Jason Karmanos vice president and assistant general manager.

DECEMBER 29 Suspended forward Dan LaCouture.

## 2009

FEBRUARY 7 Acquired forward Jussi Jokinen from Tampa Bay in exchange for forward/defenseman Wade Brookbank, defenseman Josef Melichar and a fourth-round pick in 2009.

MARCH 4 Acquired forward Patrick O'Sullivan and Calgary's second-round pick in 2009 from Los Angeles in exchange for Justin Williams; traded O'Sullivan and Carolina's second-round pick in 2009 to Edmonton for Erik Cole and Edmonton's fifth-round pick in 2009.

MARCH 18 Signed goaltender Mike Murphy to a three-year, entry-level contract.

MARCH 29 Signed defenseman Jamie McBain to a three-year, entry-level contract.

MAY 20 Signed free-agent forward Matthew Pistilli to a three-year, entry-level contract.

MAY 29 Signed forward Chris Terry to a three-year, entry-level contract.

JUNE 15 Signed head coach Paul Maurice to a multi-year contract; Announced that Ron Francis will return to the bench with the title associate head coach/director of player personnel; Announced that Tom Barrasso will have the title of assistant coach and that assistant coaches Kevin McCarthy and Tom Rowe will remain in their roles.

JUNE 29 Signed forward Jussi Jokinen to a two-year contract.

JULY 1 Signed forward Erik Cole to a two-year contract.

JULY 2 Signed forward Chad LaRose to a two-year contract.

JULY 8 Signed free-agent forward Steve Goertzen, defenseman Casey Borer and goaltender Justin Peters to one-year contracts.

JULY 9 Signed free-agent defenseman Jay Harrison to a one-year contract.

JULY 15 Signed free-agent forward Tom Kostopoulos to a three-year contract; Signed free-agent defenseman Andrew Alberts to a two-year contract; Signed free-agent defenseman Zack Fitzgerald and forward Mike Angelidis to one-year contracts.

JULY 20 Signed defensemen Brett Carson and Bryan Rodney to one-year contracts.

JULY 23 Signed forward Tuomo Ruutu to a three-year contract.

JULY 24 Acquired defenseman Aaron Ward from Boston in exchange for forward Patrick Eaves and a fourth-round pick in 2010.

JULY 28 Bought out the remaining year of defenseman Frantisek Kaberle's contract.

AUGUST 18 Signed free-agent forward Stephane Yelle to a one-year contract.

AUGUST 31 Acquired forward Rob Hennigar from the New York Islanders in exchange for forward Bobby Hughes.

DECEMBER 3 Acquired forward Jiri Tlustý from Toronto in exchange for the rights to forward Philippe Paradis.

DECEMBER 4 Hurricanes assistant coach Kevin McCarthy named to the Philadelphia Flyers' coaching staff.

## 2010

FEBRUARY 7 Traded defenseman Niclas Wallin and a 2010 fifth-round pick to San Jose for Buffalo's 2010 second-round pick.

FEBRUARY 12 Traded forward Matt Cullen to Ottawa for defenseman Alexandre Picard and Ottawa's 2010 second-round pick.

MARCH 3 Acquired goaltender Justin Pogge and Boston's fourth-round pick in 2010 or 2011 from Anaheim in exchange for defenseman Aaron Ward.

MARCH 3 Traded forward Scott Walker to Washington for Washington's 2010 seventh-round pick.

MARCH 3 Acquired defenseman Brian Pothier, forward Oskar Osala and Washington's 2011 second-round pick from the Capitals in exchange for defenseman Joe Corvo.

MARCH 3 Acquired forward Cedric LaLonde-McNicol and Colorado's 2010 sixth-round pick from Colorado in exchange for forwards Stephane Yelle and Harrison Reed.

MARCH 3 Traded defenseman Andrew Alberts to Vancouver for Vancouver's 2010 third-round pick.

MAY 13 Acquired forward Jared Staal from Phoenix in exchange for Nashville's 2010 fifth-round pick.

JUNE 26 Acquired forward Jonathan Matsumoto from Philadelphia in exchange for Washington's 2010 seventh-round pick.

JUNE 26 Acquired forward Riley Nash from Edmonton in exchange for Ottawa's 2010 second-round pick.

JUNE 26 Acquired defenseman Bobby Sanguinetti from the NY Rangers in exchange for Carolina's 2010 sixth-round pick and Washington's 2011 second-round pick.

SEPTEMBER 17 Signed forward Patrick O'Sullivan as a free agent.

SEPTEMBER 21 Signed forward Jeff Skinner to a three-year, entry-level contract.

NOVEMBER 16 Claimed forward Troy Bodie on waivers from Anaheim.

NOVEMBER 17 Acquired defenseman Ian White and forward Brett Sutter from Calgary in exchange for defenseman Anton Babchuk and forward Tom Kostopoulos.

# TRADES AND ACQUISITIONS

NOVEMBER 23 Forward Patrick O'Sullivan claimed on waivers by Minnesota; Acquired forward Ryan Carter from Anaheim in exchange for forwards Stefan Chaput and Matt Kennedy.

## 2011

FEBRUARY 18 Acquired defenseman Derek Joslin from San Jose in exchange for future considerations; Acquired San Jose's 2012 second-round draft pick in exchange for defenseman Ian White.

FEBRUARY 22 Acquired forward Cory Stillman from Florida in exchange for forward Ryan Carter and Carolina's 2011 fifth-round draft pick.

FEBRUARY 28 Defenseman Brett Carson claimed on waivers by Calgary; Acquired defenseman Bryan Allen from Florida in exchange for forward Sergei Samonov.

APRIL 4 Signed defenseman Rasmus Rissanen to a three-year, entry-level contract.

APRIL 12 Signed defenseman Justin Krueger to a one-year, entry-level contract.

APRIL 15 Signed defenseman Justin Faulk to a three-year, entry-level contract.

JUNE 4 Signed defenseman Tommi Kivisto and forward Mattias Lindstrom to three-year, entry-level contracts.

JUNE 7 Named Rod Brind'Amour and Dave Lewis assistant coaches; Named Ron Francis director of hockey operations; Named Tom Rowe pro scout.

JULY 1 Signed forward Tim Brent to a two-year contract.

JULY 1 Signed goaltender Brian Boucher to a two-year contract.

JULY 1 Signed forward Alexei Ponikarovsky to a one-year contract.

JULY 2 Signed forward Justin Soryal to a one-year, two-way contract.

JULY 2 Signed forward Anthony Stewart to a two-year contract.

JULY 5 Signed defenseman Tomas Kaberle to a three-year contract.

JULY 5 Acquired Boston's 2012 fourth-round pick in exchange for defenseman Joe Corvo.

JULY 15 Signed forward Chris Durno to a one-year, two-way contract.

SEPTEMBER 22 Signed President and General Manager Jim Rutherford to a four-year contract extension.

NOVEMBER 28 Relieved Paul Maurice of his head coaching duties; Named Kirk Muller head coach.

NOVEMBER 29 Claimed forward Andreas Nodl on waivers from Philadelphia.

DECEMBER 1 Named John MacLean assistant coach.

DECEMBER 9 Acquired defenseman Jaroslav Spacek from Montreal in exchange for defenseman Tomas Kaberle.

## 2012

JANUARY 18 Acquired forwards Evgenii Dadonov and A.J. Jenks from Florida in exchange for forwards Jon Matsumoto and Mattias Lindstrom.

JANUARY 20 Acquired defenseman Joe Sova and a 2012 fourth-round draft pick from New Jersey in exchange for forward Alexei Ponikarovsky.

JANUARY 30 Signed defenseman Tim Gleason to a four-year contract extension.

FEBRUARY 22 Signed forward Tuomo Ruutu to a four-year contract extension.

MARCH 16 Signed defenseman Austin Levi to a three-year, entry-level contract.

APRIL 5 Signed forward Jeremy Welsh to a one-year, entry-level contract.

APRIL 10 Signed defenseman Brian Dumoulin to a three-year, entry-level contract.

APRIL 23 Signed defenseman Beau Schmitz to a three-year, entry-level contract.

APRIL 24 Signed forward Jiri Tlustý to a two-year contract.

MAY 21 Signed defenseman Jamie McBain to a two-year contract.

MAY 21 Signed defenseman Bobby Sanguinetti to a one-year, two-way contract.

MAY 21 Signed forward Nicolas Blanchard to a two-year, two-way contract.

JUNE 1 Signed forward Brody Sutter to a three-year, entry-level contract.

JUNE 1 Signed defenseman Justin Krueger to a one-year, two-way contract.

JUNE 7 Signed goaltender John Muse to a one-year, two-way contract.

JUNE 22 Acquired forward Jordan Staal from Pittsburgh in exchange for forward Brandon Sutter, defenseman Brian Dumoulin and Carolina's 2012 first-round (8th overall) draft pick.

JULY 1 Signed forward Jordan Staal to a 10-year contract extension. Signed defenseman Joe Corvo to a one-year contract. Signed goaltender Justin Peters to a two-year contract. Signed forward Brett Sutter to a one-year, two-way contract.

JULY 11 Signed defenseman Marc-Andre Gagnani to a one-year, two-way contract.

JULY 13 Signed forward Chris Terry to a two-year, two-way contract.

JULY 19 Signed forward Tim Wallace to a one-year, two-way contract.

JULY 20 Signed forward Jerome Samson to a one-year, two-way contract.

JULY 23 Signed forward Drayson Bowman to a two-year contract.

JULY 24 Signed defenseman Jay Harrison to a three-year contract extension. Signed forward Zach Boychuk to a one-year, two-way contract.

JULY 26 Signed forward Alexander Semin to a one-year contract.

AUGUST 8 Signed forward Jeff Skinner to a six-year contract extension.

SEPTEMBER 5 Signed forward Patrick Dwyer to a two-year contract extension.

SEPTEMBER 11 Signed forward Jeremy Welsh to a two-year contract.

## 2013

JANUARY 13 Signed goaltender Dan Ellis to a one-year contract. Acquired forward Kevin Westgarth from Los Angeles in exchange for forward Anthony Stewart, a 2013 fourth-round draft pick and a 2014 sixth-round draft pick in 2014. Acquired forward Luke Pither from Philadelphia in exchange for goaltender Brian Boucher and defenseman Mark Alt.

JANUARY 31 Forward Zach Boychuk claimed on waivers by Pittsburgh.

MARCH 13 Signed defenseman Danny Biega to a three-year, entry-level contract.

MARCH 14 Signed defenseman Keegan Lowe to a three-year, entry-level contract.

MARCH 16 Claimed forward Adam Hall on waivers from Tampa Bay.

MARCH 21 Claimed forward Zach Boychuk on waivers from Nashville.

MARCH 25 Signed forward Alexander Semin to a five-year contract extension.

APRIL 2 Acquired defenseman Marc-Andre Bergeron from Tampa Bay in exchange for forward Adam Hall and a 2013 seventh-round draft pick.

APRIL 3 Acquired a conditional 2013 sixth- or seventh-round draft pick from Pittsburgh in exchange for forward Jussi Jokinen. Signed forward Brock McGinn to a three-year, entry-level contract.

APRIL 10 Signed forward Brendan Woods to a three-year, entry-level contract.

JUNE 25 Signed forward Brett Sutter to a one-year, two-way contract.

JUNE 28 Signed defenseman Brett Bellemore to a one-year, two-way contract.

JUNE 30 Acquired defenseman Andrej Sekera from Buffalo in exchange for a 2013 second-round draft pick and defenseman Jamie McBain.

JULY 5 Signed goaltender Anton Khudobin and defenseman Mike Komisarek to one-year contracts.

JULY 9 Signed forward Riley Nash to a two-year, two-way contract.

JULY 10 Signed defensemen Matthew Corrente and Mark Flood, as well as forward Aaron Palushaj to one-year, two-way contracts.

JULY 11 Signed defenseman Michal Jordan to a one-year, two-way contract.

JULY 15 Signed forward Elias Lindholm to a three-year, entry-level contract.

JULY 16 Signed forward Jared Staal to a one-year, two-way contract.

JULY 19 Signed forward Zac Dalpe to a one-year, two-way contract.

JULY 25 Signed forward Nathan Gerbe to a one-year, two-way contract.

AUGUST 20 Signed forward Zach Boychuk to a one-year, two-way contract.

AUGUST 22 Signed forward Sergey Tolchinsky to a three-year, entry-level contract.

SEPTEMBER 12 Signed defenseman Ron Hainsey to a one-year contract.

SEPTEMBER 29 Acquired forward Kellan Tochkin and a 2014 fourth-round pick from Vancouver in exchange for forwards Zac Dalpe and Jeremy Welsh.

OCTOBER 2 Signed forward Radek Dvorak to a one-year contract.

OCTOBER 31 Signed forward Manny Malhotra to a one-year contract.

DECEMBER 6 Agreed to terms with forward Carter Sandlak on a three-year, entry-level contract.

DECEMBER 30 Acquired forward Greg Nemisz from Calgary in exchange for forward Kevin Westgarth.

## 2014

JANUARY 1 Acquired defensemen John-Michael Liles and Dennis Robertson from Toronto in exchange for defenseman Tim Gleason.

MARCH 5 Acquired forward Andrei Loktionov and a conditional draft pick from New Jersey in exchange for forward Tuomo Ruutu.

APRIL 12 Signed forward Patrick Brown to a two-year, entry-level contract.

APRIL 28 Named Ron Francis general manager, Brian Tatum assistant general manager and Mike Vellucci assistant general manager and director of hockey operations. Jim Rutherford to remain in role of team president.

MAY 5 Relieved Kirk Muller, Dave Lewis and John MacLean of their coaching duties. Greg Stefan reassigned to pro scouting staff.

JUNE 19 Named Bill Peters head coach.

JUNE 20 Named Ricky Olczyk assistant general manager.

JUNE 24 Named Steve Smith assistant coach.

JULY 1 Named Don Waddell team president.

JULY 1 Signed forward Brad Malone to a two-year contract.

JULY 1 Signed forward Jay McClement to a one-year contract.

JULY 1 Signed goaltender Drew MacIntyre to a one-year, two-way contract.

JULY 3 Signed defenseman Tim Gleason to a one-year contract.

JULY 4 Signed forward Ben Holmstrom to a one-year, two-way contract.

JULY 15 Named David Marcoux goaltending coach.

NOVEMBER 20 Claimed forward Andrej Nestrasil on waivers from Detroit.

DECEMBER 18 Traded defenseman Jay Harrison to Winnipeg in exchange for Ottawa's 2015 sixth-round pick.

## 2015

FEBRUARY 25 Acquired a third-round selection in the 2016 NHL Draft and either a fifth- or sixth-round pick in the 2015 NHL Draft from Winnipeg in exchange for forward Jiri Tlustý.

FEBRUARY 25 Acquired defenseman Roland McKeown and a first-round draft pick from Los Angeles in exchange for defenseman Andrej Sekera.

FEBRUARY 28 Acquired defenseman Jack Hillen and a fourth-round pick in the 2015 NHL Draft from Washington in exchange for defenseman Tim Gleason.

MARCH 22 Signed goaltender Rasmus Tirronen to a one-year, entry-level contract.

APRIL 30 Team announced it would not renew the contract of AHL coach Jeff Daniels.

JUNE 15 Signed forward Derek Ryan to a one-year, two-way contract.

JUNE 27 Acquired goaltender Eddie Lack from Vancouver in exchange for Carolina's third-round pick in 2015 and seventh-round pick in 2016.

JUNE 27 Acquired defenseman James Wisniewski from Anaheim in exchange for goaltender Anton Khudobin.

JULY 1 Bought out the remainder of forward Alexander Semin's contract.

JULY 1 Signed forward T.J. Hensick to a one-year, two-way contract.

JULY 3 Named Mark Morris as head coach of the Charlotte Checkers (AHL).

AUGUST 31 Named Mark Craig, Jeff Daniels and Ray Whitney to the pro scouting staff, and named Don Elland to the amateur scouting staff.

SEPTEMBER 11 Acquired forwards Kris Versteeg and Joakim Nordstrom and Chicago's third-round pick in 2017 from Chicago in exchange for defenseman Dennis Robertson and Jake Massie and Carolina's fifth-round pick in 2017.



# TRADES AND ACQUISITIONS

## 2016

FEBRUARY 28 Acquired forward Aleksi Saarela and second-round picks in 2016 and 2016 NHL Drafts from the New York Rangers in exchange for forward Eric Staal.

FEBRUARY 28 Acquired forward Valentin Zykov and a conditional fifth-round pick in the 2016 NHL Draft from the Los Angeles Kings in exchange for forward Kris Versteeg.

FEBRUARY 29 Acquired defenseman Dennis Robertson from Chicago in exchange for goaltender Drew MacIntyre.

FEBRUARY 29 Acquired forward Anthony Camara, a third-round pick in the 2016 NHL Draft and a fifth-round pick in the 2017 NHL Draft from Boston in exchange for defenseman John-Michael Liles.

MARCH 7 Acquired forward Dane Fox from Vancouver in exchange for future considerations.

MARCH 8 Signed forward Andrew Poturalski to a two-year, entry-level contract.

APRIL 22 Signed defenseman Jake Chelios to a one-year, two-way contract.

MAY 2 Announced that Charlotte Checkers (AHL) Head Coach Mark Morris had accepted the head coaching position at St. Lawrence University. Named Ulf Samuelsson head coach of the Charlotte Checkers (AHL).

MAY 31 Acquired forwards Bryan Bickell and Teuvo Teravainen from Chicago in exchange for the NY Rangers' 2016 second-round draft pick and Chicago's own 2017 third-round draft pick (previously acquired by Carolina)

JUNE 15 Acquired forwards Bryan Bickell and Teuvo Teravainen from Chicago in exchange for the NY Rangers' 2016 second-round draft pick and Chicago's own 2017 third-round draft pick (previously acquired by Carolina)

JULY 1 Signed forward Lee Stempniak to a two-year contract.

JULY 1 Signed forward Viktor Stalberg to a two-year contract.

JULY 1 Signed forward Andrew Miller to a one-year, two-way contract.

JULY 3 Signed defenseman Matt Tennyson to a one-year, two-way contract.

SEPTEMBER 7 Signed goaltender Michael Leighton to a one-year, two-way contract.

OCTOBER 9 Claimed forward Martin Frk on waivers from Detroit.

OCTOBER 9 Signed defenseman Jakub Nakladal to a one-year contract.

OCTOBER 11 Claimed defenseman Klas Dahlbeck on waivers from Arizona.

OCTOBER 11 Acquired forward Connor Brickley from Florida in exchange for forward Brody Sutter.

DECEMBER 31 Signed equipment manager Jorge Alves to a professional tryout contract to serve as backup goaltender.

## 2017

JANUARY 4 Claimed forward Ty Rattie on waivers from St. Louis.

FEBRUARY 21 Acquired defenseman Philip Samuelsson from Montreal in exchange for defenseman Keegan Lowe.

FEBRUARY 23 Acquired forward Danny Kristo and a 2017 second-round draft pick from Pittsburgh in exchange for defenseman Ron Hainsey.

FEBRUARY 28 Acquired a 2017 third-round pick from Ottawa in exchange for forward Viktor Stalberg.

APRIL 11 Relieved David Marcoux of his goaltending coaching duties.

APRIL 29 Acquired goaltender Scott Darling from Chicago in exchange for Ottawa's 2017 third-round draft pick.

JUNE 15 Named Hurricanes Assistant General Manager / Director of Hockey Operations Mike Vellucci head coach of the Charlotte Checkers (AHL). Named Mike Bales goaltending coach for the Hurricanes.

JUNE 17 Acquired defenseman Trevor van Riemsdyk from Vegas in exchange for Pittsburgh's 2017 second-round draft pick (Jake Leschyshyn).

JUNE 22 Acquired defenseman Keegan Kanzig and Calgary's 2019 sixth-round draft pick (Kevin Wall) from Calgary in exchange for goaltender Eddie Lack, defenseman Ryan Murphy and a 2019 seventh-round draft pick (Dustin Wolf).

JUNE 29 Acquired defenseman Keegan Kanzig and Calgary's 2019 sixth-round draft pick (Kevin Wall) from Calgary in exchange for goaltender Eddie Lack, defenseman Ryan Murphy and a 2019 seventh-round draft pick (Dustin Wolf).

JULY 1 Signed forward Justin Williams to a two-year contract.

JULY 1 Signed forward Josh Jooris to a one-year contract.

JULY 1 Signed goaltender Jeremy Smith to a one-year, two-way contract.

JULY 1 Signed defenseman Brenden Kichton to a one-year, two-way contract.

JULY 2 Acquired forward Marcus Kruger from Vegas in exchange for a 2018 fifth-round draft pick (Brandon Kruse).

JULY 14 Signed forward Martin Necas to a three-year, entry-level contract.

JULY 27 Signed forward Phil Di Giuseppe to a one-year, two-way contract.

AUGUST 1 Signed defenseman Brett Pesce to a six-year contract extension.

## 2018

FEBRUARY 25 Acquired forward Greg McKegg from Pittsburgh in exchange for forward Josh Jooris.

MARCH 27 Signed goaltender Jeremy Helvig to a three-year, entry-level contract.

MAY 3 Acquired forward Jordan Martinook and a fourth-round selection in the 2018 NHL Draft (Luke Henman) from Arizona in exchange for forward Marcus Kruger and a third-round selection in the 2018 NHL Draft (Ty Emberson).

MAY 10 Signed forward Morgan Geekie to a three-year, entry-level contract.

MAY 18 Signed forward Saku Maenalanen to a one-year, two-way contract.

JUNE 6 Signed forward Patrick Brown to a one-year, two-way contract.

JUNE 8 Signed forward Andrew Poturalski to a one-year, two-way contract.

JUNE 15 Signed defenseman Michael Fora to a two-year, two-way contract.

JUNE 23 Acquired defenseman Dougie Hamilton, forward Micheal Ferland and defenseman Adam Fox from Calgary in exchange for defenseman Noah Hanifin and forward Elias Lindholm.

JUNE 25 Signed forward Phil Di Giuseppe to a one-year contract.

JUNE 29 Signed forward Valentin Zykov to a two-year contract.

JUNE 30 Signed forward Andrei Svechnikov to a three-year, entry-level contract.

JULY 1 Signed goaltender Petr Mrazek to a one-year contract.

JULY 2 Signed defenseman Dan Renouf to a one-year, two-way contract.

JULY 3 Signed defenseman Calvin de Haan to a four-year contract.

JULY 5 Signed defenseman Trevor van Riemsdyk to a two-year contract.

JULY 12 Signed forward Lucas Wallmark to a two-year contract.

AUGUST 2 Signed forward Greg McKegg to a one-year, two-way contract.

AUGUST 2 Acquired forward Cliff Pu, a second-round selection in the 2019 NHL Draft (Pyotr Kochetkov) and third- and sixth-round selections in the 2020 NHL Draft from Buffalo in exchange for forward Jeff Skinner.

SEPTEMBER 27 Signed defenseman Michal Cajkovsky to a one-year, two-way contract.

OCTOBER 3 Claimed goaltender Curtis McElhinney on waivers from Toronto.

## 2019

JANUARY 17 Acquired forward Nino Niederreiter from Minnesota in exchange for forward Victor Rask.

JANUARY 21 Signed forward Teuvo Teravainen to a five-year contract.

JANUARY 29 Signed forward Jordan Martinook to a two-year contract.

MARCH 21 Signed forward Stelio Mattheos to a three-year, entry-level contract.

APRIL 17 Signed forward Jacob Pritchard to a one-year, entry-level contract.

APRIL 30 Acquired a second-round pick in the 2019 NHL Draft (Traded to OTT-Mads Sogaard) and a conditional third-round pick in the 2020 NHL Draft from the New York Rangers in exchange for defenseman Adam Fox.

MAY 28 Signed defenseman Jesper Sellgren to a three-year, entry-level contract.

MAY 30 Signed forward Eetu Luostarinen to a three-year, entry-level contract.

JUNE 22 Acquired a top-10 protected first-round pick in the 2020 NHL Draft, a seventh-round pick in the 2020 NHL Draft and forward Patrick Marleau from Toronto in exchange for a sixth-round pick in the 2020 NHL Draft.

JUNE 22 Acquired a second-round pick in the 2019 NHL Draft (Jamieson Rees) and a third-round pick in the 2019 NHL Draft (Anttoni Honka) from Ottawa in exchange for a second-round pick in the 2019 NHL Draft (Mads Sogaard).

JUNE 22 Acquired a third-round pick in the 2019 NHL Draft (Patrik Puustola) and a fourth-round pick in the 2019 NHL Draft (Cade Webber) from Minnesota in exchange for a second-round pick in the 2019 NHL Draft (Hunter Jones).

JUNE 24 Acquired goaltender Anton Forsberg and defenseman Gustav Forsling from Chicago in exchange for defenseman Calvin de Haan and forward Aleksi Saarela.

JUNE 27 Acquired forward Erik Haula from Vegas in exchange for forward Nicolas Roy and a conditional fifth-round pick in the 2021 NHL Draft.

JUNE 28 Signed goaltender Alex Nedeljkovic to a two-year contract.

JUNE 30 Acquired goaltender James Reimer from Florida in exchange for goaltender Scott Darling and a sixth-round pick in the 2020 NHL Draft.

JULY 1 Signed goaltender Petr Mrazek to a two-year contract.

JULY 4 Signed forward Brian Gibbons to a one-year, two-way contract.

JULY 7 Matched an offer sheet from Montreal to sign forward Sebastian Aho to a five-year contract.

JULY 8 Signed defenseman Alex Lintuniemi to a one-year, two-way contract.

JULY 12 Signed forward Ryan Dzingel to a two-year contract.

JULY 15 Signed forward Clark Bishop to a one-year, two-way contract.

JULY 16 Signed defenseman Haydn Fleury to a one-year contract.

JULY 16 Signed defenseman Gustav Forsling to a one-year, two-way contract.

JULY 20 Signed forward Brock McGinn to a two-year contract.

JULY 25 Signed forward Max McCormick to a one-year, two-way contract.

AUGUST 6 Acquired defenseman Kyle Wood from San Jose in exchange for defenseman Trevor Carrick.

AUGUST 6 Signed goaltender Anton Forsberg to a one-year contract.

AUGUST 17 Signed defenseman Chase Priskie to a two-year, entry-level contract.



# YEAR BY YEAR

**NOVEMBER, 1971** — The World Hockey Association awards franchise to sports enthusiasts and businessmen Howard Baldwin, John Colburn, Godfrey Wood and William Barnes.

**JANUARY, 1972** — Jack Kelley, a highly successful coach at Boston University, joins the New England WHA franchise as coach and general manager. Newly formed team is named "WHALERS" because it contains the letters of the new league and it carries with it a part of the New England heritage.

**APRIL 19, 1972** — Larry Pleau becomes the first player to sign a Whalers contract. Later in the month, Brad Selwood, Rick Ley and Jim Dorey from the Toronto Maple Leafs and Tim Sheehy of Boston College/U.S. Olympic Team also join the club.

**OCTOBER 12, 1972** — Whalers play their first WHA game. Rebounding from a 2-0 deficit, the Whalers defeat the visiting Philadelphia Blazers 4-3 before 14,442 spectators at the Boston Garden. Tommy Williams scores first Whalers goal and Larry Pleau collects first Whalers game-winning goal.

**MAY 6, 1973** — Whalers defeat Winnipeg Jets 9-6 on national television (CBS) to gain World Trophy as the "Top Team" in the first season of the WHA. Jack Kelley is named later in month as the winner of the WHA's Coach-of-the-Year Trophy while forward Terry Caffery is named the WHA's Top Rookie.

**APRIL 6, 1974** — Whalers play their first game in Springfield, Mass. by coming back from a two-goal deficit to defeat the Chicago Cougars in the first game of the 1974 playoffs 6-4.

**JANUARY 11, 1975** — Whalers play first hockey game at new Hartford Civic Center before a sellout crowd of 10,507. After falling behind, they battle back to defeat the San Diego Mariners 4-3 in overtime, with Garry Swain scoring at 5:45.

**JANUARY 18, 1977** — Hartford plays host to the 1977 WHA All-Star Game. The East Division defeats the West Division 4-2 as future Whalers goaltender Louis Levesseur is selected Most Valuable Player for the East.

**MAY 23, 1977** — Whalers outduel the NHL to sign the entire Howe family (Gordie, Mark and Marty) to long-term contracts.

**JANUARY 18, 1978** — At 4:30 a.m., under the weight of snow and ice, the Hartford Civic Center Coliseum roof collapses. Springfield, Mass., welcomes the Whalers back and the "91 Club" is born. Over the next two years, the Whalers ask their fans to remain loyal while the Hartford roof is repaired and the building enlarged. Fewer than 300 people cancel their season tickets. When the building reopens, the "91 Club" has 4,200 members.

**JUNE 22, 1979** — Whalers join the National Hockey League with three other WHA clubs — Edmonton, Quebec and Winnipeg — as the NHL expands to 21 teams for the 1979-80 season. The World Hockey Association officially ceases operation.

**OCTOBER 11, 1979** — Whalers play their first NHL regular-season game at Minnesota. The North Stars win 4-1 with Gordie Roberts scoring the first Whalers NHL goal at 14:15 of the third period.

**FEBRUARY 6, 1980** — After an absence of two years and 19 days, the Whalers are "Home At Last." The Whalers come back from a two-goal deficit to defeat the Los Angeles Kings 7-3 before a capacity crowd of more than 14,000 at the Hartford Civic Center.

**APRIL 6, 1980** — The Whalers defeat the Detroit Red Wings 5-3 to finish their first NHL season and qualify for postseason play for the eighth straight year of their eight-year existence. The Whalers set six expansion team records.

**JUNE 6, 1980** — Gordie Howe announces his retirement as a player, ending a 32-year career. He joins the Whalers front office.

**FEBRUARY 18, 1981** — Gordie Howe's number 9 is officially retired.

**MAY 2, 1983** — Emile Francis, after building winning teams in New York and St. Louis, joins the Whalers as president and general manager.

**MARCH 24-APRIL 1, 1984** — Whalers collect seven points in their last six games and finish the season as the most improved team in the NHL. They total 66 points, 21 more than the previous season, and tie or break 57 club records.

**FEBRUARY, 1985** — Ron Francis becomes first Whaler to play in two NHL All-Star Games. He also is named team captain on February 22 when the Whalers acquire Mike Liut and future considerations (Jorgen Pettersson) from St. Louis for veterans Greg Millen and former team captain Mark Johnson.

**MARCH 10-29, 1985** — Whalers go on a nine-game unbeaten streak, including a club-record seven straight wins.

**FEBRUARY 4, 1986** — The Whalers host the 38th NHL All-Star Game before a sellout crowd of 15,126. Bryan Trottier nets the game-winner in overtime to give the Wales Conference a thrilling 4-3 victory over the Campbell Conference All-Stars. Sylvain Turgeon records an assist in the game.

**APRIL 12, 1986** — The Whalers complete a three-game playoff sweep of regular-season Adams Division champ Quebec with a 9-4 victory at the Civic Center. John Anderson leads the Whalers attack with six points.

**APRIL 29, 1986** — Montreal's Claude Lemieux scores at 5:55 of overtime to give the Canadiens a 2-1 victory over the Whalers in the seventh game of the Adams Division Championship series.

**JUNE, 1986** — Emile Francis is named NHL Executive of the Year by both The Sporting News and The Hockey News.

**DECEMBER 26, 1986** — Doug Jarvis supplants Garry Unger as the NHL's Ironman by participating in his 915th consecutive NHL game. In a close-checking "Jarvis-style" contest, the Whalers skate to a 1-1 tie with Montreal.

**APRIL 4, 1987** — The Whalers score three goals in less than four minutes during the third period, overcoming a 3-2 deficit to beat the Rangers 5-3 and clinch first place in the Adams Division.

**FEBRUARY 7, 1988** — Larry Pleau is named head coach of the Hartford Whalers. Pleau, 40, replaces Jack Evans, who served as the Whalers coach since the 1983-84 season.

**FEBRUARY 9, 1988** — Kevin Dineen becomes the first Whaler to start in an NHL All-Star Game, helping lead the Wales Conference over the Campbell Conference 6-5 with two assists, including the game-winner to Mario Lemieux in overtime.

**MARCH 29, 1988** — The Buffalo Sabres defeat the Quebec Nordiques 3-1, thus eliminating the Nordiques from the playoff race and clinching a playoff spot for the Whalers for the third straight year. The Whalers trailed the Nordiques by three points on March 19, but made up 10 points in as many days to push Quebec out of the playoffs.

**SEPTEMBER 7, 1988** — The sale of the Hartford Whalers by the team's 16 partners to Donald Conrad and Richard Gordon is approved by the NHL Board of Governors.

**JANUARY 20, 1989** — Gordie Howe, Rick Ley, Jack Kelley, Bob Schmertz, Frank Keyes and Ella Grasso are honored as charter inductees of the Hartford Whalers Hall of Fame.

**MAY 11, 1989** — Ed Johnston is named vice president and general manager of the Whalers. Emile Francis retains position as team president (formally announced on June 6).

**JUNE 7, 1989** — Former Whalers captain Rick Ley is named head coach of the Whalers, replacing Larry Pleau.

**JUNE 18, 1989** — The NHL formally approves Richard Gordon and Colonial Realty as Whalers owners.

**SEPTEMBER 6, 1989** — Whalers officially open their new training and practice facility at Avon Old Farms School.

**MARCH 21, 1990** — Dave Keon and Howard Baldwin are inducted into the Whalers Hall of Fame at second annual induction ceremonies.

**FEBRUARY 23, 1991** — Whalers clinch playoff spot for sixth straight season.

**APRIL 1, 1991** — Pat Verbeek is only NHL player to lead team in goals scored and penalty minutes for second straight year.

**JUNE 7, 1991** — Jim Roberts is named head coach of the Whalers, replacing Rick Ley.

**NOVEMBER 26, 1991** — Defenseman Randy Ladouceur named the Whalers' 10th team captain in their 20-year history.

**APRIL 1, 1992** — NHL players stage a strike, suspending the season for 10 days.

**MAY 2, 1992** — Whalers extend the Montreal Canadiens to the second overtime in Game 7 of the Adams Division Semifinals. Russ Courtnall's goal at 12:02 a.m. (25:26 of OT) ends the Whalers' first NHL season to extend into May.

**MAY 26, 1992** — Whalers name Brian Burke general manager, replacing Ed Johnston, who had been relieved of his duties on May 12.

**JUNE 2, 1992** — Whalers introduce new uniforms. The club changes to a predominant navy blue color scheme after 20 seasons in green.

**JUNE 15, 1992** — Whalers hire Paul Holmgren to replace Jim Roberts as head coach.

**APRIL 16, 1993** — Whalers finish the season with a 26-52-6 record and miss the playoffs for the first time since 1985.

**JUNE 26, 1993** — Whalers flip first round draft picks with San Jose and select Chris Pronger second overall in the 1993 NHL Entry Draft.

**JUNE 30, 1993** — Emile Francis announces his retirement, ending a 47-year hockey career.

**SEPTEMBER 1, 1993** — Brian Burke resigns as club president and general manager to join the NHL front office as executive vice president and director of hockey operations.

**SEPTEMBER 8, 1993** — Paul Holmgren is named acting general manager. He remains as head coach. Assistant coach Pierre McGuire elevated to assistant general manager. Kevin Maxwell named director of player personnel. Paul Gillis moved from an assistant coach in Springfield to an assistant coach of Hartford.

**NOVEMBER 17, 1993** — Paul Holmgren steps aside as head coach to concentrate on general manager duties. Pierre McGuire named head coach.

**JUNE 28, 1994** — Whalers purchased by Peter Karmanos Jr., Thomas Thewes and Jim Rutherford (KTR) for \$47.5 million. Jim Rutherford named president and general manager. Paul Holmgren named head coach. Whalers draft Jeff O'Neill fifth overall as they host the 1994 NHL Entry Draft in the Civic Center.

**MAY 3, 1995** — Whalers complete the abbreviated 1994-95 season with an increase in average attendance for the first time since 1987-88 (12.8%). Though they miss the playoffs for the third straight year, the Whalers have the NHL's best overtime record (4-0-5) for the second straight season.

**JULY 27, 1995** — Whalers acquire Brendan Shanahan from St. Louis for Chris Pronger.

**NOVEMBER 6, 1995** — Whalers replace head coach Paul Holmgren with Paul Maurice.

**DECEMBER 28, 1995** — Whalers re-acquire Kevin Dineen from the Philadelphia Flyers for future considerations.

**JANUARY 31-FEBRUARY 11, 1996** — The Whalers win the last five games of a six-game road trip, the best road trip in club history (5-1-0).

**APRIL 14, 1996** — Whalers complete the season with their best record (34-39-9) since the 1989-90 season (38-33-9). The team's home record is 22-15-4, which is the Whalers' best home-ice record since 1986-87.

**OCTOBER 9, 1996** — Whalers acquire Keith Primeau, Paul Coffey and a 1997 first-round draft pick from Detroit in exchange for Brendan Shanahan and Brian Glynn.

**DECEMBER 15, 1996** — Whalers acquire Kevin Haller, a first-round and a seventh-round draft pick in 1997 from Philadelphia in exchange for Paul Coffey and a third-round draft pick in 1997.

**JANUARY 18, 1997** — Whaler's head coach Paul Maurice serves as an assistant coach at the 47th All-Star Game. Geoff Sanderson represents the Whalers, scoring a goal.

**MARCH 18, 1997** — Whalers complete four deals at the trading deadline. Acquired Derek King, Chris Murray, Bates Battaglia, a fourth-round draft pick in 1998 and an eighth-round draft pick in 1998 by the end of the day.

**MARCH 26, 1997** — Whalers announce at a press conference that the team has signed an exit agreement with the Connecticut Development Authority to leave Hartford at the end of the season.

**APRIL 13, 1997** — Kevin Dineen scores the game winner as Hartford scores a 2-1 win over the Tampa Bay Lightning in the franchise's final game in Hartford.

**MAY 6, 1997** — Peter Karmanos announces that the team will relocate to Raleigh, N.C. The team will play in Greensboro, NC, for the first two seasons while a new arena is being built.

**JUNE 2, 1997** — Hurricanes open office in Morrisville, NC, to prepare for first season in North Carolina.

**JUNE 16, 1997** — Peter Karmanos and Jim Rutherford unveil logo.

**AUGUST 25, 1997** — Carolina acquires Trevor Kidd and Gary Roberts from Calgary for Andrew Cassels and Jean-Sebastien Giguere.

**SEPTEMBER 13, 1997** — Carolina plays its first preseason game against the New York Islanders at the Greensboro Coliseum.

**OCTOBER 1, 1997** — Carolina opens the franchise's 19th NHL season and first as the Carolina Hurricanes at Tampa Bay with a 4-2 loss. Kevin Dineen scores the first goal for the Hurricanes.

**OCTOBER 10, 1997** — Carolina registers its first win with a 2-1 victory over the New Jersey Devils. Steve Leach scores the game-winner.

**JANUARY 3, 1998** — Carolina acquires Martin Gelinas and Kirk McLean from Vancouver for Sean Burke, Geoff Sanderson and Enrico Ciccone.

**FEBRUARY 7, 1998** — The NHL shuts down for three weeks as NHL players compete at the Winter Olympics in Nagano, Japan. Carolina's Sami Kapanen plays for Team Finland, winning a Bronze Medal, and Keith Primeau completes the Olympic Tournament tied for third in scoring for Team Canada.

**FEBRUARY 18, 1998** — Carolina tenders offer sheet to Sergei Fedorov. NHL disputes offer sheet, so it goes to an arbitrator, John Sands, who rules the offer sheet to be valid on Feb. 26, 1998. Detroit matches offer sheet shortly after ruling that same day.

**MARCH 9, 1998** — Trevor Kidd named NHL Player of the Week after posting a 3-0-0 record with a .968 save percentage and a 1.00 GAA.

**MARCH 24, 1998** — Peter Karmanos receives Lester Patrick Award, which is presented annually to those individuals who have performed "outstanding service to hockey in the United States."

**MARCH 30, 1998** — Keith Primeau named NHL Player of the Week after totaling eight points (4g, 4a) and a (+7) in a 3-1-0 week.

**APRIL 14, 1998** — Carolina eliminated from playoffs during the final week of the season for the fourth year in a row.

**JULY 13, 1998** — Hurricanes sign franchise all-time leading scorer Ron Francis to a free agent contract.

**OCTOBER 28, 1998** — Carolina shuts out the Chicago Blackhawks 2-0 to take over the Southeast Division lead. The Hurricanes never relinquish the lead, remaining in first place for 173 consecutive days.

**NOVEMBER 2, 1998** — Goaltender Arturs Irbe named NHL Player of the Week (October 26-November 1) and NHL Player of the Month for October.

**DECEMBER 29, 1998** — Hurricanes acquire future Hall of Fame defenseman Paul Coffey from the Chicago Blackhawks in exchange for Nelson Emerson.

**JANUARY 24, 1999** — Arturs Irbe and Keith Primeau become the first Carolina Hurricanes to play in the NHL All-Star Game. It marks the first time since Kevin Dineen and Ulf Samuelsson participated in Rendez-Vous '87 that the organization has been represented by two players during all-star play.

**FEBRUARY 9, 1999** — Ron Francis tallies a season-high five points (2g, 3a) in his 1,300th game as the Carolina Hurricanes defeat the Toronto Maple Leafs 6-5 in the team's last visit to Maple Leaf Gardens.

**FEBRUARY 18, 1999** — Paul Coffey plays in his 1,300th game, joining Ron Francis as the only teammates in league history to accomplish the feat in the same season.

**FEBRUARY 21, 1999** — Ray Sheppard becomes only player in NHL history to score 20 goals in a single season for six different clubs by tallying two goals in Carolina's 4-1 victory over the New York Islanders.

**APRIL 9, 1999** — Carolina Hurricanes clinch the Southeast Division, marking the team's first division title since 1987.

**APRIL 24, 1999** — Ray Sheppard scores at 17:05 of overtime as the Carolina Hurricanes defeat the Boston Bruins 3-2, their first playoff win since April 29, 1992.

**MAY 2, 1999** — The Boston Bruins shut out the Hurricanes 2-0 to win the best-of-7 Eastern Conference Quarterfinals 4-2.

**MAY 3, 1999** — Hurricanes defenseman Steve Chiasson dies in a one-car accident.

**JUNE 10, 1999** — Hurricanes agree to a three-year affiliation with the Cincinnati Cyclones of the International Hockey League (IHL).

**OCTOBER 29, 1999** — Carolina Hurricanes host the New Jersey Devils in their home opener at the new Raleigh Entertainment & Sports Arena.

**NOVEMBER 5, 1999** — Captain Ron Francis becomes the sixth player in NHL history to reach 1,500 points.

# YEAR BY YEAR

**NOVEMBER 7, 1999** — Carolina defeats the Washington Capitals 3-2 to earn its first win at the Entertainment & Sports Arena.

**DECEMBER 23, 1999** — Paul Coffey becomes the first defenseman in league history to total 1,500 points. Along with Ron Francis, Coffey becomes part of the first pair of teammates to reach the milestone during the same season.

**JANUARY 23, 2000** — Hurricanes acquire forward Rod Brind'Amour, goaltender Jean-Marc Pelletier and a second-round pick in 2000 entry draft in exchange for Keith Primeau and a fifth-round draft pick in 2000.

**FEBRUARY 5, 2000** — Competing in his first All-Star weekend, Sami Kapanen wins the fastest skater event during the Fed Ex/NHL Superskills contest with a time of 13.649 seconds.

**APRIL 3, 2000** — Arturs Irbe named NHL Player of the Week for week ending April 2 by posting 3-1-0 record with a 1.75 goals against average, a .933 save percentage, and one shutout.

**APRIL 8, 2000** — Head coach Paul Maurice becomes the franchise's all-time winningest coach with a 4-3 victory over the Atlanta Thrashers. The win surpassed Jack Evans total of 163.

**JUNE 24, 2000** — Hurricanes acquire defenseman Sandis Ozolinsh and a second-round draft pick (Tomas Kurka) in 2000 from Colorado in exchange for Nolan Pratt, a first-round draft pick (Vaclav Nedorost) and two second-round picks (Jared Aulin, Argis Saviels) in 2000.

**DECEMBER 18, 2000** — Hurricanes agree to a multi-year affiliation with the Lowell Lock Monsters of the American Hockey League (AHL).

**FEBRUARY 4, 2001** — Defenseman Sandis Ozolinsh becomes the first Carolina Hurricane to start in an NHL All-Star Game.

**MARCH 14, 2001** — Ron Francis earns an assist against Atlanta to become to first player to total 1,000 points with the franchise.

**APRIL 4, 2001** — Jeff O'Neill becomes the first franchise player to score 40 goals in a season since Brendan Shanahan in 1995-96.

**APRIL 6, 2001** — The Hurricanes defeat Atlanta 3-2 in Raleigh to clinch their second trip to the playoffs in three years.

**JANUARY 2, 2002** — Ron Francis, playing in his 1,000th career game with the franchise, beats Byron Dafeo of the Boston Bruins for his 500th career NHL goal.

**JANUARY 16, 2002** — Carolina acquires defenseman Bret Hedican, forward Kevyn Adams and defenseman Tomas Malec from Florida in exchange for defenseman Sandis Ozolinsh and forward Byron Ritchie.

**JANUARY 26, 2002** — Ron Francis assists on Jeff O'Neill's goal at Philadelphia to pass Ray Bourque for second on the NHL's all-time assist list.

**MARCH 5, 2002** — The Hurricanes acquire goaltender Kevin Weekes from Tampa Bay in exchange for forwards Shane Willis and Chris Dingman.

**APRIL 3, 2002** — The Hurricanes set a new single-season attendance record, breaking the franchise mark set in 1987-88. In all, 635,868 fans attend games during the 2001-02 regular season.

**APRIL 10, 2002** — The Hurricanes defeat the Tampa Bay Lightning 4-2 at the Entertainment & Sports Arena to clinch their second Southeast Division title in four years.

**APRIL 27, 2002** — Kevin Weekes shuts out New Jersey 1-0 in Game 6 of the Eastern Conference Quarterfinals at the Continental Airlines Arena as Carolina clinches the franchise's first playoff series win since 1986 and first best-of-7 series win.

**MAY 13, 2002** — Carolina breaks or ties 18 franchise records in its 8-2 Game 6 victory over the Montreal Canadiens at the Molson Centre to clinch the Eastern Conference Semifinals 4-2. The victory marks the first time the franchise defeats Montreal in a postseason series.

**MAY 28, 2002** — Martin Gelinas scores at 8:05 of overtime to give the Hurricanes a 2-1 victory against Toronto in Game 6 of the Eastern Conference Finals at Air Canada Centre. With the win, Carolina clinches the first Conference championship in franchise history and earns its first trip to the Stanley Cup Finals.

**JUNE 8-9, 2002** — The Hurricanes host Game 3 of the Stanley Cup Finals against Detroit, marking the first Stanley Cup finals game at the Entertainment & Sports Arena. The game goes into triple-overtime before the Red Wings' Igor Larionov scores at the 54:47 mark of overtime.

**JUNE 20, 2002** — Ron Francis wins the Lady Byng Trophy and the King Clancy Trophy at the 2002 NHL Awards in Toronto.

**SEPTEMBER 19, 2002** — A 20-year agreement with RBC Centura is announced to rename the Entertainment & Sports Arena as the RBC Center.

**JANUARY 18, 2003** — Ron Francis plays in his 1,616th career NHL game, a 5-2 loss at New Jersey, moving past Larry Murphy (1,615) and into sole possession of third place on the NHL's all-time games played list.

**MARCH 18, 2003** — Damian Surma scores his first career NHL goal in his first game, becoming the fifth Hurricane to accomplish that feat during the 2002-03 season (Jeff Heerema, Tomas Kurka, Mike Zigomanis, Brad DeFauw). Surma was the eighth and final Hurricane to score his first NHL goal during the season.

**APRIL 6, 2003** — The Hurricanes set a new single-season attendance record, breaking the franchise mark set the previous season. In total, 642,973 fans attend games at the RBC Center during the 2002-03 hockey season.

**DECEMBER 15, 2003** — The Hurricanes name Peter Laviolette as the franchise's 11th head coach. Kevin McCarthy is retained as an assistant coach and former Hurricane player Jeff Daniels is also named assistant coach. Paul Maurice, Randy Ladouceur and Don Edwards are relieved of their coaching duties.

**MARCH 5, 2004** — Kevyn Adams beats Atlanta's Pasi Nurminen with 0.4 seconds left in overtime and the Thrashers on the power-play to break the franchise record for shorthanded goals in a season (5).

**JUNE 26-27, 2004** — The Hurricanes host the NHL Entry Draft at the RBC Center, drawing 15,672 fans for day one — the largest draft crowd in more than a decade. Carolina makes noise on the floor as well, trading the eighth overall selection and a second-round pick for the fourth overall selection, taking top-rated North American skater Andrew Ladd.

**SEPTEMBER 15, 2004** — NHL Commissioner Gary Bettman confirms that NHL teams will not play until the Collective Bargaining Agreement is replaced, delaying the start of the 2004-05 season.

**FEBRUARY 16, 2005** — NHL Commissioner Gary Bettman announces the cancellation of the 2004-05 season.

**JULY 22, 2005** — NHL Board of Governors ratifies new six-year Collective Bargaining Agreement with the NHLPA.

**AUGUST 25, 2005** — Rod Brind'Amour named Hurricanes team captain.

**OCTOBER 7, 2005** — Cam Ward earns his first NHL win, stopping Ziggy Palffy, Mario Lemieux and Sidney Crosby in Carolina's first shootout game and first win of 2005-06.

**JANUARY 19, 2006** — Carolina wins its ninth straight game, marking the second nine-game win streak of the season and in franchise history. The Hurricanes become just the fifth team in NHL history to post two win streaks of nine games or more in a single season.

**JANUARY 31, 2006** — Hurricanes win 8-2 at Montreal for their 13th win in January making Carolina the seventh team in NHL history to win 13 games in a month.

**MARCH 31, 2006** — Hurricanes win their 48th game of the season to clinch their third Southeast Division title with a 3-2 win against Florida. Carolina would go on to a 52-22-8 overall record, finishing second in the Eastern Conference standings and setting franchise highs for wins and points (112) in a season.

**MAY 2, 2006** — Cory Stillman scores 1:19 into overtime of Game 6 at Montreal for Carolina's fourth-straight win against the Canadiens after falling behind 2-0 in the teams' Eastern Conference Quarterfinals series.

**MAY 5, 2006** — Cam Ward records his first NHL shutout as Carolina defeats New Jersey 6-0 in Game 1 of the Eastern Conference Semifinals. The Hurricanes would go on to win the series 4-1.

**JUNE 1, 2006** — Carolina defeats Buffalo 4-2 in Game 7 of the Eastern Conference Finals, sending the Hurricanes to the Stanley Cup Finals for the second time in four years and the second time in franchise history.

**JUNE 19, 2006** — Justin Williams scores into an empty net with 1:01 remaining in the third period to give Carolina a 3-1 win in Game 7 of the Stanley Cup Finals. The win marks the first Stanley Cup championship in franchise history and the first major professional sports championship in North Carolina. Cam Ward wins the Conn Smythe Trophy as the playoffs' Most Valuable Player.

**JUNE 22, 2006** — Rod Brind'Amour wins the Frank J. Selke Trophy at the NHL Awards in Vancouver.

**FEBRUARY 8, 2007** — Ray Whitney sets a franchise record scoring three even-strength goals in a 1:40 span in the second period of Carolina's 5-2 win at Boston. The feat marks the fastest three even-strength goals in the NHL since Bill Mosienko scored three times in 21 in his Blackhawks' 7-6 win at NY Rangers, March 23, 1952.

**MARCH 24, 2007** — Hurricanes establish a new single-season attendance record of more than 650,000 fans when they host an overflow crowd of 18,763 against San Jose. Carolina finishes the season having hosted 712,861 fans in its 41 home games, an average of 17,387 fans per game and 93.3% of the RBC Center's capacity.

**JUNE 14, 2007** — Rod Brind'Amour wins the Frank J. Selke Trophy at the NHL Awards in Toronto.

**JUNE 5, 2008** — Glen Wesley announces his retirement as a player and is named director of defencemen development. President/General Manager Jim Rutherford announces that Wesley's No. 2 jersey would be retired to the RBC Center rafters. Wesley retired as the Hurricanes' all-time games-played leader, having played in 728 regular-season games since the team's relocation to North Carolina in 1997. He played 913 games with the franchise, second only to Hall of Famer Ron Francis (1,186).

**JULY 12, 2008** — Carolina Hurricanes and the Centennial Authority announce a five-year extension of the team's lease of the RBC Center, making the final year of the lease 2024.

**SEPTEMBER 10, 2008** — The Carolina Hurricanes unveil their alternate third uniform at a news conference on the ice at the RBC Center. Tim Gleason, Eric Staal and Cam Ward model the team's newest look, which includes a primarily black jersey with the secondary flag logo on the chest, black pants and black helmets. The team announces that the new uniforms will be worn in a game for the first time when the Hurricanes host Detroit on October 13, and will be worn for 15 home games in 2008-09.

**SEPTEMBER 11, 2008** — Hurricanes sign forward Eric Staal to a seven-year contract extension, which will begin in 2009-10 and will run through 2015-16.

**DECEMBER 3, 2008** — Paul Maurice is named head coach and Ron Francis is named associate head coach; Peter Laviolette relieved of his head coaching duties.

**MARCH 7, 2009** — The Hurricanes score a 9-3 win at Tampa Bay, marking the most goals in a game for the team since relocating to North Carolina. Eric Staal scores four goals marking the first time a player had scored four goals since relocation, and the third time the feat was accomplished in franchise history. Staal's six points set a Hurricanes record and tied the franchise record for points in a game.

**MARCH 28, 2009** — The Hurricanes finish March 2009 with a 10-1-2 record (22 points), making it the best March, and second-best month, in franchise history (January 2006: 13-1-0 – 26 points).

**APRIL 7, 2009** — Cam Ward earns his 39th win of the season in Carolina's 9-0 rout of the New York Islanders. For Ward, the win breaks Martin Gerber's franchise record of 38 wins set in 2005-06, and marks his franchise-best tying sixth shutout of the season. The game marks Eric Staal's fourth hat trick of the season, setting a new franchise mark in that category. For the Hurricanes, it marks their 45th win of the regular season – the second-best wins total in franchise history next to 2005-06.

**APRIL 9, 2009** — The Hurricanes' franchise-record 12-game home winning streak is snapped in a 5-1 loss against Buffalo. The 12-game home winning streak shatters the previous franchise-best nine-game home winning streak accomplished twice during the championship 2005-06 season.

**APRIL 28, 2009** — "The Shock at the Rock" – Trailing 3-2 with 1:20 remaining in regulation, Jussi Jokinen scores the tying goal in Game 7 of the Eastern Conference Quarterfinals at New Jersey's Prudential Center. Eric Staal then beats Martin Brodeur with 32 seconds remaining and the Hurricanes advance to the second round.

**MAY 14, 2009** — Scott Walker beats Tim Thomas 18:46 into overtime of Game 7 of the Eastern Conference Semifinals at TD Banknorth Garden to give the Hurricanes a 3-2 win. The Hurricanes become just the fourth team to advance to the Eastern Conference Finals three times in the first decade of the 2000s, joining New Jersey, Philadelphia and Pittsburgh in that group.

**SEPTEMBER 30, 2009** — Hurricanes sign goaltender Cam Ward to a six-year contract extension, which begins in 2010-11 and will run through 2015-16.

**JANUARY 20, 2010** — Hurricanes name Eric Staal captain and Rod Brind'Amour alternate captain.

**APRIL 8, 2010** — The National Hockey League announces that the Hurricanes will host the 2011 NHL All-Star Game at the RBC Center.

**JUNE 30, 2010** — Rod Brind'Amour announces his retirement as a player.

**OCTOBER 4, 2010** — The Hurricanes take on SKA St. Petersburg in an exhibition game. Carolina is the first NHL team to play in Russia in more than 20 years.

**OCTOBER 7-8, 2010** — The Hurricanes take part in the 2010 Compuware NHL Premiere, playing two games against the Minnesota Wild at Hartwall Arena in Helsinki, Finland. Carolina wins both games.

**JANUARY 28-30, 2011** — The Hurricanes host NHL All-Star Weekend. Team Lidstrom downs Team Staal by an 11-10 score in the All-Star Game. Jamie McBain, Jeff Skinner, Eric Staal and Cam Ward represent Carolina in the events.

**JUNE 22, 2011** — Jeff Skinner becomes the first player in Carolina's franchise history to win the Calder Trophy as the NHL's rookie of the year.

**NOVEMBER 28, 2011** — Kirk Muller is named head coach. Paul Maurice relieved of his coaching duties. John MacLean joins Carolina's coaching staff three days later.

**JUNE 20, 2012** — Justin Faulk is named to the 2011-12 NHL All-Rookie Team.

**JUNE 22, 2012** — The Hurricanes acquire Jordan Staal from Pittsburgh in a draft-day trade that sends Brandon Sutter, Brian Dumoulin and the eighth-overall pick to the Penguins. Staal signs a 10-year contract extension with Carolina nine days later.

**APRIL 27, 2013** — Hurricanes complete the abbreviated 2012-13 season, and set a franchise record for average, per-game attendance (17,560), eclipsing the previous record of 17,387 set during the 2006-07 season.

**APRIL 28, 2014** — Hurricanes name Ron Francis general manager. Also name Mike Vellucci assistant general manager and director of hockey operations, and name Brian Tatum assistant general manager. Jim Rutherford to remain with the Hurricanes as team president.

**MAY 5, 2014** — Kirk Muller, Dave Lewis and John MacLean relieved of their coaching duties. Greg Stefan reassigned to pro scouting staff.

**JUNE 6, 2014** — Jim Rutherford resigns as Hurricanes president and accepts general manager position with the Pittsburgh Penguins.

**JUNE 19, 2014** — Bill Peters is named head coach. Steve Smith joins the coaching staff as an assistant five days later, and David Marcoux as goaltending coach in July.

**JUNE 20, 2014** — Ricky Olczyk named assistant general manager.

**JULY 1, 2014** — Don Waddell named team president.

**JULY 1, 2015** — Team buys out final three seasons of Alexander Semin's contract.

**FEBRUARY 28, 2016** — Team acquired Aleksii Saarela and second-round picks in the 2016 and 2017 NHL Drafts from the NY Rangers in exchange for Eric Staal.

**OCTOBER 7, 2017** — The Hurricanes kick off their 20th season in North Carolina with a 5-4 shootout win over Minnesota at PNC Arena.

**DECEMBER 7, 2017** — Tom Dundon signs an agreement to purchase a majority stake in the Hurricanes.

**DECEMBER 12, 2017** — Cam Ward becomes the 32nd goaltender in NHL history to reach 300 career wins, making 22 saves in a 3-2 shootout win at Vegas.

**JANUARY 12, 2018** — Tom Dundon is introduced as the new majority owner of the Hurricanes, with Peter Karmanos Jr. retaining a minority ownership interest.

**APRIL 20, 2018** — Bill Peters resigns as head coach.

**MAY 8, 2018** — Rod Brind'Amour is named head coach and Don Waddell is named general manager.

**AUGUST 2, 2018** — Hurricanes trade forward Jeff Skinner to Buffalo for forward Cliff Pu and three draft picks. Skinner departs fifth all-time in franchise history in goals (204) and seventh in points (379).

**SEPTEMBER 13, 2018** — Justin Williams named Hurricanes team captain.

**OCTOBER 7, 2018** — Andrei Svechnikov scores his first career NHL goal, becoming the first NHL player born in the 2000s to score a goal.

**OCTOBER 30, 2018** — Sebastian Aho tallies an assist for the 12th consecutive game in a 3-2 loss vs. Boston, establishing a new franchise record assist streak. He becomes just the third player in NHL history to record an assist in each of his team's first 12 games in a season, joining Wayne Gretzky (1982-83 with Edmonton) and Ken Linseman (1985-86 with Boston). Aho also set a franchise record for the longest season-opening point streak and tied Eric Staal for the longest point streak in team history (since relocation).



# YEAR BY YEAR

---

**NOVEMBER 21, 2018** — Justin Williams scores his 100th career Hurricanes goal in a 5-2 win vs. Toronto. He becomes the ninth player in NHL history to score at least 100 goals and win the Stanley Cup with two different franchises (Carolina and Los Angeles).

**DECEMBER 29, 2018** — Hurricanes lose 2-0 at New Jersey to fall to 15-17-5 on the season, 10 points outside of a playoff spot. Carolina would go 31-12-2 the remainder of the season to finish at 99 points, the second-highest point total in franchise history.

**JANUARY 17, 2019** — Hurricanes acquire Nino Niederreiter from Minnesota in exchange for Victor Rask. Niederreiter went on to record 30 points (14g, 16a) in 36 games with Carolina in 2018-19 after registering 23 points (9g, 14a) in 46 games with the Wild prior to the trade.

**FEBRUARY 1, 2019** — Justin Faulk tallied a goal and an assist in a 5-2 win vs. Vegas to reach 242 career points, passing Dave Babych for the most career points by a defenseman in franchise history.

**FEBRUARY 23, 2019** — Jordan Staal returns to the lineup and records an assist in a 3-0 win at Dallas after missing 32 of the previous 34 games due to injury. Staal would tally 17 points (6g, 11a) in 21 games after returning to the lineup, and Carolina went on to post a 14-6-1 record in those games.

**MARCH 24, 2019** — Andrei Svechnikov scores the game-winning goal in a 2-1 overtime win vs. Montreal, becoming the youngest player in franchise history to score an overtime goal at 18 years and 363 days old.

**APRIL 4, 2019** — Carolina earns a 3-1 win vs. New Jersey to clinch a playoff berth for the first time since the 2008-09 season.

**APRIL 6, 2019** — Hurricanes win 4-3 at Philadelphia for their 22nd road win of the season, setting a franchise record.

**APRIL 24, 2019** — Brock McGinn scores at 11:05 of the second overtime to give Carolina a 4-3 win in Game 7 of the Eastern Conference First Round at Washington. The game marks the third-longest overtime and first double-overtime win in franchise playoff history.

**MAY 3, 2019** — Carolina earns a 5-2 win in Game 4 of the Eastern Conference Second Round vs. NY Islanders to complete the first sweep of a best-of-seven series in franchise playoff history. A franchise-record crowd of 19,495 is on hand at PNC Arena to watch the Hurricanes clinch a berth in the Eastern Conference Final for the fourth consecutive playoff appearance (2002, 2006, 2009).

## CLOSING GAME ROSTER vs. Tampa Bay Lightning (home 4/7/18)

<b>4</b> Haydn Fleury	D	<b>20</b> Sebastian Aho	RW	<b>30</b> Cam Ward	G	<b>55</b> Roland McKeown	D
<b>5</b> Noah Hanifin	D	<b>21</b> Lee Stempniak	RW	<b>33</b> Scott Darling	G	<b>57</b> Trevor van Riemsdyk	D
<b>6</b> Klas Dahlbeck	D	<b>22</b> Brett Pesce (injured)	D	<b>34</b> Phil Di Giuseppe	LW	<b>58</b> Nicolas Roy	C
<b>7</b> Derek Ryan	C	<b>23</b> Brock McGinn (injured)	LW	<b>42</b> Joakim Nordstrom	LW	<b>73</b> Valentin Zykov	LW
<b>11</b> Jordan Staal	C	<b>27</b> Justin Faulk (injured)	D	<b>49</b> Victor Rask (injured)	C	<b>74</b> Jaccob Slavin	D
<b>14</b> Justin Williams	RW	<b>28</b> Elias Lindholm	C	<b>53</b> Jeff Skinner	C	<b>86</b> Teuvo Teravainen	LW

## FINAL METROPOLITAN DIVISION STANDINGS

	GP	W	L	OT	GF	GA	PTS
WASHINGTON	82	49	26	7	259	239	105
PITTSBURGH	82	47	29	6	272	250	100
PHILADELPHIA	82	42	26	14	251	243	98
COLUMBUS	82	45	30	7	242	230	97
NEW JERSEY	82	44	29	9	248	244	97
CAROLINA*	82	36	35	11	228	256	83
NY ISLANDERS	82	35	37	10	264	296	80
NY RANGERS	82	34	39	9	231	268	77

\*Did not make playoffs.

## COMPLETE RESULTS (\*Overtime \*\*Shootout)

DATE	W/L	SCORE	OPP.	DATE	W/L	SCORE	OPP.
10/7	W	5-4**	MIN	1/9	L	4-5	TB
10/10	OT	1-2*	CBJ	1/11	W	3-1	WSH
10/14	L	1-2	at WPG	1/12	L	3-4	WSH
10/17	W	5-3	at EDM	1/14	L	1-4	CGY
10/19	W	2-1	at CGY	1/20	W	3-1	at DET
10/21	L	3-4	at DAL	1/21	L	1-5	VGK
10/24	L	1-5	TB	1/23	L	1-3	at PIT
10/26	W	6-3	at TOR	1/25	W	6-5	at MTL
10/27	L	1-2	STL	1/30	W	2-1	OTT
10/29	OT	3-4**	ANA	2/1	W	2-0	MTL
11/2	L	3-5	at COL	2/2	L	1-4	DET
11/4	OT	1-2**	at ARI	2/4	L	1-3	SJ
11/7	W	3-1	FLA	2/6	OT	1-2*	PHI
11/10	W	3-1	at CBJ	2/9	W	4-1	VAN
11/11	OT	3-4*	CHI	2/10	W	3-1	COL
11/13	W	5-1	DAL	2/13	W	7-3	LA
11/16	L	4-6	at NYI	2/15	L	2-5	at NJ
11/18	W	3-1	at BUF	2/16	L	0-3	NYI
11/19	W	4-2	NYI	2/18	OT	2-3*	NJ
11/22	L	1-6	NYR	2/23	L	1-6	PIT
11/24	L	4-5	TOR	2/24	L	1-3	at DET
11/26	W	4-3**	NSH	2/27	OT	3-4*	at BOS
11/28	OT	2-3**	at CBJ	3/1	W	4-1	at PHI
12/1	L	1-5	at NYR	3/2	W	3-1	NJ
12/2	W	3-2*	FLA	3/4	L	2-3	WPG
12/5	L	0-3	at VAN	3/6	L	2-6	at MIN
12/7	OT	4-5*	at SJ	3/8	W	3-2	at CHI
12/9	OT	2-3*	at LA	3/12	L	3-6	at NYR
12/11	L	2-3	at ANA	3/13	L	4-6	BOS
12/12	W	3-2**	at VGK	3/17	L	2-4	PHI
12/15	W	5-4*	at BUF	3/18	W	4-3	at NYI
12/16	W	2-1	CBJ	3/20	L	3-7	EDM
12/19	L	1-8	at TOR	3/22	W	6-5	ARI
12/21	W	4-1	at NSH	3/24	W	5-2	at OTT
12/23	W	4-2	BUF	3/26	W	4-1	OTT
12/27	W	3-1	MTL	3/27	L	3-4	at NJ
12/29	W	2-1	PIT	3/30	W	4-1	at WSH
12/30	L	2-3	at STL	3/31	L	1-2	NYR
1/2	OT	4-5*	WSH	4/2	L	2-3	at FLA
1/4	W	4-0	at PIT	4/5	L	3-4	at PHI
1/6	L	1-7	at BOS	4/7	W	3-2*	TB

## MAJOR TRADES

**6/22/17** – Acquired Trevor van Riemsdyk from Vegas in exchange for Pittsburgh's second-round pick in the 2017 NHL Draft (Jake Leschyshyn).

**6/29/17** – Acquired Keegan Kanzig and Calgary's sixth-round pick in the 2019 NHL Draft (Kevin Wall) from Calgary in exchange for Eddie Lack, Ryan Murphy and a seventh-round pick in the 2019 NHL Draft (Dustin Wolf).

**7/2/17** – Acquired Marcus Kruger from Vegas in exchange for a fifth-round pick in the 2018 NHL Draft (Brandon Kruse).

**2/25/18** – Acquired Greg McKegg from Pittsburgh in exchange for Josh Jooris.

**5/3/18** – Acquired Jordan Martinook and a fourth-round pick in the 2018 NHL Draft (Luke Henman) from Arizona in exchange for Marcus Kruger and a third-round pick in the 2018 NHL Draft (Ty Emberson).

## FINAL STATISTICS (Hurricanes games only)

PLAYER	SCORING (*Rookies)							
	GP	G	A	PTS	PIM	PP	SH	GW
SEBASTIAN AHO	78	29	36	65	24	8	0	4
TEUVO TERAVAINEN	82	23	41	64	14	5	0	3
JUSTIN WILLIAMS	82	16	35	51	56	2	0	2
JEFF SKINNER	82	24	25	49	34	4	0	2
JORDAN STAAL	79	19	27	46	26	4	2	2
ELIAS LINDHOLM	81	16	28	44	18	6	0	4
DEREK RYAN	80	15	23	38	28	3	0	1
NOAH HANIFIN	79	10	22	32	21	1	0	3
VICTOR RASK	71	14	17	31	12	4	0	3
JUSTIN FAULK	76	8	23	31	48	3	0	3
BROCK MCGINN	80	16	14	30	22	2	1	1
JACCOB SLAVIN	82	8	22	30	10	1	0	1
BRETT PESCE	65	3	16	19	18	0	0	1
TREVOR VAN RIEMSDYK	79	3	13	16	20	0	0	1
PHIL DI GIUSEPPE	49	5	8	13	17	0	0	1
LEE STEMPNIK	37	3	6	9	4	1	0	0
HAYDN FLEURY*	67	0	8	8	14	0	0	0
VALENTIN ZYKOV*	10	3	4	7	2	0	0	1
JOAKIM NORDSTROM	75	2	5	7	6	0	0	0
JOSH JOORIS	31	3	3	6	16	0	0	0
MARCUS KRUGER	48	1	5	6	28	0	0	0
KLAS DAHLBECK	33	1	4	5	21	0	0	0
WARREN FOEGELE*	2	2	1	3	0	0	0	0
ROLAND MCKEOWN*	10	0	3	3	19	0	0	0
LUCAS WALLMARK*	11	1	0	1	2	0	0	0
TREVOR CARRICK*	1	0	0	0	2	0	0	0
MARTIN NECAS*	1	0	0	0	2	0	0	0
NICOLAS ROY*	1	0	0	0	0	0	0	0
JANNE KUOKKANEN*	4	0	0	0	0	0	0	0
SCOTT DARLING	43	0	0	0	2	0	0	0
CAM WARD	43	0	0	0	14	0	0	0

PLAYER	GOALTENDING					
	GP	MINS	GA	GAA	SO	W-L-OT
CAM WARD	43	2459	112	2.73	2	23-14-4
SCOTT DARLING	43	2475	131	3.18	0	13-21-7

## SEASON HIGHLIGHTS

- Jaccob Slavin signs a seven-year contract extension. – July 12, 2017.
- The Hurricanes open their 20th season in North Carolina with a 5-4 shootout win vs. Minnesota. – October 7, 2017.
- Cam Ward makes 22 saves in a 3-2 shootout win vs. Vegas, becoming the 32nd goaltender in NHL history to reach 300 career wins. – December 12, 2017.
- Tom Dundon is introduced as the new majority owner of the Hurricanes, with Peter Karmanos Jr. retaining a minority ownership interest. – January 12, 2018.
- Ron Francis transitions from general manager to president of hockey operations. – March 7, 2018.
- Bill Peters resigns as head coach. – April 20, 2018.
- Hurricanes terminate the contract of President of Hockey Operations Ron Francis. – April 30, 2018.
- Rod Brind'Amour is named head coach and Don Waddell is named general manager. – May 8, 2018.

# 2016-17 IN REVIEW

## CLOSING GAME ROSTER vs. Philadelphia Flyers (road 4/9/17)

<b>5</b> Noah Hanifin	D	<b>20</b> Sebastian Aho	RW	<b>29</b> Bryan Bickell	LW	<b>53</b> Jeff Skinner	C
<b>6</b> Klas Dahlback	D	<b>21</b> Lee Stempniak	RW	<b>30</b> Cam Ward	G	<b>61</b> Sergey Tolchinsky	LW
<b>7</b> Ryan Murphy (injured)	D	<b>22</b> Brett Pesce	D	<b>31</b> Eddie Lack	G	<b>74</b> Jaccob Slavin	D
<b>11</b> Jordan Staal	C	<b>23</b> Brock McGinn	LW	<b>33</b> Derek Ryan	C	<b>86</b> Teuvo Teravainen	LW
<b>16</b> Elias Lindholm	C	<b>26</b> Matt Tennyson	D	<b>42</b> Joakim Nordstrom	LW		
<b>18</b> Jay McClement (injured)	C	<b>27</b> Justin Faulk	D	<b>49</b> Victor Rask	C		

## FINAL METROPOLITAN DIVISION STANDINGS

	GP	W	L	OT	GF	GA	PTS
WASHINGTON	82	55	19	8	263	182	118
PITTSBURGH	82	50	21	11	282	234	111
COLUMBUS	82	50	24	8	249	195	108
NY RANGERS	82	48	28	6	256	220	102
NY ISLANDERS	82	41	29	12	241	242	94
PHILADELPHIA	82	39	33	10	219	236	88
CAROLINA*	82	36	31	15	215	236	87
NEW JERSEY	82	28	40	14	183	244	70

\*Did not make playoffs.

## FINAL STATISTICS (Hurricanes games only)

PLAYER	SCORING (*Rookies)							
	GP	G	A	PTS	PIM	PP	SH	GW
JEFF SKINNER	79	37	26	63	28	7	0	4
SEBASTIAN AHO*	82	24	25	49	26	6	1	4
JORDAN STAAL	75	16	29	45	38	4	1	3
VICTOR RASK	82	16	29	45	16	4	0	3
ELIAS LINDHOLM	72	11	34	45	16	2	1	0
TEUVO TERAVAINEN	81	15	27	42	16	5	0	2
LEE STEMPIAK	82	16	24	40	32	2	0	2
JUSTIN FAULK	75	17	20	37	32	4	0	2
JACCOB SLAVIN	82	5	29	34	12	0	1	0
DEREK RYAN	67	11	18	29	22	4	1	3
NOAH HANIFIN	81	4	25	29	26	2	0	1
BRETT PESCE	82	2	18	20	20	0	0	0
BROCK MCGINN*	57	7	9	16	6	0	0	1
RON HAINSEY	56	4	10	14	17	0	1	1
VIKTOR STALBERG	57	9	3	12	33	0	2	2
JOAKIM NORDSTROM	82	7	5	12	17	0	1	2
JAY MCCLEMENT	65	5	3	8	18	0	1	1
PHIL DI GIUSEPPE	36	1	6	7	15	0	0	1
KLAS DAHLBECK	43	2	4	6	30	0	0	0
MATT TENNYSON	45	0	6	6	6	0	0	0
ANDREJ NESTRASIL	19	1	4	5	2	0	0	0
TY RATTIE	5	0	2	2	0	0	0	0
LUCAS WALLMARK*	8	0	2	2	2	0	0	0
RYAN MURPHY	27	0	2	2	8	0	0	0
VALENTIN ZYKOV*	2	1	0	1	0	0	0	0
BRYAN BICKELL	11	1	0	1	4	1	0	1
SERGEY TOLCHINSKY*	2	0	1	1	0	0	0	0
MICHAEL LEIGHTON	4	0	1	1	0	0	0	0
CAM WARD	61	0	1	1	6	0	0	0
ALEX NEDELJKOVIC*	1	0	0	0	2	0	0	0
JORGE ALVES	1	0	0	0	0	0	0	0
MARTIN FRK*	2	0	0	0	0	0	0	0
ANDREW POTURALSKI*	2	0	0	0	0	0	0	0
JAKUB NAKLADAL	3	0	0	0	0	0	0	0
PATRICK BROWN	14	0	0	0	0	0	0	0
EDDIE LACK	20	0	0	0	0	0	0	0

PLAYER	GOALTENDING					
	GP	MINS	GA	GAA	SO	W-L-OT
ALEX NEDELJKOVIC*	1	30	0	0.00	0	0-0-0
JORGE ALVES	1	1	0	0.00	0	0-0-0
EDDIE LACK	20	1090	48	2.64	1	8-7-3
CAM WARD	61	3618	162	2.69	2	26-22-12
MICHAEL LEIGHTON	4	210	12	3.43	0	2-2-0

## SEASON HIGHLIGHTS

- Sebastian Aho became the fourth rookie in franchise history to record a hat trick in a 5-1 win vs. Philadelphia. – January 31, 2017.
- Jeff Skinner posted a six-game goal-scoring streak (8g), tied for the third-longest streak in franchise history. – March 18-27, 2017.
- Bryan Bickell scored a shootout goal in his final NHL game after being diagnosed with multiple sclerosis in November, in a 4-3 shootout win at Philadelphia. – April 9, 2017.
- The Hurricanes set a franchise-record point streak at 13 games, going 9-0-4 from 3/9-3/30. The team's record of 10-2-5 in March also marked the second-highest point total (25) in one month in franchise history.
- The Hurricanes were assessed 476 penalty minutes on the season, their fewest in a full season in franchise history.

## COMPLETE RESULTS (\*Overtime \*\*Shootout)

DATE	W/L	SCORE	OPP.	DATE	W/L	SCORE	OPP.
10/13	OT	4-5*	at WPG	1/13	W	5-2	BUF
10/16	OT	3-4*	at VAN	1/14	W	7-4	NYI
10/18	L	2-3	at EDM	1/17	L	1-4	at CBJ
10/20	W	4-2	at CGY	1/20	L	1-7	PIT
10/22	L	3-6	at PHI	1/21	L	2-3	at CBJ
10/25	L	2-4	at DET	1/23	L	1-6	at WSH
10/28	W	3-2	NYR	1/26	L	0-3	LA
10/30	L	3-4	PHI	1/31	W	5-1	PHI
11/1	OT	1-2*	at OTT	2/3	W	2-1	EDM
11/5	W	3-2**	at NSH	2/4	W	5-4*	at NYI
11/6	L	1-4	NJ	2/7	L	0-5	at WSH
11/8	OT	2-3**	at NJ	2/11	L	2-5	at DAL
11/10	L	2-4	ANA	2/17	OT	1-2*	COL
11/12	W	5-1	WSH	2/19	L	0-4	TOR
11/15	W	1-0	SJ	2/21	L	1-3	PIT
11/18	W	3-2	MTL	2/24	W	3-0	OTT
11/20	W	3-1	WPG	2/26	L	1-3	CGY
11/22	W	2-1	at TOR	2/28	OT	2-3**	at FLA
11/24	L	1-2	at MTL	3/1	OT	3-4*	at TB
11/26	L	1-2	at OTT	3/3	L	2-4	ARI
11/27	W	3-2	FLA	3/5	W	2-1	at ARI
11/29	L	2-3	at NYR	3/7	L	1-3	at COL
12/1	OT	1-2**	at BOS	3/9	W	4-3	NYR
12/3	L	2-4	at NYR	3/11	OT	2-3*	TOR
12/4	W	1-0*	TB	3/13	W	8-4	at NYI
12/7	OT	5-6**	at ANA	3/14	OT	2-3*	NYI
12/8	W	3-1	at LA	3/16	W	3-1	MIN
12/10	L	3-4	at SJ	3/18	W	4-2	NSH
12/13	W	8-6	VAN	3/19	OT	3-4*	at PHI
12/16	OT	3-4**	WSH	3/21	W	4-3	at FLA
12/17	W	2-1**	BUF	3/23	W	4-1	at MTL
12/22	W	3-1	at BUF	3/25	W	3-1	at NJ
12/23	W	3-2*	BOS	3/27	OT	3-4*	DET
12/28	L	2-3	at PIT	3/28	W	4-1	DET
12/30	W	3-2	CHI	3/30	W	2-1*	CBJ
12/31	L	1-3	at TB	4/1	L	0-3	DAL
1/3	L	1-3	NJ	4/2	L	2-3	at PIT
1/5	W	4-2	at STL	4/4	L	3-5	at MIN
1/6	L	1-2	at CHI	4/6	L	0-3	NYI
1/8	W	4-3*	BOS	4/8	OT	4-5**	STL
1/10	W	5-3	CBJ	4/9	W	4-3**	at PHI

## MAJOR TRADES

**6/15/16** – Acquired forwards Bryan Bickell and Teuvo Teravainen from Chicago in exchange for the NY Rangers' 2016 second-round draft pick and Chicago's own 2017 third-round draft pick (previously acquired by Carolina).

**10/11/16** – Acquired forward Connor Brickley from Florida in exchange for forward Brody Sutter.

**2/23/17** – Acquired forward Danny Kristo and a 2017 second-round draft pick from Pittsburgh in exchange for defenseman Ron Hainsey.

**2/28/17** – Acquired a 2017 third-round pick from Ottawa in exchange for forward Viktor Stalberg.

**4/29/17** – Acquired goaltender Scott Darling from Chicago in exchange for Ottawa's 2017 third-round draft pick.

## CLOSING GAME ROSTER vs. Florida Panthers (road 4/9/16)

<b>5</b> Noah Hanifin	D	<b>18</b> Jay McClement	C	<b>30</b> Cam Ward	G	<b>49</b> Victor Rask	C
<b>7</b> Ryan Murphy	D	<b>20</b> Riley Nash	C	<b>31</b> Eddie Lack	G	<b>53</b> Jeff Skinner	C
<b>11</b> Jordan Staal	C	<b>21</b> James Wisniewski (injured)	D	<b>33</b> Derek Ryan (injured)	C	<b>54</b> Brett Pesce	D
<b>14</b> Nathan Gerbe	LW	<b>24</b> Brad Malone	C	<b>34</b> Phil Di Giuseppe (injured)	LW	<b>56</b> Brendan Woods	LW
<b>15</b> Andrej Nestrasil (injured)	C	<b>25</b> Chris Terry	LW	<b>42</b> Joakim Nordstrom	LW	<b>65</b> Ron Hainsey	D
<b>16</b> Elias Lindholm	C	<b>27</b> Justin Faulk	D	<b>47</b> Michal Jordan	D	<b>74</b> Jaccob Slavin	D

## FINAL METROPOLITAN DIVISION STANDINGS

	GP	W	L	OT	GF	GA	PTS
WASHINGTON	82	56	18	8	252	193	120
PITTSBURGH	82	48	26	8	245	203	104
NY RANGERS	82	46	27	9	236	217	101
NY ISLANDERS	82	45	27	10	232	216	100
PHILADELPHIA	82	41	27	14	214	218	96
CAROLINA*	82	35	31	16	198	226	86
NEW JERSEY	82	38	36	8	184	208	84
COLUMBUS	82	34	40	8	219	252	76

\*Did not make playoffs.

## COMPLETE RESULTS (\*Overtime \*\*Shootout)

DATE	W/L	SCORE	OPP.	DATE	W/L	SCORE	OPP.
10/8	L	1-2	at NSH	1/8	W	4-1	CBJ
10/10	L	3-4	DET	1/9	W	4-3*	at CBJ
10/13	L	1-4	FLA	1/12	W	3-2*	PIT
10/16	W	5-3	at DET	1/14	W	4-1	at STL
10/17	L	1-4	at WSH	1/15	OT	2-3*	VAN
10/21	W	1-0*	at COL	1/17	L	0-5	at PIT
10/23	L	0-3	at LA	1/21	W	1-0*	at TOR
10/24	L	2-5	at SJ	1/22	L	1-4	NYR
10/27	W	3-1	at DET	1/24	W	5-2	CGY
10/29	W	3-2*	at NYI	1/26	W	5-0	CHI
10/30	W	3-2	COL	2/3	L	1-4	at CGY
11/1	L	3-4	TB	2/5	W	5-3	at WPG
11/6	L	1-4	DAL	2/7	OT	1-2**	at MTL
11/7	W	3-2*	OTT	2/12	OT	1-2**	PIT
11/10	L	0-3	at NYR	2/13	W	6-3	NYI
11/12	OT	2-3*	MIN	2/16	W	2-1	WPG
11/14	OT	2-3*	PHI	2/18	L	2-4	at OTT
11/16	L	1-4	ANA	2/19	W	5-2	SJ
11/20	OT	1-2**	TOR	2/21	L	2-4	TB
11/22	W	4-3	LA	2/23	W	3-1	PHI
11/23	OT	2-3*	at PHI	2/25	L	1-3	at TOR
11/25	W	4-1	EDM	2/26	L	1-4	BOS
11/27	L	1-4	at BUF	2/28	L	2-5	STL
11/30	L	3-4	at NYR	3/1	W	3-1	at NJ
12/3	L	1-5	NJ	3/5	OT	3-4*	at TB
12/5	W	3-2	MTL	3/8	W	4-3**	OTT
12/6	W	5-4	ARI	3/10	W	3-2*	at BOS
12/8	L	5-6	at DAL	3/12	OT	2-3*	at BUF
12/11	W	5-1	at ANA	3/15	OT	1-2*	at WSH
12/12	W	5-4*	at ARI	3/17	L	2-4	at PIT
12/15	OT	3-4*	at PHI	3/19	OT	2-3**	at MIN
12/18	L	0-2	FLA	3/22	L	2-3	BUF
12/19	W	2-1	at PIT	3/24	W	3-2	at CBJ
12/21	L	1-2	WSH	3/26	OT	3-4*	NYI
12/26	W	3-1	NJ	3/27	W	3-2	NJ
12/27	W	2-1	at CHI	3/29	OT	1-2**	at NYI
12/29	L	2-3	at NJ	3/31	W	4-3	NYR
12/31	W	4-2	WSH	4/2	L	1-5	CBJ
1/2	OT	1-2*	NSH	4/5	W	2-1**	at BOS
1/4	OT	0-1*	at EDM	4/7	L	2-4	MTL
1/6	L	2-3	at VAN	4/9	L	2-5	at FLA

## MAJOR TRADES

- 6/27/15** – Acquired Eddie Lack from Vancouver in exchange for Carolina's third-round pick in 2015 and seventh-round pick in 2016.
- 6/27/15** – Acquired James Wisniewski from Anaheim in exchange for Anton Khudobin.
- 9/11/15** – Acquired Kris Versteeg, Joakim Nordstrom and Chicago's third-round pick in 2017 from Chicago in exchange for Dennis Robertson, Jake Massie and Carolina's 2017 fifth-round pick.
- 2/28/16** – Acquired Aleksii Saarela and second-round picks in the 2016 and 2017 NHL Drafts from the New York Rangers in exchange for Eric Staal.
- 2/28/16** – Acquired Valentin Zykov and a conditional fifth-round pick in the 2016 NHL Draft from Los Angeles in exchange for Kris Versteeg.
- 2/29/16** – Acquired Anthony Camara, a third-round pick in the 2016 NHL Draft and a fifth-round pick in the 2017 NHL Draft from Boston in exchange for John-Michael Liles.

## FINAL STATISTICS (Hurricanes games only)

PLAYER	SCORING (*Rookies)							
	GP	G	A	PTS	PIM	PP	SH	GW
<b>JEFF SKINNER</b>	82	28	23	51	38	4	0	7
<b>VICTOR RASK</b>	80	21	27	48	24	5	0	5
<b>JORDAN STAAL</b>	82	20	28	48	34	6	0	4
<b>ELIAS LINDHOLM</b>	82	11	28	39	24	2	0	3
<b>JUSTIN FAULK</b>	64	16	21	37	27	12	0	4
<b>KRIS VERSTEEG</b>	63	11	22	33	36	2	0	2
<b>ERIC STAAL</b>	63	10	23	33	32	1	0	0
<b>JOAKIM NORDSTROM</b>	71	10	14	24	12	0	1	1
<b>ANDREJ NESTRASIL</b>	55	9	14	23	8	2	0	1
<b>RILEY NASH</b>	64	9	13	22	18	2	0	1
<b>NOAH HANIFIN*</b>	79	4	18	22	22	1	0	0
<b>JACCOB SLAVIN*</b>	63	2	18	20	8	0	0	0
<b>RON HAINSEY</b>	81	5	14	19	37	0	0	2
<b>PHIL DI GIUSEPPE*</b>	41	7	10	17	18	0	0	1
<b>BRETT PESCE*</b>	69	4	12	16	16	1	0	1
<b>JOHN-MICHAEL LILES</b>	64	6	9	15	16	1	1	1
<b>CHRIS TERRY</b>	68	8	3	11	16	0	0	0
<b>JAY MCCLEMENT</b>	77	3	8	11	24	0	1	0
<b>RYAN MURPHY</b>	35	0	10	10	10	0	0	0
<b>NATHAN GERBE</b>	47	3	4	7	14	0	0	0
<b>BRAD MALONE</b>	57	2	4	6	75	0	0	0
<b>BROCK MCGINN*</b>	21	3	1	4	10	0	0	0
<b>DEREK RYAN</b>	6	2	0	2	2	1	0	0
<b>PATRICK BROWN*</b>	7	1	1	2	4	0	0	0
<b>EDDIE LACK</b>	34	0	2	2	0	0	0	0
<b>MICHAL JORDAN</b>	36	1	0	1	12	0	0	0
<b>SERGEY TOLCHINSKY*</b>	2	0	1	1	0	0	0	0
<b>JAMES WISNIEWSKI</b>	1	0	0	0	0	0	0	0
<b>TREVOR CARRICK*</b>	2	0	0	0	0	0	0	0
<b>BRENDAN WOODS*</b>	5	0	0	0	7	0	0	0
<b>BRODY SUTTER*</b>	8	0	0	0	0	0	0	0
<b>CAM WARD</b>	52	0	0	0	0	0	0	0

PLAYER	GOALTENDING					
	GP	MINS	GA	GAA	SO	W-L-OT
<b>CAM WARD</b>	52	3038	122	2.41	1	23-17-10
<b>EDDIE LACK</b>	34	1920	90	2.81	2	12-14-6

## SEASON HIGHLIGHTS

- Defenseman Justin Faulk scores his first 12 goals of the season on the power play, establishing a new NHL record as the first player to score his first 12 goals of the season with the man advantage. His 12 power-play goals matched Risto Siltanen's franchise mark for power-play goals by a defenseman set in 1983-84. – December 12, 2015.
- Following a 5-1 loss at New Jersey, Carolina ranked 30th in the NHL standings (8-13-4) and 29th on the penalty kill (74.6%) before recalling Phil Di Giuseppe and Jaccob Slavin from Charlotte (AHL). The Hurricanes went 27-18-12 in their final 57 games and finished sixth in the league on the penalty kill (84.3%). – December 4, 2015.
- Defenseman Justin Faulk named to the Metropolitan Division's team for the NHL All-Star Game and earns an assist in the Metropolitan Division's game during the inaugural NHL All-Star 3-on-3 tournament. – January 31, 2016.
- Traded team captain Eric Staal to the NY Rangers in exchange for center Aleksii Saarela and two second-round draft picks. At the time of the trade, Staal ranked first among all skaters in Hurricanes history (since the franchise's relocation) in games-played (909), goals (322), assists (453), points (775), hat tricks (13), penalty minutes (674), power-play goals (105), shorthanded goals (16) and game-winning goals (47). – February 28, 2016.



# 2014-15 IN REVIEW

## CLOSING GAME ROSTER vs. Detroit Red Wings (home 4/11/15)

7	Ryan Murphy	D	18	Jay McClement	C	28	Alexander Semin	RW	47	Michal Jordan	D
11	Jordan Staal	C	20	Riley Nash (injured)	C	30	Cam Ward	G	49	Victor Rask	C
12	Eric Staal	C	24	Brad Malone	C	31	Anton Khudobin	G	53	Jeff Skinner	C
14	Nathan Gerbe	LW	25	Chris Terry	LW	38	Jack Hillen (injured)	D	62	Rasmus Rissanen (injured)	D
15	Andrej Nestrasil	C	26	John-Michael Liles	D	39	Patrick Dwyer	RW	65	Ron Hainsey	D
16	Elias Lindholm	C	27	Justin Faulk	D	45	Keegan Lowe	D	73	Brett Bellemore	D

## FINAL METROPOLITAN DIVISION STANDINGS

	GP	W	L	OT	GF	GA	PTS
NY RANGERS	82	53	22	7	252	192	113
WASHINGTON	82	45	26	11	242	203	101
NY ISLANDERS	82	47	28	7	252	230	101
PITTSBURGH	82	43	27	12	221	210	98
COLUMBUS	82	42	35	5	236	250	89
PHILADELPHIA	82	33	31	18	215	234	84
NEW JERSEY	82	32	36	14	181	216	78
CAROLINA*	82	30	41	11	188	226	71

\*Did not make playoffs.

## FINAL STATISTICS (Hurricanes games only)

PLAYER	SCORING (*Rookies)							
	GP	G	A	PTS	PIM	PP	SH	GW
ERIC STAAL	77	23	31	54	41	7	0	4
JUSTIN FAULK	82	15	34	49	30	7	2	4
ELIAS LINDHOLM	81	17	22	39	14	4	0	4
VICTOR RASK*	80	11	22	33	16	2	0	2
JEFF SKINNER	77	18	13	31	18	4	0	2
NATHAN GERBE	78	10	18	28	34	2	0	2
RILEY NASH	68	8	17	25	12	1	0	0
JORDAN STAAL	46	6	18	24	14	1	0	1
JIRI TLUSTY	52	13	10	23	16	6	0	0
JOHN-MICHAEL LILES	57	2	20	22	14	0	0	0
JAY MCCLEMENT	82	7	14	21	17	0	0	2
CHRIS TERRY*	57	11	9	20	14	3	0	0
ALEXANDER SEMIN	57	6	13	19	32	0	0	0
ANDREJ SEKERA	57	2	17	19	8	1	0	0
ANDREJ NESTRASIL*	41	7	11	18	4	2	0	0
BRAD MALONE	65	7	8	15	74	0	0	2
RYAN MURPHY	37	4	9	13	8	3	0	1
PATRICK DWYER	71	5	7	12	10	0	0	0
BRETT BELLEMORE	49	2	8	10	27	0	0	1
RON HAINSEY	81	2	8	10	16	0	0	0
TIM GLEASON	55	1	6	7	44	0	0	0
ZACH BOYCHUK	31	3	3	6	4	0	0	0
MICHAL JORDAN*	38	2	4	6	4	2	0	0
JAY HARRISON	20	1	3	4	42	0	0	0
DANNY BIEGA*	10	0	2	2	0	0	0	0
KEEGAN LOWE*	2	0	0	0	10	0	0	0
BRENDAN WOODS*	2	0	0	0	0	0	0	0
JACK HILLEN	3	0	0	0	0	0	0	0
JUSTIN SHUGG*	3	0	0	0	2	0	0	0
BRODY SUTTER*	4	0	0	0	0	0	0	0
RASMUS RISSANEN*	6	0	0	0	4	0	0	0
PATRICK BROWN*	7	0	0	0	4	0	0	0
ANTON KHUDBOIN	34	0	0	0	0	0	0	0
CAM WARD	51	0	0	0	4	0	0	0

## GOALTENDING

PLAYER	GP	MINS	GA	GAA	SO	W-L-OT
CAM WARD	51	3026	121	2.40	1	22-24-5
ANTON KHUDBOIN	34	1920	87	2.72	1	8-17-6

## SEASON HIGHLIGHTS

- Carolina notches a 3-0 win against Arizona at PNC Arena, giving Head Coach Bill Peters his first win as an NHL head coach – November 1, 2015.
- On Jan. 10 at St. Louis, the Hurricanes surpassed a franchise mark in recording their 10th straight game without allowing a power-play goal. The new franchise mark was cemented at 14 games when Nazim Kadri scored a power-play goal against Carolina at Toronto – January 19, 2015.
- Defenseman Justin Faulk participates in his first NHL All-Star Game and earns two assists for the victorious Team Toews in Columbus – January 25, 2015.
- Goaltender Cam Ward plays in his 500th NHL/Hurricanes game making him just the fourth active goaltender to have appeared in 500 games with one team (Henrik Lundqvist – NYR; Marc-Andre Fleury – PIT; Ryan Miller – BUF) – February 24, 2015.
- Defenseman Justin Faulk becomes just the second defenseman in the franchise's North Carolina history to notch 15 goals in a single season – March 28, 2015.

## COMPLETE RESULTS (\*Overtime \*\*Shootout)

DATE	W/L	SCORE	OPP.	DATE	W/L	SCORE	OPP.
10/10	L	3-5	NYI	1/10	OT	4-5**	STL
10/11	L	3-4	at NYI	1/13	W	3-2**	COL
10/14	OT	3-4**	BUF	1/16	L	0-3	VAN
10/16	OT	1-2**	at NYR	1/17	W	3-2	at OTT
10/21	L	1-3	at WPG	1/19	W	4-1	at TOR
10/23	L	0-5	at CGY	1/27	W	4-2	TB
10/24	L	3-6	at EDM	1/30	OT	2-3**	STL
10/28	L	1-4	at VAN	1/31	L	1-4	at NYR
11/1	W	3-0	ARI	2/3	OT	4-5*	at ANA
11/2	W	3-2	LA	2/5	W	2-1**	at ARI
11/4	W	4-2	at CBJ	2/7	W	5-4	at SJ
11/7	W	3-2*	CBJ	2/12	L	1-2	ANA
11/8	OT	3-4*	at WSH	2/14	L	3-6	at MIN
11/10	W	4-1	CGY	2/16	W	6-3	at OTT
11/13	L	1-3	WPG	2/17	L	1-4	NYI
11/15	L	1-2	at BOS	2/20	W	2-1	TOR
11/16	L	0-2	SJ	2/21	L	1-3	at NJ
11/18	W	6-4	at DAL	2/24	W	4-1	PHI
11/20	L	2-3	at LA	2/27	W	3-0	WSH
11/22	L	3-4	at COL	2/28	W	5-3	at NYI
11/26	L	0-1	at FLA	3/2	L	2-5	at CHI
11/28	W	4-2	at PIT	3/6	L	1-3	MIN
11/29	L	2-3	PIT	3/8	W	7-4	EDM
12/2	W	2-1	NSH	3/10	OT	3-4**	CBJ
12/4	L	1-2	WSH	3/12	L	3-5	DAL
12/7	L	1-3	DET	3/14	L	0-2	FLA
12/8	L	1-2	NJ	3/15	W	3-2	at CBJ
12/11	L	1-2	at TB	3/17	OT	1-2*	OTT
12/13	L	1-5	at PHI	3/19	L	0-4	at MTL
12/16	L	1-4	at MTL	3/21	OT	2-3**	NYR
12/18	W	4-1	TOR	3/23	L	1-3	CHI
12/20	OT	2-3**	NYR	3/26	W	5-2	PIT
12/21	L	0-1	at NYR	3/28	W	3-1	NJ
12/23	W	2-1**	at NJ	3/29	OT	1-2*	BOS
12/27	L	1-2	at TB	3/31	L	2-4	at WSH
12/29	L	1-3	MTL	4/2	L	1-6	at FLA
12/31	L	1-2	at PIT	4/4	W	3-2**	PHI
1/2	W	2-1	PHI	4/6	L	3-4	at BUF
1/4	W	2-1**	BOS	4/7	L	2-3	at DET
1/6	L	2-3	at NSH	4/9	W	3-1	at PHI
1/8	W	5-2	BUF	4/11	L	0-2	DET

## MAJOR TRADES

- 11/20/14 – Claimed Andrej Nestrasil on waivers from Detroit.
- 12/18/14 – Traded Jay Harrison to Winnipeg in exchange for Ottawa's 2015 sixth-round draft pick.
- 2/25/15 – Acquired Roland McKeown and Los Angeles' first-round draft pick in either 2015 or 2016 from Los Angeles in exchange for Andrej Sekera.
- 2/25/15 – Traded Jiri Tlusty to Winnipeg in exchange for Winnipeg's 2016 third-round pick and, conditionally, Winnipeg's fifth or sixth round draft pick in 2015.
- 2/28/15 – Acquired Jack Hillen and Arizona's 2015 fourth-round pick from Washington in exchange for Tim Gleason.

## CLOSING GAME ROSTER vs. Philadelphia Flyers (road 4/13/14)

<b>4</b> Andrej Sekera	D	<b>16</b> Elias Lindholm	C	<b>25</b> Joni Pitkanen (injured)	D	<b>35</b> Justin Peters	G
<b>5</b> Mike Komisarek	D	<b>18</b> Radek Dvorak	RW	<b>26</b> John-Michael Liles	D	<b>39</b> Patrick Dwyer	RW
<b>8</b> Andrei Loktionov	C	<b>19</b> Jiri Tlusty	RW	<b>27</b> Justin Faulk	D	<b>44</b> Jay Harrison	D
<b>11</b> Jordan Staal	C	<b>20</b> Riley Nash	C	<b>28</b> Alexander Semin	RW	<b>53</b> Jeff Skinner	C
<b>12</b> Eric Staal	C	<b>21</b> Drayson Bowman	LW	<b>30</b> Cam Ward	G	<b>65</b> Ron Hainsey	D
<b>14</b> Nathan Gerbe	LW	<b>22</b> Manny Malhotra	C	<b>31</b> Anton Khudobin	G	<b>73</b> Brett Bellemore	D

## FINAL METROPOLITAN DIVISION STANDINGS

	GP	W	L	OT	GF	GA	PTS
PITTSBURGH	82	51	24	7	249	207	109
NY RANGERS	82	45	31	6	218	193	96
PHILADELPHIA	82	42	30	10	236	235	94
COLUMBUS	82	43	32	7	231	216	93
WASHINGTON	82	38	30	14	235	240	90
NEW JERSEY	82	35	29	18	197	208	88
CAROLINA*	82	36	35	11	207	230	83
NY ISLANDERS	82	34	37	11	225	267	79

\*Did not make playoffs.

## COMPLETE RESULTS (\*Overtime \*\*Shootout)

DATE	W/L	SCORE	OPP.	DATE	W/L	SCORE	OPP.
10/4	OT	2-3*	DET	1/4	W	3-2	at NYI
10/6	W	2-1	PHI	1/5	W	2-1	NSH
10/8	L	2-5	at PIT	1/9	W	6-1	TOR
10/10	W	3-2	at WSH	1/10	L	0-3	at CBJ
10/11	OT	1-2**	LA	1/13	L	0-2	CGY
10/13	L	3-5	PHX	1/18	W	3-2	FLA
10/15	OT	2-3**	CHI	1/19	L	3-5	TB
10/17	W	3-2	at TOR	1/22	W	3-2	at PHI
10/19	W	4-3	at NYI	1/23	W	5-3	at BUF
10/24	L	1-3	at MIN	1/25	W	6-3	OTT
10/25	L	2-4	at COL	1/27	W	3-2	CBJ
10/28	L	1-3	PIT	1/28	L	0-3	at MTL
11/1	L	0-3	TB	1/31	W	3-1	STL
11/2	L	1-5	at NYR	2/4	L	1-2	WPG
11/5	W	2-1*	PHI	2/7	W	5-1	FLA
11/7	W	1-0	NYI	2/8	L	1-4	MTL
11/9	OT	2-3**	MIN	2/25	L	2-3	at BUF
11/12	W	2-1	COL	2/27	L	1-4	at DAL
11/15	W	3-2**	ANA	3/1	L	1-3	at LA
11/16	L	2-4	at STL	3/2	L	3-5	at ANA
11/18	L	1-4	BOS	3/4	W	3-2	at SJ
11/21	L	3-4	at DET	3/7	L	2-4	NYR
11/23	OT	2-3*	at BOS	3/8	L	4-5	at NJ
11/24	W	4-1	OTT	3/11	W	3-1	NYR
11/27	W	4-3	at NJ	3/13	W	4-2	BUF
11/29	L	2-5	NJ	3/15	L	1-5	at BOS
12/1	L	2-3	VAN	3/16	L	1-2	EDM
12/3	W	4-1	at WSH	3/18	W	3-1	at CBJ
12/5	W	5-2	at NSH	3/21	L	2-3	at CHI
12/6	W	5-3	SJ	3/22	W	3-2	at WPG
12/9	L	0-2	at VAN	3/25	L	4-5	NYI
12/10	OT	4-5*	at EDM	3/27	W	3-0	at FLA
12/12	OT	1-2*	at CGY	3/29	OT	2-3*	CBJ
12/14	W	3-1	at PHX	3/31	OT	1-2**	at OTT
12/20	L	2-4	WSH	4/1	W	4-1	at PIT
12/21	OT	2-3*	at TB	4/3	W	4-1	DAL
12/23	L	3-4	CBJ	4/5	L	1-3	NJ
12/27	OT	3-4*	PIT	4/8	L	1-4	at NYR
12/29	L	2-5	at TOR	4/10	L	2-5	WSH
12/31	W	5-4*	MTL	4/11	W	2-1	at DET
1/2	W	4-3*	at WSH	4/13	W	6-5**	at PHI

## MAJOR TRADES

**6/30/13** – Acquired Andrej Sekera from Buffalo in exchange for Jamie McBain and a 2013 second-round pick.

**9/29/13** – Acquired Kellan Tochkin and a 2014 fourth-round pick from Vancouver in exchange for Zac Dalpe and Jeremy Welsh

**12/30/13** – Acquired Greg Nemisz from Calgary in exchange for Kevin Westgarth.

**1/1/14** – Acquired John-Michael Liles and Dennis Robertson from Toronto in exchange for Tim Gleason.

**3/5/14** – Acquired Andrei Loktionov and a conditional draft pick from New Jersey in exchange for Tuomo Ruutu.

## FINAL STATISTICS (Hurricanes games only)

PLAYER	GP	SCORING (*Rookies)				PIM	PP	SH	GW
		G	A	PTS	PIM				
<b>ERIC STAAL</b>	79	21	40	61	74	1	2	0	
<b>JEFF SKINNER</b>	71	33	21	54	22	11	0	6	
<b>ANDREJ SEKERA</b>	74	11	33	44	20	4	1	1	
<b>ALEXANDER SEMIN</b>	65	22	20	42	42	6	1	3	
<b>JORDAN STAAL</b>	82	15	25	40	34	2	1	2	
<b>JUSTIN FAULK</b>	76	5	27	32	37	2	0	1	
<b>NATHAN GERBE</b>	81	16	15	31	36	3	2	1	
<b>JIRI TLUSTY</b>	68	16	14	30	22	0	2	5	
<b>RILEY NASH</b>	73	10	14	24	29	1	0	3	
<b>PATRICK DWYER</b>	75	8	14	22	14	0	2	2	
<b>ELIAS LINDHOLM*</b>	58	9	12	21	4	4	0	2	
<b>TUOMO RUUTU</b>	57	5	11	16	34	2	0	1	
<b>JAY HARRISON</b>	68	4	11	15	44	1	0	1	
<b>RON HAINSEY</b>	82	4	11	15	45	0	0	1	
<b>MANNY MALHOTRA</b>	69	7	6	13	18	0	0	1	
<b>DRAYSON BOWMAN</b>	70	4	8	12	16	0	0	0	
<b>RYAN MURPHY*</b>	48	2	10	12	10	1	0	0	
<b>ANDREI LOKTIONOV</b>	20	3	7	10	2	2	0	1	
<b>RADEK DVORAK</b>	60	4	5	9	41	0	0	2	
<b>JOHN-MICHAEL LILES</b>	35	2	7	9	8	1	0	0	
<b>BRETT BELLEMORE*</b>	64	2	6	8	45	0	0	0	
<b>ZACH BOYCHUK</b>	11	1	3	4	0	0	0	0	
<b>MIKE KOMISAREK</b>	32	0	4	4	14	0	0	0	
<b>BRETT SUTTER</b>	17	1	1	2	9	0	0	1	
<b>CHRIS TERRY*</b>	10	0	2	2	0	0	0	0	
<b>JUSTIN PETERS</b>	21	0	2	2	4	0	0	0	
<b>TIM GLEASON</b>	17	0	1	1	10	0	0	0	
<b>CAM WARD</b>	30	0	1	1	2	0	0	0	
<b>AARON PALUSHAJ</b>	2	0	0	0	0	0	0	0	
<b>KEVIN WESTGARTH</b>	12	0	0	0	4	0	0	0	
<b>ANTON KHUDBOIN</b>	36	0	0	0	0	0	0	0	

## GOALTENDING

PLAYER	GP	MINS	GA	GAA	SO	W-L-OT
<b>CAM WARD</b>	30	1645	84	3.06	0	10-12-6
<b>ANTON KHUDBOIN</b>	36	2084	80	2.30	1	19-14-1
<b>JUSTIN PETERS</b>	21	1225	51	2.50	1	7-9-4

## SEASON HIGHLIGHTS

- Hurricanes 2013 first-round (fifth overall) pick Elias Lindholm makes his NHL debut in the team's season opener against Detroit – October 4, 2013.

- Four Hurricanes players represent their respective countries at the 2014 Winter Olympic Games in Sochi, Russia: Justin Faulk (U.S.A.), Andrej Sekera (Slovakia), Alexander Semin (Russia), Tuomo Ruutu (Finland). Ruutu wins his second Olympic Bronze Medal with Team Finland – February 2014.

- Named Ron Francis general manager, Brian Tatum assistant general manager and Mike Vellucci assistant general manager and director of hockey operations. Jim Rutherford to remain with the Hurricanes as team president – April 28, 2014.

- Relieved Kirk Muller, Dave Lewis and John MacLean of their coaching duties and reassigned Greg Stefan to the pro scouting staff – May 5, 2014.

- Jim Rutherford resigns as team president to become general manager of the Pittsburgh Penguins – June 6, 2014.

- Name Bill Peters head coach – June 19, 2014.

- Name Ricky Olczyk assistant general manager – June 20, 2014.

- Name Steve Smith assistant coach – June 24, 2014.

- Name Don Waddell team president – July 1, 2014.

- Name David Marcoux goaltending coach – July 15, 2014.

# 2012-13 IN REVIEW

## CLOSING GAME ROSTER vs. Pittsburgh Penguins (road 4/27/13)

<b>4</b> Jamie McBain	D	<b>19</b> Jiri Tlustý	RW	<b>30</b> Cam Ward	G	<b>53</b> Jeff Skinner	C
<b>6</b> Tim Gleason	D	<b>21</b> Drayson Bowman (injured)	LW	<b>31</b> Dan Ellis	G	<b>59</b> Chad LaRose	RW
<b>8</b> Kevin Westgarth	RW	<b>24</b> Bobby Sanguinetti	D	<b>35</b> Justin Peters	G	<b>72</b> Nicolas Blanchard	C
<b>11</b> Jordan Staal	C	<b>25</b> Joni Pitkanen (injured)	D	<b>37</b> Tim Brent	C	<b>77</b> Joe Corvo	D
<b>12</b> Eric Staal	C	<b>27</b> Justin Faulk	D	<b>39</b> Patrick Dwyer	RW		
<b>13</b> Jared Staal	RW	<b>28</b> Alexander Semin (injured)	RW	<b>44</b> Jay Harrison (injured)	D		
<b>15</b> Tuomo Ruutu	LW	<b>29</b> Tim Wallace	RW	<b>47</b> Marc-Andre Bergeron	D		

### FINAL SOUTHEAST DIVISION STANDINGS

	GP	W	L	OT	GF	GA	PTS
WASHINGTON	48	27	18	3	149	130	57
WINNIPEG	48	24	21	3	128	144	51
CAROLINA*	48	19	25	4	128	160	42
TAMPA BAY	48	18	26	4	148	150	40
FLORIDA	48	15	27	6	112	171	36

\*Did not make playoffs.

### FINAL STATISTICS (Hurricanes games only)

PLAYER	SCORING (*Rookies)							
	GP	G	A	PTS	PIM	PP	SH	GW
ERIC STAAL	48	18	35	53	54	3	1	4
ALEXANDER SEMIN	44	13	31	44	46	4	0	1
JIRI TLUSTY	48	23	15	38	18	4	0	3
JORDAN STAAL	48	10	21	31	32	1	0	1
JEFF SKINNER	42	13	11	24	26	5	0	0
JOE CORVO	40	6	11	17	14	3	0	2
PATRICK DWYER	46	8	8	16	12	1	1	0
JUSTIN FAULK	38	5	10	15	15	1	1	0
JAY HARRISON	47	3	7	10	51	0	0	2
TUOMO RUUTU	17	4	5	9	8	0	0	0
RILEY NASH*	32	4	5	9	8	0	0	0
JONI PITKANEN	22	1	8	9	12	0	0	0
TIM GLEASON	42	0	9	9	40	0	0	0
JAMIE MCBAIN	40	1	7	8	12	0	0	0
BOBBY SANGUINETTI*	37	2	4	6	4	0	0	1
DRAYSON BOWMAN	37	3	2	5	17	0	0	0
KEVIN WESTGARTH	31	2	2	4	45	0	0	0
CHAD LAROSE	35	2	2	4	29	0	0	0
MARC-ANDRE BERGERON	13	0	4	4	5	0	0	0
ZAC DALPE	10	1	2	3	0	0	0	0
TIM BRENT	30	0	3	3	8	0	0	0
TIM WALLACE	28	1	1	2	17	0	0	0
BRETT BELLEMORE*	8	0	2	2	7	0	0	0
DAN ELLIS	19	0	2	2	0	0	0	0
CHRIS TERRY*	3	1	0	1	0	0	0	1
JEREMY WELSH*	5	0	1	1	0	0	0	0
ANDREAS NODL	8	0	1	1	2	0	0	0
ZACH BOYCHUK	1	0	0	0	0	0	0	0
MARC-ANDRE GRAGNANI	1	0	0	0	0	0	0	0
JARED STAAL*	2	0	0	0	2	0	0	0
BRETT SUTTER	3	0	0	0	4	0	0	0
RYAN MURPHY*	4	0	0	0	2	0	0	0
MICHAL JORDAN*	5	0	0	0	2	0	0	0
NICOLAS BLANCHARD*	9	0	0	0	20	0	0	0
CAM WARD	17	0	0	0	0	0	0	0
JUSTIN PETERS	19	0	0	0	0	0	0	0

### GOALTENDING

PLAYER	GP	MINS	GA	GAA	SO	W-L-OT
CAM WARD	17	929	44	2.84	0	9-6-1
DAN ELLIS	19	997	52	3.13	1	6-8-2
JUSTIN PETERS	19	954	55	3.46	1	4-11-1

### COMPLETE RESULTS (\*Overtime \*\*Shootout)

DATE	W/L	SCORE	OPP.	DATE	W/L	SCORE	OPP.
1/19	L	1-5	at FLA	3/12	W	4-0	at WSH
1/22	L	1-4	TB	3/14	L	3-2	WSH
1/24	W	6-3	BUF	3/16	L	4-1	at TB
1/25	W	3-1	at BUF	3/18	OT	2-1**	at NYR
1/28	L	5-3	BOS	3/19	L	4-1	FLA
2/1	W	1-0	OTT	3/21	L	4-1	NJ
2/2	L	5-3	at PHI	3/26	L	4-1	WPG
2/4	W	4-1	at TOR	3/28	L	6-3	at TOR
2/7	W	3-2*	at OTT	3/30	W	3-1	at WPG
2/9	OT	4-3*	at PHI	4/1	L	4-1	at MTL
2/11	W	6-4	at NYI	4/2	L	5-3	WSH
2/12	W	4-2	at NJ	4/4	L	5-0	TB
2/14	W	3-1	TOR	4/6	L	4-1	NYR
2/18	L	3-0	at MTL	4/8	L	6-2	at BOS
2/21	L	4-3	WPG	4/9	L	5-3	PIT
2/23	L	5-2	TB	4/11	L	3-1	at WSH
2/24	W	4-2	at NYI	4/13	W	4-2	BOS
2/26	L	3-0	at WSH	4/16	L	3-2	at OTT
2/28	W	4-1	PIT	4/18	OT	4-3*	at WPG
3/2	W	6-2	FLA	4/20	L	5-3	PHI
3/3	W	3-2	at FLA	4/21	W	3-2	at TB
3/5	W	4-3	BUF	4/23	W	4-3**	NYI
3/7	L	4-2	MTL	4/25	OT	4-3*	NYR
3/9	W	6-3	NJ	4/27	L	8-3	at PIT

### MAJOR TRADES

- 6/22/12** – Acquired Jordan Staal from Pittsburgh in exchange for Brandon Sutter, Brian Dumoulin and Carolina's 2012 first-round (8th overall) draft pick. Staal signed a 10-year contract on July 1.
- 7/26/12** – Signed Alexander Semin to a one-year contract.
- 8/8/12** – Signed Jeff Skinner to a six-year contract extension.
- 1/13/13** – Acquired Kevin Westgarth from Los Angeles in exchange for Anthony Stewart, a fourth-round draft pick in 2013 and a sixth-round draft pick in 2014.
- 1/13/13** – Acquired Luke Pither from Philadelphia in exchange for Brian Boucher and Mark Alt.
- 1/31/13** – Zach Boychuk claimed on waivers by Pittsburgh.
- 3/16/13** – Claimed Adam Hall on waivers from Tampa Bay.
- 3/21/13** – Claimed Zach Boychuk on waivers from Nashville.
- 4/2/13** – Acquired Marc-Andre Bergeron from Tampa Bay in exchange for Adam Hall and a 2013 seventh-round draft pick.
- 4/3/13** – Acquired a conditional draft pick from Pittsburgh in exchange for Jussi Jokinen.

### SEASON HIGHLIGHTS

- At its 75th Anniversary Gala, USA Hockey honors Hurricanes Owner/CEO Peter Karmanos Jr. with the Distinguished Achievement Award – June 8, 2012.
- The National Hockey League announces the cancellation of 82 games scheduled for Oct. 11-24, due to the absence of a Collective Bargaining Agreement with the NHL Players' Association. – October 4, 2012.
- Ron Francis is selected into the North Carolina Sports Hall of Fame, becoming the first hockey representative in the museum. He is enshrined along with 10 others on May 2 – January 7, 2013.
- The NHL and NHLPA announce an agreement on the framework of a new Collective Bargaining Agreement – January 6, 2013.
- The NHL begins an abbreviated 48-game schedule – January 19, 2013.
- CBS announces that former Hurricanes player Bates Battaglia and his brother Anthony will be cast members on the 22nd season of its popular reality show, *The Amazing Race*. The Battaglia brothers would go on to win the competition – January 23, 2013.
- Joni Pitkanen suffers a broken calcaneus (heel) injury. Pitkanen would miss the remaining 13 games of 2012-13 and all of 2013-14 – April 2, 2013.
- Doris E. Barksdale, longtime community liaison and motivational consultant for the Hurricanes, passes away at age 77 – April 3, 2013.
- Jared Staal is recalled from the Charlotte Checkers (AHL). He would start on a line alongside his brothers Eric and Jordan the next night at PNC Arena against the New York Rangers, marking the fourth time in NHL history that a trio of brothers played for the same team in the same season – April 24, 2013.

## CLOSING GAME ROSTER vs. Florida Panthers (road 4/7/12)

<b>4</b> Jamie McBain	D	<b>14</b> Andreas Nodl	RW	<b>27</b> Derek Joslin	D	<b>39</b> Patrick Dwyer (personal)	RW
<b>5</b> Bryan Allen	D	<b>15</b> Tuomo Ruutu	LW	<b>28</b> Justin Faulk	D	<b>44</b> Jay Harrison	D
<b>6</b> Tim Gleason	D	<b>16</b> Brandon Sutter	C	<b>30</b> Cam Ward	G	<b>53</b> Jeff Skinner	C
<b>8</b> Jaroslav Spacek (scratch)	D	<b>19</b> Jiri Tlustý	RW	<b>33</b> Brian Boucher	G	<b>59</b> Chad LaRose	RW
<b>12</b> Eric Staal	C	<b>23</b> Jeremy Welsh	C	<b>36</b> Jussi Jokinen	LW		
<b>13</b> Anthony Stewart	RW	<b>25</b> Joni Pitkanen	D	<b>37</b> Tim Brent	C		

## FINAL SOUTHEAST DIVISION STANDINGS

	GP	W	L	OT	GF	GA	PTS
FLORIDA	82	38	26	18	203	227	94
WASHINGTON	82	42	32	8	222	230	92
TAMPA BAY	82	38	36	8	235	281	84
WINNIPEG	82	37	35	10	225	246	84
CAROLINA*	82	33	33	16	213	243	82

\*Did not make playoffs.

## COMPLETE RESULTS (\*Overtime \*\*Shootout)

DATE	W/L	SCORE	OPP.	DATE	W/L	SCORE	OPP.
10/7	L	1-5	TB	1/6	W	4-2	BUF
10/8	OT	3-4	at WSH	1/7	L	2-5	at NSH
10/10	L	2-4	at NJ	1/10	L	1-2	PHI
10/12	W	3-2	BOS	1/12	W	5-2	at TB
10/14	W	4-3	at BUF	1/14	W	4-2	BOS
10/18	W	4-1	at BOS	1/15	L	1-2	at WSH
10/21	OT	2-3	at STL	1/17	OT	1-2**	at PIT
10/22	L	3-5	at WPG	1/20	W	3-0	WSH
10/25	OT	2-3**	OTT	1/21	OT	1-2	at NYI
10/28	W	3-0	CHI	1/23	W	2-1	WPG
10/29	L	1-5	at PHI	1/31	L	2-5	NYI
11/1	W	4-2	TB	2/2	W	3-0	at BOS
11/4	L	1-5	WSH	2/4	W	2-1	LA
11/6	L	2-5	DAL	2/8	OT	2-3	at ANA
11/8	L	2-3	at NJ	2/10	OT	3-4	at COL
11/11	L	1-5	at NYR	2/13	W	5-3	at MTL
11/12	W	5-3	PIT	2/17	W	3-2	SJ
11/14	L	3-5	PHI	2/18	L	3-4	at NYI
11/16	L	0-4	at MTL	2/20	W	5-0	WSH
11/18	L	0-1	BUF	2/23	OT	2-3**	ANA
11/20	W	3-2	TOR	2/25	OT	2-3**	FLA
11/21	W	4-2	at PHI	2/28	W	4-3	NSH
11/23	OT	3-4**	MTL	3/1	L	2-3	NYR
11/25	L	1-3	WPG	3/3	OT	3-4	TB
11/27	L	3-4	at OTT	3/6	W	4-3*	at WSH
11/29	L	1-3	FLA	3/7	OT	2-3	at BUF
12/1	L	3-5	NYR	3/10	W	4-2	at TB
12/2	L	2-3	PIT	3/11	L	0-2	at FLA
12/6	L	6-7	at CGY	3/13	L	2-4	at NYR
12/7	W	5-3	at EDM	3/15	W	2-0	STL
12/9	L	2-4	at WPG	3/17	W	5-3	at MIN
12/13	OT	1-2	at TOR	3/18	W	4-3	at WPG
12/15	W	4-3	VAN	3/21	W	3-1	FLA
12/18	OT	2-3	at FLA	3/23	L	1-5	at CBJ
12/21	L	3-4	PHX	3/24	L	4-5	at DET
12/23	W	2-1*	OTT	3/27	W	3-0	at TOR
12/26	W	4-2	NJ	3/30	OT	3-4	WPG
12/27	L	2-4	at PIT	3/31	L	0-5	NJ
12/29	W	4-3*	TOR	4/3	W	2-1	at OTT
12/31	L	2-5	at TB	4/5	W	2-1**	MTL
1/3	OT	3-4**	NYI	4/7	L	1-4	at FLA

## MAJOR TRADES

**11/29/11** – Claimed Andreas Nodl on waivers from Philadelphia.

**12/9/11** – Acquired defenseman Jaroslav Spacek from Montreal in exchange for defenseman Tomas Kaberle.

**01/18/12** – Acquired Evgenii Dadonov and A.J. Jenks from Florida in exchange for Jon Matsumoto and Mattias Lindstrom.

**01/20/12** – Acquired Joe Sova and a 2012 fourth-round draft pick from New Jersey in exchange for Alexei Ponikarovsky.

**01/30/12** – Signed defenseman Tim Gleason to a four-year contract extension.

**02/22/12** – Signed forward Tuomo Ruutu to a four-year contract extension.

**04/5/12** – Signed forward Jeremy Welsh to an entry-level contract.

## FINAL STATISTICS (Hurricanes games only)

PLAYER	SCORING (*Rookies)							
	GP	G	A	PTS	PIM	PP	SH	GW
ERIC STAAL	82	24	46	70	48	7	3	3
JUSSI JOKINEN	79	12	34	46	54	3	2	3
JEFF SKINNER	64	20	24	44	56	4	0	5
JIRI TLUSTY	79	17	19	36	26	2	0	1
TUOMO RUUTU	72	18	16	34	50	3	0	2
CHAD LAROSE	67	19	13	32	48	3	1	5
BRANDON SUTTER	82	17	15	32	21	2	3	0
JAMIE MCBAIN	76	8	19	27	4	5	0	1
TIM BRENT	79	12	12	24	27	3	1	3
JAY HARRISON	72	9	14	23	60	2	0	2
JUSTIN FAULK*	66	8	14	22	29	5	0	2
ANTHONY STEWART	77	9	11	20	30	0	0	1
TIM GLEASON	82	1	17	18	71	0	0	0
JONI PITKANEN	30	5	12	17	16	2	0	2
ALEXEI PONIKAROVSKY	49	7	8	15	26	4	0	0
BRYAN ALLEN	82	1	13	14	76	0	0	1
DRAYSON BOWMAN	37	6	7	13	4	0	0	0
JAROSLAV SPACEK	34	5	7	12	6	3	0	1
PATRICK DWYER	73	5	7	12	23	0	2	0
TOMAS KABERLE	29	0	9	9	2	0	0	0
ANDREAS NODL	48	3	4	7	6	0	0	0
JEROME SAMSON	16	2	3	5	8	1	0	0
DEREK JOSLIN	44	2	2	4	35	0	0	0
ZAC DALPE*	16	1	2	3	4	0	0	0
BRETT SUTTER*	15	0	3	3	11	0	0	0
ZACH BOYCHUK	16	0	2	2	0	0	0	0
CAM WARD	68	1	0	1	4	0	0	0
RILEY NASH*	5	0	1	1	2	0	0	0
JEREMY WELSH*	1	0	0	0	4	0	0	0
MIKE MURPHY*	2	0	0	0	0	0	0	0
BOBBY SANGUINETTI*	3	0	0	0	0	0	0	0
JUSTIN PETERS	7	0	0	0	0	0	0	0
BRIAN BOUCHER	10	0	0	0	0	0	0	0

PLAYER	GOALTENDING					
	GP	MINS	GA	GAA	SO	W-L-OT
MIKE MURPHY*	2	36	0	0	0	0-1-0
JUSTIN PETERS	7	387	16	2.48	1	2-3-2
CAM WARD	68	3988	182	2.74	5	30-23-13
BRIAN BOUCHER	10	546	31	3.41	0	1-6-1

## SEASON HIGHLIGHTS

- Jim Rutherford announces that the Hurricanes will honor former Carolina center Josef Vasicek with a No. 63 patch on their jerseys. Vasicek was killed in a Sept. 7, 2011, plane crash outside of Yaroslav, Russia that claimed the lives of 44 people with the Lokomotiv (KHL) hockey club – September 15, 2011.

- Kirk Muller is named head coach; Paul Maurice relieved of his head coaching duties – November 28, 2011.

- John MacLean joins coaching staff as an assistant coach – December 1, 2011.

- Kirk Muller earns his first NHL win as a head coach as the Hurricanes defeat the

- Edmonton Oilers 5-3 at Rexall Place – December 7, 2011.

- Cam Ward becomes the first goaltender in franchise history to score a goal when he is credited with Carolina's empty-net goal in the Hurricanes' 4-2 win against New Jersey – December 26, 2011.

- Justin Faulk represents Carolina at NHL All-Star Weekend in Ottawa, Ont., as one of 12 league rookies selected to participate in the All-Star Skills Competition. Faulk was one of four players to shoot for Team Alfredsson in the Hardest Shot event – January 28, 2012.

- The Hurricanes' home arena is renamed PNC Arena. The change came as a result of PNC Bank's acquisition of RBC Bank (USA). Carolina posts a 2-0 win against St. Louis behind Cam Ward's 40-save shutout – March 15, 2012.



# 2010-11 IN REVIEW

## CLOSING GAME ROSTER vs. Tampa Bay Lightning (home 4/9/11)

<b>4</b> Jamie McBain	D	<b>19</b> Jiri Tlustý	C	<b>33</b> Derek Joslin	D	<b>60</b> Justin Peters	G
<b>5</b> Bryan Allen	D	<b>20</b> Troy Bodie (scratch)	RW	<b>36</b> Jussi Jokinen	LW	<b>61</b> Cory Stillman	LW
<b>6</b> Tim Gleason	D	<b>21</b> Drayson Bowman	LW	<b>39</b> Patrick Dwyer	RW	<b>71</b> Jerome Samson	RW
<b>12</b> Eric Staal	C	<b>25</b> Joni Pitkanen	D	<b>44</b> Jay Harrison (injured)	D	<b>77</b> Joe Corvo	D
<b>15</b> Tuomo Ruutu	LW	<b>26</b> Erik Cole	LW	<b>53</b> Jeff Skinner	C		
<b>16</b> Brandon Sutter	C	<b>30</b> Cam Ward	G	<b>59</b> Chad LaRose	RW		

### FINAL SOUTHEAST DIVISION STANDINGS

	GP	W	L	OT	GF	GA	PTS
WASHINGTON	82	48	23	11	224	197	107
TAMPA BAY	82	46	25	11	247	240	103
CAROLINA*	82	40	31	11	236	239	91
ATLANTA	82	34	36	12	223	269	80
FLORIDA	82	30	40	12	195	229	72

\*Did not make playoffs.

### FINAL STATISTICS (Hurricanes games only)

PLAYER	SCORING (*Rookies)							
	GP	G	A	PTS	PIM	PP	SH	GW
ERIC STAAL	81	33	43	76	72	12	3	8
JEFF SKINNER*	82	31	32	63	46	6	0	2
TUOMO RUUTU	82	19	38	57	54	7	0	1
ERIK COLE	82	26	26	52	49	3	1	9
JUSSI JOKINEN	70	19	33	52	24	8	0	1
JOE CORVO	82	11	29	40	18	5	1	1
JONI PITKANEN	72	5	30	35	60	1	0	1
CHAD LAROSE	82	16	15	31	59	2	1	0
JAMIE MCBAIN*	76	7	23	30	32	1	0	2
BRANDON SUTTER	82	14	15	29	25	1	0	3
SERGEI SAMSONOV	58	10	16	26	12	4	0	0
PATRICK DWYER	80	8	10	18	12	0	1	2
CORY STILLMAN	21	5	11	16	4	2	0	1
TIM GLEASON	82	2	14	16	85	0	0	0
JIRI TLUSTY	57	6	6	12	14	0	0	0
JAY HARRISON	72	3	7	10	72	0	0	0
IAN WHITE	39	0	10	10	12	0	0	0
ANTON BABCHUK	17	3	5	8	12	1	0	1
ZACH BOYCHUK	23	4	3	7	4	1	0	1
DEREK JOSLIN	17	1	4	5	2	1	0	1
BRYAN ALLEN	19	0	5	5	19	0	0	0
ZAC DALPE*	15	3	1	4	0	0	0	1
TOM KOSTOPOULOS	17	1	3	4	30	0	0	0
TROY BODIE	50	1	2	3	54	0	0	0
RYAN CARTER	32	0	3	3	22	0	0	0
JON MATSUMOTO*	13	2	0	2	4	0	0	0
JEROME SAMSON*	23	0	2	2	0	0	0	0
PATRICK O'SULLIVAN	10	1	0	1	2	0	0	0
DRAYSON BOWMAN*	23	0	1	1	12	0	0	0
CAM WARD	74	0	1	1	0	0	0	0
BRETT SUTTER*	1	0	0	0	0	0	0	0
BRYAN RODNEY	3	0	0	0	2	0	0	0
JUSTIN PETERS*	12	0	0	0	4	0	0	0
BRETT CARSON	13	0	0	0	4	0	0	0

### GOALTENDING

PLAYER	GP	MINS	GA	GAA	SO	W-L-OT
CAM WARD	74	4318	184	2.56	4	37-26-10
JUSTIN PETERS*	12	648	43	3.98	0	3-5-1

### COMPLETE RESULTS (\*Overtime \*\*Shootout)

DATE	W/L	SCORE	OPP.	DATE	W/L	SCORE	OPP.
10/7	W	4-3	at MIN	1/11	W	6-5**	CGY
10/8	W	2-1**	MIN	1/13	L	2-3	at BUF
10/14	L	2-3	at OTT	1/15	W	6-4	TB
10/17	L	1-5	at VAN	1/17	L	0-7	at BOS
10/19	W	5-2	at SJ	1/18	L	2-3	BOS
10/20	L	3-4	at LA	1/20	W	4-1	NYR
10/23	W	4-3*	at PHX	1/22	L	2-3	at PIT
10/27	L	0-3	WSH	1/24	W	6-4	TOR
10/29	W	4-3	at NYR	1/26	W	4-2	at NYI
10/30	L	0-3	PIT	2/1	L	2-3	BOS
11/1	L	2-3	at PHI	2/3	L	0-3	at TOR
11/3	W	7-2	NYI	2/5	W	4-3*	ATL
11/5	L	4-7	at FLA	2/8	OT	2-3*	at NJ
11/6	W	3-2	FLA	2/10	L	1-2	at PHI
11/9	W	7-1	EDM	2/12	OT	3-4*	at TB
11/11	L	1-8	PHI	2/13	W	3-2	at ATL
11/13	L	2-7	at MTL	2/16	L	2-3	at NJ
11/17	W	7-1	OTT	2/18	W	3-2	PHI
11/19	OT	4-5**	at PIT	2/19	L	1-4	NJ
11/20	OT	1-2**	NSH	2/22	OT	3-4**	NYR
11/24	L	2-3	WSH	2/25	W	4-1	PIT
11/26	W	3-0	at BOS	2/26	L	3-4	at MTL
11/28	OT	2-3**	at WSH	3/1	W	2-1	FLA
11/29	L	1-4	DAL	3/3	W	3-2*	BUF
12/3	W	2-1*	COL	3/4	L	2-5	at CHI
12/4	L	2-5	at NSH	3/9	OT	2-3*	ATL
12/10	OT	1-2**	at DAL	3/11	L	1-2	at WSH
12/11	W	2-1**	at STL	3/12	L	2-3	CBJ
12/15	W	4-3	at FLA	3/15	W	1-0	at BUF
12/16	W	3-2**	at ATL	3/16	L	1-3	TOR
12/18	W	4-2	ANA	3/18	W	3-2*	NYI
12/20	L	1-5	at TB	3/22	W	4-3	OTT
12/23	L	2-3	MTL	3/25	W	4-3	at TB
12/26	L	2-3	WSH	3/26	L	2-4	TB
12/28	W	4-3	at TOR	3/29	W	3-2**	at WSH
12/29	W	4-0	at OTT	3/30	W	6-2	MTL
1/1	W	6-3	NJ	4/2	W	4-2	at NYI
1/3	OT	3-4*	FLA	4/3	OT	1-2*	BUF
1/5	OT	1-2*	at NYR	4/6	W	3-0	DET
1/7	W	5-3	at FLA	4/8	W	6-1	at ATL
1/9	W	4-3*	ATL	4/9	L	2-6	TB

### MAJOR TRADES

- 09/21/10** – Signed forward Jeff Skinner to a three-year, entry-level contract.
- 11/16/10** – Claimed forward Troy Bodie on waivers from Anaheim.
- 11/17/10** – Acquired defenseman Ian White and forward Brett Sutter from Calgary in exchange for defenseman Anton Babchuk and forward Tom Kostopoulos.
- 02/18/11** – Acquired defenseman Derek Joslin from San Jose in exchange for future considerations; Acquired San Jose's 2012 second-round draft pick in exchange for defenseman Ian White.
- 02/22/11** – Acquired forward Cory Stillman from Florida in exchange for forward Ryan Carter and Carolina's 2011 fifth-round draft pick.
- 02/28/11** – Acquired defenseman Bryan Allen from Florida in exchange for forward Sergei Samsonov.

### SEASON HIGHLIGHTS

- The Hurricanes take on SKA St. Petersburg in an exhibition game. Carolina is the first NHL team to play in Russia in more than 20 years – October 4, 2010.
- The Hurricanes take part in the 2010 Compuware NHL Premiere, playing two games against the Minnesota Wild at Hartwall Arena in Helsinki, Finland. Carolina wins both games – October 7-8, 2010.
- Head Coach Paul Maurice coaches his 1,000th career NHL regular-season game, making him the 19th head coach in league history – and the youngest at 43 years-302 days – to accomplish that feat – November 28, 2010.
- Carolina notches the 1,000th regular-season win in franchise history, downing the Toronto Maple Leafs 6-4 at the RBC Center – January 24, 2011.
- The Hurricanes host NHL All-Star Weekend. Team Lidstrom downs Team Staal by an 11-10 score in the All-Star Game. Jamie McBain, Jeff Skinner, Eric Staal and Cam Ward represent Carolina in the events – January 28-30, 2011.
- Cam Ward sets a new franchise record for saves in a season with 2,191, shattering the previous record of 1,844 set by Sean Burke in 1995-96. – April 9, 2011.
- Jeff Skinner becomes the first player in Carolina's franchise history to win the Calder Trophy as the NHL's rookie of the year – June 22, 2011.

## CLOSING GAME ROSTER vs. Boston Bruins (away 4/10/10)

<b>5</b> Brian Pothier	D	<b>16</b> Brandon Sutter	C	<b>29</b> Tom Kostopoulos	RW	<b>45</b> Alexandre Picard (injured)	D
<b>6</b> Tim Gleason (injured)	D	<b>17</b> Rod Brind'Amour (injured)	C	<b>30</b> Cam Ward	G	<b>53</b> Casey Borer	D
<b>11</b> Zach Boychuk	C	<b>21</b> Drayson Bowman	LW	<b>33</b> Bryan Rodney	D	<b>59</b> Chad LaRose	RW
<b>12</b> Eric Staal	C	<b>25</b> Joni Pitkanen (injured)	D	<b>34</b> Manny Legace	G	<b>67</b> Jerome Samson	RW
<b>13</b> Ray Whitney	LW	<b>26</b> Erik Cole	LW	<b>36</b> Jussi Jokinen	LW		
<b>14</b> Sergei Samsonov	LW	<b>27</b> Brett Carson	D	<b>39</b> Patrick Dwyer	RW		
<b>15</b> Tuomo Ruutu (injured)	LW	<b>28</b> Jamie McBain	D	<b>44</b> Jay Harrison	D		

## FINAL SOUTHEAST DIVISION STANDINGS

	GP	W	L	OT	GF	GA	PTS
WASHINGTON	82	54	15	13	318	233	121
ATLANTA	82	35	34	13	234	256	83
CAROLINA*	82	35	37	10	230	256	80
TAMPA BAY	82	34	36	12	217	260	80
FLORIDA	82	32	37	13	208	244	77

\*Did not make playoffs.

## FINAL STATISTICS (Hurricanes games only)

PLAYER	SCORING (*Rookies)							
	GP	G	A	PTS	PIM	PP	SH	GW
ERIC STAAL	70	29	41	70	68	13	0	5
JUSSI JOKINEN	81	30	35	65	36	10	0	6
RAY WHITNEY	80	21	37	58	26	7	0	5
JONI PITKANEN	71	6	40	46	72	1	0	1
BRANDON SUTTER	72	21	19	40	2	5	0	3
MATT CULLEN	60	12	28	40	26	1	2	1
TUOMO RUUTU	54	14	21	35	50	5	0	1
SERGEI SAMSONOV	72	14	15	29	32	2	0	2
CHAD LAROSE	56	11	17	28	24	0	1	0
TOM KOSTOPOULOS	82	8	13	21	106	0	2	0
ROD BRIND'AMOUR	80	9	10	19	36	2	0	2
TIM GLEASON	61	5	14	19	78	1	1	0
ERIK COLE	40	11	5	16	29	2	0	1
PATRICK DWYER	58	7	5	12	6	0	0	2
JOE CORVO	34	4	8	12	10	4	0	0
BRETT CARSON*	54	2	10	12	12	0	0	0
BRYAN RODNEY*	22	1	10	11	8	0	0	0
AARON WARD	60	1	10	11	54	0	0	0
JAMIE MCBAIN*	14	3	7	10	0	1	0	1
ANDREW ALBERTS	62	2	8	10	74	0	0	0
ZACH BOYCHUK*	31	3	6	9	2	0	0	0
STEPHANE YELLE	59	4	3	7	28	0	1	0
JIRI TLUSTY	18	1	5	6	6	0	0	0
JAY HARRISON	38	1	5	6	50	0	0	0
SCOTT WALKER	33	3	2	5	23	1	0	0
NICLAS WALLIN	47	0	5	5	26	0	0	0
BRIAN POTHIER	20	1	3	4	11	0	0	1
CAM WARD	47	0	3	3	0	0	0	0
DRAYSON BOWMAN*	9	2	0	2	4	1	0	0
JEROME SAMSON*	7	0	2	2	10	0	0	0
MANNY LEGACE	28	0	1	1	0	0	0	0
OSKAR OSALA*	1	0	0	0	0	0	0	0
CASEY BORER*	2	0	0	0	0	0	0	0
STEVEN GOERTZEN	6	0	0	0	5	0	0	0
ALEXANDRE PICARD	9	0	0	0	6	0	0	0
JUSTIN PETERS*	9	0	0	0	0	0	0	0
TIM CONBOY	12	0	0	0	24	0	0	0

PLAYER	GOALTENDING					
	GP	MINS	GA	GAA	SO	W-L-OT
CAM WARD	47	2651	119	2.69	0	18-23-5
MANNY LEGACE	28	1472	69	2.81	1	10-7-5
JUSTIN PETERS*	9	488	23	2.83	0	6-3-0
MICHAEL LEIGHTON	7	350	25	4.29	0	1-4-0

## COMPLETE RESULTS (\*Overtime \*\*Shootout)

DATE	W/L	SCORE	OPP.	DATE	W/L	SCORE	OPP.
10/2	L	0-2	PHI	1/7	L	2-4	NSH
10/3	L	2-7	at BOS	1/8	W	2-1	COL
10/6	W	2-1**	TB	1/10	W	4-1	OTT
10/9	W	7-2	FLA	1/12	W	4-2	at TOR
10/10	L	2-5	at TB	1/14	L	1-3	at DET
10/14	OT	2-3**	PIT	1/16	L	3-5	ATL
10/17	L	0-2	at NJ	1/18	L	2-3	TB
10/21	OT	3-4**	at NYI	1/21	W	5-2	at ATL
10/23	L	4-5	at COL	1/23	L	2-4	at PHI
10/24	OT	2-3*	at MIN	1/24	W	5-1	BOS
10/28	L	2-5	STL	1/27	W	5-1	at NYR
10/31	L	1-6	at PHI	1/28	W	4-1	NYI
11/1	L	1-5	SJ	1/30	W	4-2	CHI
11/4	L	0-3	at FLA	2/1	L	2-4	at EDM
11/6	L	2-3	TOR	2/3	L	1-4	at CGY
11/7	L	2-3	at CBJ	2/5	W	4-3	at BUF
11/11	L	2-5	LA	2/6	W	3-1	at NYI
11/13	OT	3-4*	NYI	2/9	W	4-1	FLA
11/15	W	5-4**	MIN	2/11	W	4-3*	BUF
11/17	OT	2-3**	at MTL	2/13	W	5-2	NJ
11/19	W	6-5**	TOR	3/2	W	5-1	at TOR
11/21	W	3-1	TB	3/4	W	4-1	OTT
11/23	L	0-2	at DAL	3/6	L	1-4	at FLA
11/25	L	2-3	at ANA	3/7	W	4-0	at ATL
11/27	L	4-6	ATL	3/10	OT	3-4*	at WSH
11/28	L	1-5	at BUF	3/11	W	4-3*	PIT
11/30	L	2-3	WSH	3/13	L	0-4	PHX
12/5	W	5-3	VAN	3/16	L	2-5	BOS
12/7	W	3-2	at PIT	3/18	W	4-3*	WSH
12/9	L	2-4	at NJ	3/20	W	3-2*	at PIT
12/11	OT	3-4*	at WSH	3/21	L	3-5	BUF
12/12	L	2-4	at OTT	3/23	OT	2-3*	at TB
12/16	W	5-3	DAL	3/25	W	3-2**	WSH
12/18	L	3-6	at FLA	3/27	L	0-4	ATL
12/19	W	3-2	FLA	3/29	W	4-1	at ATL
12/21	L	1-3	NYR	3/31	W	2-1	at MTL
12/23	L	1-5	MTL	4/1	OT	3-4**	at OTT
12/26	OT	3-4**	PHI	4/3	L	0-4	NJ
12/28	W	6-3	at WSH	4/6	W	8-5	at TB
12/31	L	1-2	NYR	4/8	W	5-2	MTL
1/2	W	2-1*	at NYR	4/10	L	2-4	at BOS

## MAJOR TRADES

**07/24/09** – Acquired defenseman Aaron Ward from Boston in exchange for forward Patrick Eaves and a fourth-round pick in 2010.  
**12/03/09** – Acquired forward Jiri Tlusty from Toronto in exchange for forward Philippe Paradis.  
**02/07/10** – Traded defenseman Niclas Wallin and a 2010 fifth-round pick to San Jose for Buffalo's 2010 second-round pick.  
**02/12/10** – Traded forward Matt Cullen to Ottawa for defenseman Alexandre Picard and Ottawa's 2010 second-round pick.  
**03/03/10** – Acquired goaltender Justin Pogge and Boston's fourth-round pick in 2010 or 2011 from Anaheim in exchange for defenseman Aaron Ward; Traded forward Scott Walker to Washington for Washington's 2010 seventh-round pick; Acquired defenseman Brian Pothier, forward Oskar Osala and Washington's 2011 second-round pick from Washington for defenseman Joe Corvo; Acquired forward Cedric McNicoll and Colorado's 2010 sixth-round pick from Colorado for forwards Stephane Yelle and Jay Harrison; Traded defenseman Andrew Alberts to Vancouver for Vancouver's 2010 third-round pick.

## SEASON HIGHLIGHTS

- Goaltender Cam Ward signs a six-year contract extension which begins in 2010-11 and will run through 2015-16 – September 30, 2009.
- Forward Ray Whitney plays his 1,000th NHL regular-season game in the Hurricanes' game at Nassau Coliseum against the New York Islanders – October 21, 2009.
- Forward Eric Staal's 349-game "ironman" streak ends when he misses Carolina's game at Florida. The games-played streak is the longest since the team's relocation, and the second-longest in franchise history – November 4, 2009.
- The Hurricanes name Eric Staal captain and Rod Brind'Amour alternate captain – January 20, 2010.
- All four Hurricanes players – Tim Gleason (USA-silver), Joni Pitkanen (Finland-bronze), Tuomo Ruutu (Finland-bronze) and Eric Staal (Canada-gold) – competing in the 2010 Winter Olympics in Vancouver win medals – February 28, 2010.
- Paul Maurice coaches his 800th game behind the Hurricanes' bench, making him the 10th coach in NHL history to coach 800 games with one franchise – March 16, 2010.
- Forward Brandon Sutter finishes the season with 20 goals and only two penalty minutes, making him the first NHL player since Sergei Berezin (26g, 2 PIM) in 1999-00 to have at least 20 goals while only taking two penalty minutes – April 10, 2010.

# 2008-09 IN REVIEW

## CLOSING GAME ROSTER vs. New Jersey Devils (away 4/11/09)

<b>4</b> Dennis Seidenberg	D	<b>14</b> Sergei Samsonov	LW	<b>26</b> Erik Cole	LW	<b>59</b> Chad LaRose	RW
<b>5</b> Frantisek Kaberle (injured)	D	<b>15</b> Tuomo Ruutu	LW	<b>30</b> Cam Ward	G	<b>63</b> Dwight Helminen	C
<b>6</b> Tim Gleason	D	<b>17</b> Rod Brind'Amour	C	<b>33</b> Anton Babchuk	D	<b>77</b> Joe Corvo	D
<b>7</b> Niclas Wallin	D	<b>18</b> Ryan Bayda (scratch)	LW	<b>36</b> Jussi Jokinen	LW		
<b>8</b> Matt Cullen (injured)	C	<b>20</b> Michael Ryan (scratch)	C	<b>38</b> Tim Conboy	D		
<b>12</b> Eric Staal	C	<b>24</b> Scott Walker	RW	<b>44</b> Patrick Eaves	RW		
<b>13</b> Ray Whitney	LW	<b>25</b> Joni Pitkanen	D	<b>49</b> Michael Leighton	G		

### FINAL SOUTHEAST DIVISION STANDINGS

	GP	W	L	OT	GF	GA	PTS
WASHINGTON	82	50	24	8	272	245	108
CAROLINA*	82	45	30	7	239	226	97
FLORIDA	82	41	30	11	234	231	93
ATLANTA	82	35	41	6	257	280	76
TAMPA BAY	82	24	40	18	210	279	66

\*Def. New Jersey in Eastern Conf. Quarterfinals, 4-3; Def. Boston in Eastern Conf. Semifinals, 4-3; Lost to Pittsburgh in Eastern Conf. Finals, 4-0.

### COMPLETE RESULTS (\*Overtime \*\*Shootout)

DATE	W/L	SCORE	OPP.	DATE	W/L	SCORE	OPP.
10/10	W	6-4	FLA	1/8	L	2-4	FLA
10/11	W	4-3*	at TB	1/10	L	1-5	at BOS
10/13	L	1-3	DET	1/13	L	1-5	at OTT
10/17	OT	3-4*	at LA	1/15	L	4-6	TOR
10/19	W	3-1	at ANA	1/17	L	1-3	at BUF
10/23	L	1-4	at PIT	1/19	W	2-0	at TOR
10/25	W	4-3	at NYI	1/20	W	2-1	at PIT
10/28	OT	2-3**	at MTL	1/27	L	2-3	at NYR
10/30	W	1-0	at STL	1/29	W	3-2	TB
11/1	L	1-3	EDM	1/31	W	2-0	ATL
11/2	W	6-4	TOR	2/3	L	3-4	at VAN
11/4	W	5-4*	at TOR	2/5	W	4-3**	at SJ
11/6	L	2-3	at WSH	2/7	W	7-2	at PHX
11/7	W	2-1	OTT	2/12	L	0-5	FLA
11/9	L	2-5	ATL	2/14	L	1-5	CBJ
11/12	L	1-5	WSH	2/15	W	3-0	at BUF
11/14	L	2-3	at ATL	2/17	L	1-5	BOS
11/16	W	3-2**	TB	2/19	W	6-2	at NYI
11/18	W	2-1	MTL	2/20	W	4-1	TB
11/21	W	5-2	PHX	2/22	W	t-2	COL
11/23	L	2-5	NSH	2/24	L	2-4	at OTT
11/24	L	2-3	at FLA	2/26	W	2-1**	BUF
11/26	L	1-3	PHI	2/28	L	3-5	at ATL
11/28	W	3-2*	at PHI	3/3	W	5-2	at WSH
11/30	L	1-4	ANA	3/6	W	6-1	CGY
12/4	L	2-5	PIT	3/7	W	9-3	at TB
12/6	OT	1-2*	PHI	3/9	W	3-0	NYR
12/7	W	3-1	WSH	3/11	OT	2-3**	at CHI
12/11	OT	5-6**	at PHI	3/12	L	2-3	at DAL
12/13	OT	2-3**	at NYR	3/14	OT	4-5**	at WSH
12/16	W	3-2	MTL	3/18	W	4-2	NJ
12/18	W	2-1*	FLA	3/20	W	5-4	NYI
12/20	L	2-4	at BOS	3/21	W	4-1	WSH
12/21	W	3-2*	at MTL	3/23	W	3-2*	at FLA
12/23	L	2-3	at MIN	3/25	W	2-1	OTT
12/26	W	5-4	at ATL	3/28	W	2-1	at NJ
12/27	L	2-4	BOS	4/2	W	4-2	NYR
12/31	W	3-1	ATL	4/4	W	3-2*	PIT
1/2	W	2-1	STL	4/7	W	9-0	NYI
1/3	W	3-2	at TB	4/9	L	1-5	BUF
1/6	W	3-2	NJ	4/11	L	2-3	at NJ

### MAJOR TRADES

**07/01/08** – Acquired defenseman Joni Pitkanen from Edmonton in exchange for forward Erik Cole.  
**02/07/09** – Acquired forward Jussi Jokinen from Tampa Bay in exchange for forward/defenseman Wade Brookbank, defenseman Josef Melichar and a fourth-round pick in 2009.  
**03/04/09** – Acquired forward Patrick O'Sullivan and Calgary's second-round pick in 2009 from Los Angeles in exchange for forward Justin Williams; traded O'Sullivan and Carolina's second-round pick in 2009 to Edmonton for forward Erik Cole and Edmonton's fifth-round pick in 2009.

### FINAL STATISTICS (Hurricanes games only)

PLAYER	SCORING (*Rookies)									
	GP	G	A	PTS	PIM	PP	SH	GW		
RAY WHITNEY	82	24	53	77	32	7	0	2		
ERIC STAAL	82	40	35	75	50	14	1	8		
TUOMO RUUTU	79	26	28	54	79	10	0	4		
ROD BRIND'AMOUR	80	16	35	51	36	6	1	1		
SERGEI SAMSONOV	81	16	32	48	28	3	0	3		
MATT CULLEN	69	22	21	43	20	4	2	2		
JOE CORVO	81	14	24	38	18	8	1	6		
ANTON BABCHUK	72	16	19	35	16	9	0	4		
JONI PITKANEN	71	7	26	33	58	2	0	3		
CHAD LAROSE	81	19	12	31	35	0	2	4		
DENNIS SEIDENBERG	70	5	25	30	37	2	0	1		
SCOTT WALKER	41	5	10	15	39	1	0	0		
ERIK COLE	17	2	13	15	10	0	0	0		
PATRICK EAVES	74	6	8	14	31	1	1	1		
RYAN BAYDA	70	5	7	12	26	0	0	0		
TIM GLEASON	70	0	12	12	68	0	0	0		
JUSSI JOKINEN	25	1	10	11	12	0	0	1		
JUSTIN WILLIAMS	32	3	7	10	9	2	0	0		
NICLAS WALLIN	64	2	8	10	42	0	0	1		
FRANTISEK KABERLE	30	1	7	8	8	1	0	0		
BRANDON SUTTER*	50	1	5	6	16	0	0	0		
JOSEF MELICHAR	15	0	4	4	8	0	0	0		
DAN LACOUTURE	11	2	0	2	10	0	0	1		
DWIGHT HELMINEN*	23	1	1	2	0	0	0	0		
MICHAEL RYAN	18	0	2	2	2	0	0	0		
BRYAN RODNEY*	8	0	2	2	2	0	0	0		
WADE BROOKBANK	27	1	0	1	40	0	0	0		
PATRICK DWYER*	13	1	0	1	0	0	0	0		
TIM CONBOY	28	0	1	1	37	0	0	0		
JAKUB PETRUZALEK*	2	0	1	1	0	0	0	0		
CAM WARD	68	0	1	1	4	0	0	0		
BRETT CARSON*	5	0	0	0	4	0	0	0		
CASEY BORER*	3	0	0	0	5	0	0	0		
ZACH BOYCHUK*	2	0	0	0	0	0	0	0		
MICHAEL LEIGHTON	19	0	0	0	4	0	0	0		

PLAYER	GOALTENDING					
	GP	MINS	GA	GAA	SO	W-L-OT
CAM WARD	68	3928	160	2.44	6	39-23-5
MICHAEL LEIGHTON	19	1029	50	2.92	0	6-7-2

### SEASON HIGHLIGHTS

- Paul Maurice is named head coach and Ron Francis is named associate head coach; Peter Laviolette relieved of his head coaching duties – December 3, 2008.
- The Hurricanes score a 9-3 win at TB, marking the most goals in a game for the team since relocating to North Carolina. Eric Staal scores four goals, marking the first time a player had scored four goals in a game since relocation, and the third time the feat was accomplished in franchise history. Staal's six points set a Hurricanes record and tie the franchise record for points in a game – March 7, 2009.
- Cam Ward earns his 39th win of the season in Carolina's 9-0 rout of the NY Islanders. For Ward, the win breaks Martin Gerber's franchise record of 38 wins in a season. For the Hurricanes, it marks their 45th win of the regular season - the second-best wins total in franchise history – April 7, 2009.
- The Hurricanes' franchise-record 12-game home winning streak is snapped. The 12-game home winning streak shatters the previous record of nine games – April 9, 2009.
- "The Shock at the Rock" – Trailing 3-2 with 1:20 remaining in regulation, Jussi Jokinen scores the tying goal in Game 7 of the Eastern Conference Quarterfinals at New Jersey's Prudential Center. Eric Staal then beats Martin Brodeur with 32 seconds remaining, and the Hurricanes advance to the second round – April 28, 2009.
- Scott Walker beats Tim Thomas 18:46 into overtime of Game 7 of the Eastern Conference Semifinals at TD Banknorth Garden to give the Hurricanes a 3-2 win. Carolina becomes just the fourth team to advance to the Eastern Conference Finals three times in the first decade of the 2000s, joining NJ, PHI and PIT in that group.

## CLOSING GAME ROSTER vs. Florida Panthers (home 4/7/07)

<b>2</b> Glen Wesley	D	<b>12</b> Eric Staal	C	<b>24</b> Scott Walker	RW	<b>44</b> Patrick Eaves (injured)	RW
<b>4</b> Dennis Seidenberg	D	<b>13</b> Ray Whitney	LW	<b>26</b> Erik Cole	LW	<b>45</b> David Tanabe (injured)	D
<b>5</b> Frantisek Kaberle	D	<b>14</b> Sergei Samsonov	LW	<b>28</b> Andrew Hutchinson	D	<b>47</b> John Grahame	G
<b>6</b> Bret Hedican	D	<b>15</b> Tuomo Ruutu	LW	<b>30</b> Cam Ward	G	<b>51</b> Jeff Hamilton (scratch)	F
<b>7</b> Niclas Wallin	D	<b>17</b> Rod Brind'Amour (injured)	C	<b>37</b> Keith Aucoin	RW	<b>59</b> Chad LaRose	RW
<b>8</b> Matt Cullen	C	<b>18</b> Ryan Bayda	LW	<b>38</b> Tim Conboy (scratch)	D	<b>77</b> Joe Corvo	D
<b>11</b> Justin Williams (injured)	RW	<b>19</b> Trevor Letowski	RW	<b>42</b> Tim Gleason	D		

## FINAL SOUTHEAST DIVISION STANDINGS

	GP	W	L	OT	GF	GA	PTS
WASHINGTON	82	43	31	8	242	231	94
CAROLINA*	82	43	33	6	252	249	92
FLORIDA	82	38	35	9	216	226	85
ATLANTA	82	34	40	8	216	272	76
TAMPA BAY	82	31	42	9	223	267	71

\*Did not make playoffs.

## FINAL STATISTICS (Hurricanes games only)

PLAYER	SCORING (*Rookies)							
	GP	G	A	PTS	PIM	PP	SH	GW
ERIC STAAL	82	38	44	82	50	14	0	7
RAY WHITNEY	66	25	36	61	30	6	0	4
ERIK COLE	73	22	29	51	76	10	0	4
ROD BRIND'AMOUR	59	19	32	51	38	6	0	4
MATT CULLEN	59	13	36	49	32	8	0	1
CORY STILLMAN	55	21	25	46	14	10	0	6
SERGEI SAMSONOV	38	14	18	32	10	3	0	2
SCOTT WALKER	58	14	18	32	115	4	2	4
JUSTIN WILLIAMS	37	9	21	30	43	2	0	0
JEFF HAMILTON	58	9	15	24	10	7	0	1
CHAD LAROSE	58	11	12	23	46	0	1	2
FRANTISEK KABERLE	80	0	22	22	30	0	0	0
JOSEPH CORVO	23	7	14	21	8	5	0	2
TIM GLEASON	80	3	16	19	84	0	0	0
ANDREW LADD	43	9	9	18	31	0	0	1
TREVOR LETOWSKI	75	9	9	18	30	0	1	1
BRET HEDICAN	66	2	15	17	70	0	0	0
DENNIS SEIDENBERG	47	0	15	15	18	0	0	0
KEITH AUCCOIN	38	5	8	13	10	0	0	0
MIKE COMMODORE	41	3	9	12	74	0	0	0
TUOMO RUUTU	17	4	7	11	16	3	0	0
NICLAS WALLIN	66	2	6	8	54	0	0	0
GLEN WESLEY	78	1	7	8	52	0	0	1
RYAN BAYDA	31	3	3	6	28	0	0	0
CRAIG ADAMS	40	2	3	5	34	0	0	0
PATRICK EAVES	11	1	4	5	4	1	0	0
TIM CONBOY*	19	0	5	5	60	0	0	0
CASEY BORER*	11	1	2	3	4	0	0	0
DAVID TANABE	18	1	2	3	8	0	0	0
WADE BROOKBANK	32	1	1	2	76	0	0	0
JOE JENSEN*	6	1	0	1	2	0	0	1
BRANDON NOLAN*	6	0	1	1	0	0	0	0
JOHN GRAHAME	17	0	1	1	4	0	0	0
CAM WARD	69	0	1	1	4	0	0	0
JOEY MORMINA*	1	0	0	0	0	0	0	0
MICHAEL LEIGHTON	3	0	0	0	0	0	0	0

PLAYER	GOALTENDING					
	GP	MINS	GA	GAA	SO	W-L-OT
MICHAEL LEIGHTON	3	158	7	2.66	0	1-1-0
CAM WARD	69	3930	180	2.75	4	37-25-5
JOHN GRAHAME	17	848	53	3.75	0	5-7-1

## COMPLETE RESULTS (\*Overtime \*\*Shootout)

DATE	W/L	SCORE	OPP.	DATE	W/L	SCORE	OPP.
10/3	OT	2-3*	MTL	1/2	OT	4-5*	ATL
10/5	W	4-1	PIT	1/4	W	4-3	at ATL
10/6	L	0-2	at WSH	1/5	L	0-1	at STL
10/9	W	7-1	at TOR	1/8	W	1-0	at BOS
10/11	W	5-3	at OTT	1/10	L	1-4	NJ
10/13	W	3-1	at MTL	1/12	L	4-5	COL
10/19	OT	3-4**	at PIT	1/15	L	4-5	at TOR
10/20	OT	2-3*	at PHI	1/17	L	1-5	at OTT
10/22	W	3-1	VAN	1/18	W	7-2	EDM
10/24	W	6-2	BUF	1/21	W	3-2*	at NYI
10/26	L	4-7	MTL	1/22	L	3-6	NYI
10/27	W	8-3	at NYI	1/29	W	3-1	NYR
10/31	L	2-4	at FLA	1/31	W	3-2*	TOR
11/3	W	4-2	FLA	2/2	L	1-4	at PIT
11/5	W	5-0	WSH	2/5	L	0-1	at NSH
11/8	L	1-5	TB	2/8	W	2-1	at WSH
11/10	W	5-3	at ATL	2/9	L	1-6	at NJ
11/12	W	4-3	at FLA	2/12	W	3-2	at BOS
11/14	L	1-6	at TB	2/14	W	4-2	PIT
11/16	L	0-3	ATL	2/16	W	5-4	FLA
11/17	W	2-1	FLA	2/18	L	1-5	at NJ
11/21	L	3-6	PHI	2/19	OT	2-3**	BOS
11/23	W	4-3	TB	2/21	W	5-3	ATL
11/24	L	2-5	at WSH	2/23	W	6-3	WSH
11/28	L	1-3	PHI	2/26	W	2-1*	NJ
11/30	W	4-3	WSH	2/28	L	2-4	NYR
12/1	L	1-8	at BUF	3/1	W	5-1	TB
12/3	W	4-0	at NYR	3/5	W	6-3	at ATL
12/6	L	1-2	at TB	3/6	W	3-2	MIN
12/8	W	5-1	at MTL	3/8	W	4-3*	BUF
12/9	L	2-5	at DET	3/12	W	3-0	at CHI
12/12	L	0-6	OTT	3/14	L	1-7	at BUF
12/14	L	3-4	CGY	3/16	W	5-1	OTT
12/15	W	6-5**	at PHI	3/19	W	5-3	at ATL
12/18	W	3-2*	TOR	3/20	W	2-1**	at FLA
12/20	L	4-5	at FLA	3/25	OT	2-3**	WSH
12/22	W	4-1	at TB	3/28	W	7-1	ATL
12/26	L	2-4	at NYR	3/29	L	1-2	at TB
12/28	W	4-3	BOS	4/1	L	1-4	at WSH
12/29	L	1-4	at CBJ	4/2	W	6-2	TB
12/31	L	1-4	NYI	4/4	L	3-4	FLA

## MAJOR TRADES

- 01/08/08** – Claimed forward Sergei Samsonov on re-entry waivers from Chicago.
- 01/17/08** – Traded forward Craig Adams to Chicago for future considerations.
- 01/31/08** – Acquired forward Joe Jensen from Pittsburgh in exchange for forward David Gove.
- 02/11/08** – Acquired defenseman Joe Corvo and forward Patrick Eaves from Ottawa in exchange for defenseman Mike Commodore and forward Cory Stillman.
- 02/26/08** – Acquired forward Tuomo Ruutu from Chicago in exchange for forward Andrew Ladd.

## SEASON HIGHLIGHTS

- Forward Eric Staal becomes the sixth-fastest player in franchise history (268 games) to score 100 goals when he beats Johan Holmqvist in a 4-3 win vs. TB – November 23, 2007.
- Eric Staal represents the Eastern Conference at the NHL All-Star Game in Atlanta. Staal is named the Game's Most Valuable Player with two goals and an assist on Marc Savard's game-winner, helping the Eastern Conference to an 8-7 win. It marks the first All-Star Game MVP for a player in franchise history – January 27, 2008.
- Defenseman Glen Wesley passes Tim Horton (1,446) on the NHL's all-time games played list for defensemen – March 12, 2008.
- Glen Wesley announces his retirement as a player and is named director of defenseman development. President/General Manager Jim Rutherford announces that Wesley's No. 2 jersey would be retired to the RBC Center rafters – June 5, 2008.



# 2006-07 IN REVIEW

## CLOSING GAME ROSTER vs. Florida Panthers (home 4/7/07)

<b>2</b> Glen Wesley	D	<b>12</b> Eric Staal	C	<b>26</b> Erik Cole	LW	<b>59</b> Chad LaRose	RW
<b>4</b> Dennis Seidenberg	D	<b>13</b> Ray Whitney	LW	<b>27</b> Craig Adams	RW	<b>61</b> Cory Stillman	LW
<b>5</b> Frantisek Kaberle	D	<b>16</b> Andrew Ladd	LW	<b>28</b> Andrew Hutchinson	D	<b>63</b> Josef Vasicek	C
<b>6</b> Bret Hedican (injured)	D	<b>17</b> Rod Brind'Amour	C	<b>30</b> Cam Ward	G	<b>77</b> Anson Carter (scratch)	RW
<b>7</b> Niclas Wallin	D	<b>19</b> Trevor Letowski	RW	<b>45</b> David Tanabe	D		
<b>8</b> Tim Gleason (injured)	C	<b>22</b> Mike Commodore	D	<b>47</b> John Grahame	G		
<b>11</b> Justin Williams	RW	<b>24</b> Scott Walker	RW	<b>48</b> Anton Babchuk (scratch)	D		

### FINAL SOUTHEAST DIVISION STANDINGS

	GP	W	L	OT	GF	GA	PTS
ATLANTA	82	43	28	11	246	245	97
TAMPA BAY	82	44	33	5	253	261	93
CAROLINA*	82	40	34	8	241	253	88
FLORIDA	82	35	31	16	247	257	86
WASHINGTON	82	28	40	14	235	286	70

\*Did not make playoffs.

### FINAL STATISTICS (Hurricanes games only)

PLAYER	SCORING							
	GP	G	A	PTS	PIM	PP	SH	GW
RAY WHITNEY	81	32	51	83	46	6	0	6
ROD BRIND'AMOUR	78	26	56	82	46	9	2	5
ERIC STAAL	82	30	40	70	68	12	1	1
JUSTIN WILLIAMS	82	33	34	67	73	12	2	8
ERIK COLE	71	29	32	61	76	9	0	4
SCOTT WALKER	81	21	30	51	45	6	0	6
MIKE COMMODORE	82	7	22	29	113	0	2	1
CORY STILLMAN	43	5	22	27	24	1	0	0
ANDREW LADD	65	11	10	21	46	2	0	3
ERIC BELANGER	56	8	12	20	14	3	0	1
CHAD LAROSE	80	6	12	18	10	0	2	0
DAVID TANABE	60	5	12	17	44	2	0	0
CRAIG ADAMS	82	7	7	14	54	0	1	1
ANDREW HUTCHINSON	41	3	11	14	30	2	0	0
ANTON BABCHUK	52	2	12	14	30	0	0	2
GLEN WESLEY	68	1	12	13	56	0	1	1
NICLAS WALLIN	67	2	8	10	48	0	0	0
BRET HEDICAN	50	0	10	10	36	0	0	0
JOSEF VASICEK	25	2	7	9	22	0	0	0
FRANTISEK KABERLE	27	2	6	8	20	1	0	1
TREVOR LETOWSKI	61	2	6	8	18	0	0	0
TIM GLEASON	57	2	4	6	57	1	0	0
DENNIS SEIDENBERG	20	1	5	6	2	0	0	0
KEVYN ADAMS	35	2	2	4	17	0	1	0
JOHN GRAHAME	28	0	3	3	2	0	0	0
RYAN BAYDA	9	1	1	2	2	0	0	0
KEITH AUCCOIN	8	0	1	1	0	0	0	0
ANSON CARTER	10	1	0	1	2	1	0	0
CAM WARD	60	0	1	1	6	0	0	0
DAVID GOVE	1	0	0	0	0	0	0	0

PLAYER	GOALTENDING					
	GP	MINS	GA	GAA	SO	W-L-OT
JOHN GRAHAME	28	1515	72	2.85	0	10-13-2
CAM WARD	60	3422	167	2.93	2	30-21-6

### SEASON HIGHLIGHTS

- The Hurricanes open the season against their 2006 Eastern Conference Finals opponent, Buffalo, and raise their 2006 Stanley Cup Champions banner to the RBC Center's rafters in front of an overflow crowd of 18,840 – October 4, 2006.
- Hurricanes goaltender Cam Ward records his first NHL regular-season shutout as Carolina scores a 5-0 win vs. Washington – November 9, 2006.
- Hurricanes forwards Eric Staal and Justin Williams represent the Eastern Conference at the NHL All-Star Game in Dallas, each notching a goal. It marks the first time since 1999 that two members of the Hurricanes have gone to an All-Star Game – January 24, 2007.
- Ray Whitney sets a franchise record scoring three even-strength goals in a 1:40 span in the second period of Carolina's 5-2 win at Boston. The feat marks the fastest three even-strength goals in the NHL since Bill Mosienko scored three times in :21 in his Blackhawks' 7-6 win at NY Rangers, March 23, 1952 – February 8, 2007.
- Hurricanes establish a new single-season attendance record of more than 650,000 fans when they host an overflow crowd of 18,763 against San Jose. Carolina finishes the season having hosted 712,861 fans in its 41 home games, an average of 17,387 fans per game and 93.3% of the RBC Center's capacity – March 24, 2007.
- Rod Brind'Amour wins the Frank J. Selke Trophy at the NHL Awards in Toronto – June 14, 2007.

### COMPLETE RESULTS (\*Overtime \*\*Shootout)

DATE	W/L	SCORE	OPP.	DATE	W/L	SCORE	OPP.
10/4	OT	2-3**	BUF	1/2	L	0-3	PIT
10/6	L	0-4	NJ	1/4	L	0-2	PHX
10/7	L	2-5	at WSH	1/6	W	4-2	NYI
10/11	L	3-6	at FLA	1/9	W	4-1	at TOR
10/13	W	4-3	at ATL	1/11	W	6-4	FLA
10/14	W	5-1	at PIT	1/13	OT	3-4**	ATL
10/16	W	5-1	at TB	1/16	W	3-2*	at FLA
10/20	L	4-5	at BUF	1/18	L	2-5	WSH
10/21	OT	3-4*	at NYI	1/20	OT	5-6**	TB
10/25	W	5-4*	ATL	1/26	W	6-2	WSH
10/26	L	1-5	at TB	1/27	L	3-7	at WSH
10/28	W	6-4	TB	1/30	L	1-4	TOR
11/1	W	5-2	at ATL	2/1	L	0-4	TB
11/2	L	0-4	MTL	2/3	OT	3-4*	BOS
11/4	W	3-2	at OTT	2/6	W	2-1	at MTL
11/7	OT	2-3**	at NJ	2/8	W	5-2	at BOS
11/9	W	5-0	WSH	2/10	L	4-5	MIN
11/11	W	6-2	PIT	2/13	W	2-1	LA
11/13	L	4-7	BUF	2/15	L	1-4	NYR
11/15	W	2-1	NYR	2/17	W	5-3	at MTL
11/17	W	4-1	at WSH	2/20	L	1-3	ATL
11/18	W	5-4	DAL	2/22	W	3-2*	PHI
11/21	L	0-4	at NYR	2/24	W	4-1	at ATL
11/22	L	2-4	at NYI	2/27	L	2-4	OTT
11/24	W	5-1	at BOS	2/28	L	0-2	at OTT
11/28	L	1-4	OTT	3/2	W	3-2	PIT
11/30	W	4-2	MTL	3/4	L	1-3	at ATL
12/2	W	5-2	BOS	3/9	W	3-0	at WSH
12/5	L	0-3	at CGY	3/11	L	1-2**	at NYR
12/6	L	1-3	at EDM	3/13	W	3-1	FLA
12/8	OT	3-4*	at VAN	3/15	L	2-3	NJ
12/11	L	2-5	at COL	3/17	W	7-2	at NJ
12/15	L	3-4	TOR	3/22	W	4-3	WSH
12/16	W	3-2	at TB	3/24	W	6-4	SJ
12/19	W	2-1	at PHI	3/27	L	1-6	at TOR
12/22	W	5-1	NYI	3/28	L	1-5	at PHI
12/23	W	3-2*	at FLA	3/30	L	2-4	TB
12/26	W	4-2	FLA	4/1	W	4-3*	at FLA
12/28	L	1-4	at BUF	4/3	L	2-3	at TB
12/29	W	4-2	ANA	4/6	L	1-4	ATL
12/31	L	2-5	PHI	4/7	W	5-4*	FLA

### MAJOR TRADES

- 09/29/06** – Acquired forward Eric Belanger and defenseman Tim Gleason from LA in exchange for the rights to defenseman Jack Johnson and defenseman Oleg Tverdovsky.
- 01/08/07** – Acquired defenseman Dennis Seidenberg from PHX in exchange for forward Kevyn Adams.
- 02/09/07** – Acquired forward Josef Vasicek from NSH in exchange for forward Eric Belanger.
- 02/23/07** – Acquired forward Anson Carter from CBJ in exchange for a 2008 fifth-round draft pick.

## CLOSING GAME ROSTER vs. Buffalo Sabres (home 4/18/06)

<b>2</b> Glen Wesley	D	<b>12</b> Eric Staal	C	<b>24</b> Andrew Hutchinson (scratch)	D	<b>59</b> Chad LaRose	RW
<b>4</b> Aaron Ward	D	<b>13</b> Ray Whitney (injured)	LW	<b>26</b> Erik Cole (injured)	LW	<b>61</b> Cory Stillman	LW
<b>5</b> Frantisek Kaberle	D	<b>14</b> Kevyn Adams	C	<b>27</b> Craig Adams	RW	<b>63</b> Josef Vasicek	C
<b>6</b> Bret Hedican	D	<b>16</b> Andrew Ladd (scratch)	LW	<b>29</b> Martin Gerber	G	<b>70</b> Oleg Tverdovsky	D
<b>7</b> Niclas Wallin	D	<b>17</b> Rod Brind'Amour	C	<b>30</b> Cam Ward	G		
<b>8</b> Matt Cullen	C	<b>18</b> Mark Recchi	RW	<b>39</b> Doug Weight	C		
<b>11</b> Justin Williams	RW	<b>22</b> Mike Commodore	D	<b>48</b> Anton Babchuk (scratch)	D		

## FINAL SOUTHEAST DIVISION STANDINGS

	GP	W	L	OT	GF	GA	PTS
CAROLINA*	82	52	22	8	294	260	112
TAMPA BAY	82	43	33	6	252	260	92
ATLANTA	82	41	33	8	281	275	90
FLORIDA	82	37	34	11	240	257	85
WASHINGTON	82	29	41	12	237	306	70

\*Def. Montreal in Eastern Conference Quarterfinals, 4-2; Def. New Jersey in Eastern Conference Semifinals, 4-1; Def. Buffalo in Eastern Conference Finals, 4-3; Def. Edmonton in Stanley Cup Final 4-3.

## COMPLETE RESULTS (\*Overtime \*\*Shootout)

DATE	W/L	SCORE	OPP.	DATE	W/L	SCORE	OPP.
10/5	L	2-5	at TB	1/10	W	3-2	DET
10/7	W	3-2**	PIT	1/13	W	5-4*	NSH
10/8	L	2-3	at NYI	1/15	W	4-2	STL
10/12	W	7-2	WSH	1/17	W	4-3**	at PHI
10/15	W	6-1	at NJ	1/19	W	4-3	NYI
10/20	OT	4-5*	at TOR	1/21	L	2-5	at WSH
10/22	W	4-0	at WSH	1/23	W	7-3	MTL
10/24	W	3-2	OTT	1/25	W	4-3**	at FLA
10/26	W	4-3*	BOS	1/26	W	5-1	at ATL
10/28	W	8-6	PHI	1/28	W	4-1	ATL
10/29	W	5-3	at PIT	1/31	W	8-2	at MTL
11/3	W	4-3	TOR	2/3	L	0-3	at NJ
11/5	W	2-0	FLA	2/5	W	4-3**	at BOS
11/9	W	5-3	at BUF	2/9	L	3-5	at TB
11/11	W	1-0	at FLA	2/10	L	3-4	PIT
11/12	L	0-9	ATL	2/12	W	4-3**	BUF
11/15	W	2-1	at OTT	3/1	W	4-3	BOS
11/17	W	5-1	NYR	3/3	W	5-2	FLA
11/19	L	3-4	at NYR	3/4	W	7-5	at PIT
11/20	L	2-5	TB	3/6	W	2-1	at NYR
11/22	L	3-5	OTT	3/8	OT	2-3**	PHI
11/25	W	4-3**	TOR	3/10	L	3-5	at FLA
11/27	L	2-5	ATL	3/11	OT	3-4*	at FLA
11/29	W	4-3*	at ATL	3/14	W	5-3	NYR
12/2	OT	4-5**	at DAL	3/16	W	5-1	at MTL
12/3	L	4-8	at PHX	3/18	L	2-4	at BOS
12/6	W	6-2	at ANA	3/21	L	2-3	at TOR
12/8	W	3-2	at LA	3/22	W	4-3	at BUF
12/10	L	3-4	at SJ	3/25	L	1-3	WSH
12/13	W	5-3	CHI	3/27	W	2-1	TB
12/15	W	2-1	CBJ	3/29	L	1-5	WSH
12/17	W	4-1	NJ	3/31	W	3-2	FLA
12/20	W	6-4	TB	4/1	L	2-5	at ATL
12/23	W	4-3	FLA	4/3	W	6-5*	WSH
12/26	OT	4-5*	at TB	4/5	W	4-3**	at WSH
12/28	L	2-6	at OTT	4/7	W	4-3	at WSH
12/29	OT	3-4*	PHI	4/8	L	2-5	at ATL
12/31	W	5-3	MTL	4/11	OT	3-4*	NJ
1/4	W	4-3	ATL	4/14	W	5-4**	TB
1/6	W	4-1	NYI	4/15	OT	2-3*	at TB
1/7	W	3-0	at NYI	4/18	L	0-4	BUF

## MAJOR TRADES

**07/29/05** – Acquired defenseman Mike Commodore from CGY in exchange for a third-round pick in 2005.

**01/20/06** – Acquired defenseman Anton Babchuk and a fourth-round pick in 2007 from CHI in exchange for defenseman Danny Richmond and a fourth-round pick in 2006.

**01/30/06** – Acquired forward Doug Weight and defenseman Erkki Rajamaki from STL in exchange for forwards Jesse Boulerice, Mike Zigomanis and Magnus Kahnberg, CAR's first-round pick in 2006, TOR's fourth-round pick in 2006 and CHI's fourth-round pick in 2007.

**03/09/06** – Acquired forward Mark Recchi from PIT in exchange for forwards Niklas Nordgren, Krystofer Kolanos and Carolina's second-round pick in 2007.

## FINAL STATISTICS (Hurricanes)

PLAYER	SCORING (*Rookies)							
	GP	G	A	PTS	PIM	PP	SH	GW
ERIC STAAL	82	45	55	100	81	19	4	4
JUSTIN WILLIAMS	82	31	45	76	60	8	4	4
CORY STILLMAN	72	21	55	76	32	10	0	3
ROD BRIND'AMOUR	78	31	39	70	68	19	2	5
ERIK COLE	60	30	29	59	54	3	3	8
RAY WHITNEY	63	17	38	55	42	12	0	2
MATT CULLEN	78	25	24	49	40	8	0	5
FRANTISEK KABERLE	77	6	38	44	46	1	0	3
BRET HEDICAN	74	5	22	27	58	2	1	1
AARON WARD	71	6	19	25	62	0	0	1
KEVYN ADAMS	82	15	8	23	36	0	2	2
OLEG TVERDOVSKY	72	3	20	23	37	0	0	0
CRAIG ADAMS	67	10	11	21	51	1	1	2
DOUG WEIGHT	23	4	9	13	25	2	0	0
MIKE COMMODORE	72	3	10	13	138	0	0	2
CHAD LAROSE*	49	1	12	13	35	0	0	1
ANDREW LADD*	29	6	5	11	4	3	0	0
ANDREW HUTCHINSON*	36	3	8	11	18	2	0	0
GLEN WESLEY	64	2	8	10	46	0	0	0
JOSEF VASICEK	23	4	5	9	8	0	0	0
NICLAS WALLIN	50	4	4	8	42	0	0	0
MARK RECCHI	20	4	3	7	12	2	0	1
NIKLAS NORDGREN	43	4	2	6	30	0	0	0
ANTON BABCHUK*	22	3	2	5	6	2	0	0
RADIM VRBATA	16	2	3	5	6	1	0	0
CAM WARD*	28	0	2	2	0	0	0	0
MARTIN GERBER	60	0	2	2	4	0	0	0
MIKE ZIGOMANIS	21	1	0	1	4	0	0	0
DAVID GOVE	1	0	1	1	0	0	0	0
KEITH AUCCOIN	7	0	1	1	4	0	0	0
DANNY RICHMOND	10	0	1	1	7	0	0	0
JESSE BOULERICE	26	0	0	0	51	0	0	0

PLAYER	GOALTENDING					
	GP	MINS	GA	GAA	SO	W-L-OT
MARTIN GERBER	60	3493	162	2.78	3	38-14-6
CAM WARD	28	1484	91	3.68	0	14-8-2

## SEASON HIGHLIGHTS

- NHL Board of Governors ratifies new six-year Collective Bargaining Agreement with the NHL Players' Association – July 22, 2005.
- Carolina wins its ninth straight game, marking the second nine-game win streak of the season and in franchise history. Carolina becomes just the fifth team in NHL history to post two win streaks of nine games or more in a single season – January 19, 2006.
- Hurricanes win 8-2 at Montreal for their 13th win in January and become the seventh team in NHL history to win 13 games in a month – January 31, 2006.
- Hurricanes clinch their third Southeast Division title with a 3-2 win against Florida. Carolina would go on to a 55-22-8 record, finishing second in the Eastern Conference and setting franchise highs for wins and points (112) in a season – March 31, 2006.
- Cory Stillman scores 1:19 into overtime at Montreal to advance Carolina into the Eastern Conference Semifinals – May 2, 2006.
- Cam Ward earns his first NHL shutout as Carolina wins 6-0 in Game 1 of the Eastern Conference Semifinals. Hurricanes would go on to win series 4-1 – May 5, 2006.
- Carolina defeats Buffalo 4-2 in Game 7 of the Eastern Conference Finals to advance to its second Stanley Cup Final – June 1, 2006.
- Justin Williams' empty-net goal with 1:01 remaining secures the Hurricanes' 3-1 win in Game 7 of the Stanley Cup Final against Edmonton and gives the franchise its first Stanley Cup championship – June 19, 2006.

# 2003-04 IN REVIEW

## CLOSING GAME ROSTER vs. Florida Panthers (away 4/4/04)

<b>1</b> Arturs Irbe	G	<b>15</b> Marty Murray	C	<b>25</b> Bruno St. Jacques	D	<b>62</b> Jaroslav Svoboda	LW
<b>2</b> Glen Wesley	D	<b>14</b> Kevyn Adams	C	<b>26</b> Erik Cole	LW	<b>63</b> Josef Vasicek	C
<b>4</b> Aaron Ward	D	<b>17</b> Rod Brind'Amour	C	<b>27</b> Craig Adams	RW	<b>80</b> Kevin Weekes	G
<b>6</b> Bret Hedican	D	<b>18</b> Mike Zigomanis	C	<b>36</b> Jesse Boulerice	RW	<b>92</b> Jeff O'Neill	C
<b>7</b> Niclas Wallin	D	<b>19</b> Radim Vrbata	RW	<b>38</b> Allan Rourke	D		
<b>11</b> Justin Williams	RW	<b>22</b> Sean Hill	D	<b>47</b> Brad Fast	D		
<b>12</b> Eric Staal	C	<b>23</b> Pavel Brendl	RW	<b>52</b> Damian Surma	C		

### FINAL SOUTHEAST DIVISION STANDINGS

	GP	W	L	T	OTL	GF	GA	PTS
TAMPA BAY	82	46	22	8	6	245	192	106
ATLANTA	82	33	37	8	4	214	243	78
CAROLINA*	82	28	34	14	6	172	209	76
FLORIDA	82	28	35	15	4	188	221	75
WASHINGTON	82	23	46	10	3	186	253	59

\*Did not make playoffs.

### FINAL STATISTICS (Hurricanes games only)

PLAYER	SCORING (*Rookies)									
	GP	G	A	PTS	PIM	PP	SH	GW	GT	
JOSEF VASICEK	82	19	26	45	60	6	0	5	0	
ERIK COLE	80	18	24	42	93	2	2	3	1	
SEAN HILL	80	13	26	39	84	6	0	1	0	
ROD BRIND'AMOUR	78	12	26	38	28	1	0	1	0	
JEFF O'NEILL	67	14	20	34	60	7	0	4	0	
ERIC STAAL*	81	11	20	31	40	2	1	3	0	
RON FRANCIS	68	10	20	30	14	5	0	1	2	
RADIM VRBATA	80	12	13	25	24	4	0	2	0	
BRET HEDICAN	81	7	17	24	64	2	0	3	0	
KEVYN ADAMS	73	10	12	22	43	0	5	1	0	
JUSTIN WILLIAMS	35	5	13	18	32	1	0	0	0	
CRAIG ADAMS	80	7	10	17	69	0	1	0	0	
DANNY MARKOV	44	4	10	14	37	2	0	1	0	
MARTY MURRAY	66	5	7	12	8	0	0	0	1	
NICLAS WALLIN	57	3	7	10	51	0	0	0	1	
PAVEL BRENDL	18	5	3	8	8	1	0	1	1	
AARON WARD	49	3	5	8	37	2	0	0	0	
JESSE BOULERICE	76	6	1	7	127	0	0	0	1	
RYAN BAYDA*	44	3	3	6	22	0	0	1	0	
GLEN WESLEY	74	0	6	6	32	0	0	0	0	
BOB BOUGHNER	43	0	5	5	80	0	0	0	0	
JAROSLAV SVOBODA	33	3	1	4	6	0	0	1	0	
ALLAN ROURKE*	25	1	2	3	22	0	0	0	0	
MIKE ZIGOMANIS*	17	0	3	3	2	0	0	0	0	
BRUNO ST. JACQUES	35	0	2	2	31	0	0	0	0	
BRAD FAST*	1	1	0	1	0	0	0	0	1	
DAMIAN SURMA*	1	0	1	1	0	0	0	0	0	
JOEY TETARENKO	2	0	0	0	0	0	0	0	0	
BRETT LYSAK*	2	0	0	0	2	0	0	0	0	
TOMAS MALEC	2	0	0	0	2	0	0	0	0	
TOMAS KURKA*	3	0	0	0	0	0	0	0	0	
ARTURS IRBE	10	0	0	0	2	0	0	0	0	
JAMIE STORR	14	0	0	0	0	0	0	0	0	
KEVIN WEEKES	66	0	0	0	6	0	0	0	0	

PLAYER	GOALTENDING					
	GP	MINS	GA	GAA	SO	W-L-T
KEVIN WEEKES	51	3765	146	2.33	6	23-30-11
ARTURS IRBE	10	564	23	2.45	0	5-2-1
JAMIE STORR	14	660	32	2.91	0	0-8-2

### COMPLETE RESULTS (\*Overtime)

DATE	W/L	SCORE	OPP.	DATE	W/L	SCORE	OPP.
10/9	L	1-3	at FLA	1/9	L	1-4	at WSH
10/11	L	1-2	NJ	1/11	T	2-2*	OTT
10/13	T	2-2*	FLA	1/15	L	4-5	at TB
10/18	T	2-2*	at NYR	1/16	W	4-3	at ATL
10/22	T	1-1*	at PIT	1/18	L	2-5	ATL
10/23	W	2-0	at BOS	1/20	L	1-3	OTT
10/25	T	4-4*	at PHI	1/21	W	2-1	at NJ
10/28	W	3-0	SJ	1/23	L	2-3	NYI
10/30	L	1-4	at NYR	1/25	L	2-4	BUF
11/1	L	3-4	at TB	1/27	W	2-0	at TOR
11/2	L	1-2	TOR	1/29	L	3-5	WSH
11/6	W	6-3	NYR	1/31	T	4-4*	at DET
11/8	W	3-2*	LA	2/3	L	1-3	at COL
11/9	T	1-1*	TB	2/4	L	2-3	at ANA
11/12	L	1-7	at WSH	2/12	T	3-3*	WSH
11/13	W	5-1	ATL	2/14	L	1-4	at NJ
11/15	L	1-2	WSH	2/16	W	3-1	FLA
11/18	T	2-2*	PHI	2/19	OTL	1-2*	TOR
11/20	L	6-1	at OTT	2/21	T	3-3*	BOS
11/21	L	0-5	at BUF	2/23	W	2-1	at TOR
11/23	T	0-0*	TB	2/25	W	2-1	at WSH
11/26	W	2-0	at NYI	2/28	OTL	0-1	at MTL
11/28	L	2-4	at PHI	2/29	T	3-3	at MIN
11/29	W	4-3	PIT	3/2	L	0-3	CBJ
12/3	OTL	1-2*	NSH	3/5	W	3-2*	at ATL
12/5	T	1-1*	MTL	3/6	L	1-4	NJ
12/6	L	1-3	at MTL	3/8	W	4-1	at CBJ
12/9	W	3-2	at EDM	3/10	L	2-4	TB
12/11	L	1-0	at CGY	3/12	W	4-2	ATL
12/14	OTL	1-2*	at VAN	3/13	W	5-1	at TB
12/18	W	2-1*	PIT	3/15	OTL	0-1*	at ATL
12/20	W	2-1	at BOS	3/17	W	3-2	at CHI
12/22	L	1-3	DAL	3/19	OTL	3-4*	at PIT
12/26	L	1-3	at BUF	3/20	W	3-2*	at OTT
12/27	W	2-1*	MTL	3/23	L	2-4	PHI
12/29	W	2-1	BUF	3/25	W	3-2	FLA
12/31	L	1-3	ANA	3/27	W	3-2	at NYI
1/2	L	1-4	DET	3/29	L	1-3	at FLA
1/4	L	0-3	PHX	3/30	L	2-3	BOS
1/6	W	2-0	STL	4/2	L	4-6	NYI
1/8	W	3-2	NYR	4/4	T	6-6*	at FLA

### MAJOR TRADES

- 01/20/04** – Acquired forward Justin Williams from PHI in exchange for defenseman Danny Markov.
- 02/20/04** – Acquired defenseman Chris Behan and WSH's third-round pick in 2004 from COL in exchange for defenseman Bob Boughner.
- 03/09/04** – Traded forward Ron Francis to TOR for a fourth-round draft pick in 2005.
- 06/16/04** – Traded goaltender Arturs Irbe to CBJ in exchange for future considerations.
- 06/18/04** – Acquired goaltender Martin Gerber from ANA in exchange for defenseman Tomas Malec and a third-round pick in the 2004 Entry Draft.

### SEASON HIGHLIGHTS

- The Hurricanes name Peter Laviolette as the franchise's 11th head coach. Kevin McCarthy is retained as an assistant coach and former Carolina player Jeff Daniels is also named an assistant coach. Paul Maurice, Randy Ladouceur and Don Edwards are relieved of their coaching duties – December 15, 2003.
- Kevyn Adams breaks the franchise record for shorthanded goals in a season (5) – March 5, 2004.
- The Hurricanes host the NHL Entry Draft at the RBC Center, drawing 15,672 fans for day one—the largest draft crowd in over a decade. Carolina trades the eighth overall pick and a second-round pick for the fourth overall selection, taking top-rated North American skater Andrew Ladd – June 26-27, 2004.
- NHL Commissioner Gary Bettman confirms that NHL teams will not play until the Collective Bargaining Agreement is replaced, delaying the 2004-05 season (officially canceled on February 16, 2005) – September 15, 2004.

## CLOSING GAME ROSTER vs. NY Islanders (home 4/6/03)

<b>1</b> Arturs Irbe G <b>4</b> Aaron Ward D <b>6</b> Bret Hedican D <b>7</b> Niclas Wallin D <b>10</b> Ron Francis C <b>11</b> Jeff Daniels LW <b>12</b> Craig MacDonald C <b>14</b> Kevyn Adams C	<b>17</b> Rod Brind'Amour C <b>19</b> Radim Vrbata RW <b>20</b> Jan Hlavac LW <b>21</b> David Tanabe D <b>22</b> Sean Hill D <b>25</b> Bruno St. Jacques D <b>26</b> Erik Cole LW <b>27</b> Craig Adams RW	<b>30</b> Patrick DesRochers G <b>36</b> Jesse Boulerice RW <b>37</b> Tomas Kurka LW <b>39</b> Brad DeFauw LW <b>42</b> Jeff Heerema RW <b>46</b> Mike Zigomanis C <b>47</b> Ryan Bayda LW <b>55</b> Pavel Brendl RW	<b>62</b> Jaroslav Svoboda LW <b>63</b> Josef Vasicek C <b>71</b> Tomas Malec D <b>80</b> Kevin Weekes G <b>92</b> Jeff O'Neill C
--	---	---	---

### FINAL SOUTHEAST DIVISION STANDINGS

	GP	W	L	T	OTL	GF	GA	PTS
TAMPA BAY	82	36	25	16	5	219	210	93
WASHINGTON	82	39	29	8	6	224	220	92
ATLANTA	82	31	39	7	5	226	284	74
FLORIDA	82	24	36	13	9	176	237	70
CAROLINA*	82	22	43	11	6	171	240	61

\*Did not make playoffs.

### COMPLETE RESULTS (\*Overtime)

DATE	W/L	SCORE	OPP.	DATE	W/L	SCORE	OPP.
10/9	L	1-4	NYR	1/8	L	1-5	at NYR
10/11	W	5-3	ATL	1/10	L	1-4	WSH
10/12	L	1-5	at TB	1/12	OTL	2-3*	COL
10/15	OTL	1-2*	at STL	1/15	L	0-2	PIT
10/17	L	1-2	WSH	1/17	L	1-2	NJ
10/19	W	3-1	NJ	1/18	L	2-5	at NJ
10/22	W	4-1	at NYI	1/20	L	3-5	STL
10/23	L	1-4	at OTT	1/22	L	3-5	at WSH
10/26	T	3-3*	CHI	1/24	W	3-1	FLA
10/29	W	2-1	at NJ	1/25	OTL	2-3*	at FLA
10/30	W	4-2	NYI	1/29	L	2-3	TOR
11/1	T	2-2*	MTL	1/30	L	1-3	at TB
11/5	OTL	1-2*	PHI	2/5	L	2-6	at SJ
11/7	W	2-0	BUF	2/7	L	2-8	at LA
11/9	W	3-2	PIT	2/9	L	1-2	at COL
11/12	W	3-2	PHX	2/11	OTL	1-2*	at DAL
11/15	T	1-1*	PHI	2/14	W	3-1	WSH
11/17	OTL	1-2*	TB	2/15	T	2-2*	at PHI
11/19	T	4-4*	OTT	2/18	L	3-4	at TOR
11/21	L	1-3	at BOS	2/19	T	1-1*	BOS
11/23	W	7-3	at MTL	2/21	T	2-2*	TB
11/25	L	1-3	at NYR	2/23	L	0-4	ANA
11/27	L	2-3	VAN	2/26	L	2-4	at PHX
11/29	W	6-4	DET	3/1	L	1-4	at TOR
11/30	W	4-2	at CBJ	3/2	L	0-2	at WSH
12/3	W	2-1	at NSH	3/4	L	2-4	BOS
12/4	L	2-4	at FLA	3/6	W	4-0	at PIT
12/6	L	0-2	FLA	3/7	W	1-0	MIN
12/7	L	2-5	at OTT	3/10	W	6-5	CBJ
12/11	L	1-4	at EDM	3/12	W	3-2*	at BUF
12/12	W	4-3	at CGY	3/13	L	3-5	at PHI
12/15	L	1-2	at MIN	3/15	T	0-0*	LA
12/18	T	1-1*	TB	3/18	L	5-6	OTT
12/20	W	3-2*	at ATL	3/22	L	3-5	at MTL
12/22	W	1-0	DAL	3/25	T	3-3*	TOR
12/27	L	3-5	ATL	3/26	L	1-5	at ATL
12/28	L	0-3	at NYI	3/29	L	1-3	BUF
12/31	L	0-2	NYR	3/31	L	0-4	MTL
1/3	L	3-6	at BUF	4/2	L	2-3	at PIT
1/4	W	4-2	at BOS	4/4	L	1-4	at FLA
1/7	T	3-3*	at ATL	4/6	L	1-2	NYI

### MAJOR TRADES

**11/01/02** – Acquired forwards Jan Hlavac and Harold Druken from VAN in exchange for forward Darren Langdon and defenseman Marek Malik.

**02/07/03** – Acquired forward Pavel Brendl and defenseman Bruno St. Jacques from PHI in exchange for forward Sami Kapanen and defenseman Ryan Bast.

**03/09/03** – Acquired a second-round pick in 2004 from TOR in exchange for defenseman Glen Wesley.

**03/11/03** – Acquired forward Radim Vrbata from COL in exchange for forward Bates Battaglia.

### FINAL STATISTICS (Hurricanes games only)

PLAYER	SCORING (*Rookies)									
	GP	G	A	PTS	PIM	PP	SH	GW	GT	
<b>JEFF O'NEILL</b>	82	30	31	61	38	11	0	7	2	
<b>RON FRANCIS</b>	82	22	35	57	30	8	1	1	0	
<b>ROD BRIND'AMOUR</b>	48	14	23	37	37	7	1	0	0	
<b>SEAN HILL</b>	82	5	24	29	141	1	0	0	0	
<b>ERIK COLE</b>	53	14	13	27	72	6	2	3	0	
<b>JAN HLAVAC</b>	52	9	15	24	22	6	0	1	1	
<b>JOSEF VASICEK</b>	57	10	10	20	33	4	0	1	0	
<b>BATES BATTAGLIA</b>	70	5	14	19	90	0	1	1	0	
<b>KEVYN ADAMS</b>	77	9	9	18	57	0	0	0	0	
<b>SAMI KAPANEN</b>	43	6	12	18	12	3	0	1	1	
<b>CRAIG ADAMS</b>	81	6	12	18	71	1	0	1	0	
<b>BRET HEDICAN</b>	72	3	14	17	75	1	0	1	0	
<b>RYAN BAYDA*</b>	25	4	10	14	16	0	0	1	0	
<b>JAROSLAV SVOBODA*</b>	48	3	11	14	32	1	0	0	0	
<b>DAVID TANABE</b>	68	3	10	13	24	2	0	0	0	
<b>NICLAS WALLIN</b>	77	2	8	10	71	0	0	2	0	
<b>AARON WARD</b>	77	3	6	9	90	0	0	1	0	
<b>GLEN WESLEY</b>	63	1	7	8	40	1	0	0	0	
<b>BRUNO ST. JACQUES*</b>	18	2	5	7	12	0	0	0	0	
<b>RADIM VRBATA</b>	10	5	0	5	2	3	0	0	0	
<b>TOMAS KURKA*</b>	14	3	2	5	2	0	0	0	0	
<b>CRAIG MACDONALD</b>	35	1	3	4	20	0	0	0	0	
<b>JEFF DANIELS</b>	59	0	4	4	8	0	0	0	0	
<b>BRAD DEFAUW*</b>	9	3	0	3	2	1	0	1	0	
<b>JEFF HEEREMA*</b>	10	3	0	3	2	1	0	0	0	
<b>MIKE ZIGOMANIS*</b>	19	2	1	3	0	1	1	0	0	
<b>JESSE BOULERICE*</b>	48	2	1	3	108	0	0	0	1	
<b>TOMAS MALEC*</b>	41	0	2	2	43	0	0	0	0	
<b>MAREK MALIK</b>	10	0	2	2	16	0	0	0	0	
<b>DAMIAN SURMA*</b>	1	1	0	1	0	0	0	0	0	
<b>PAVEL BRENDL*</b>	8	0	1	1	2	0	0	0	0	
<b>HAROLD DRUKEN</b>	14	0	1	1	2	0	0	0	0	
<b>DARREN LANGDON</b>	9	0	0	0	16	0	0	0	0	
<b>TOMMY WESTLUND</b>	3	0	0	0	0	0	0	0	0	
<b>MIKE WATT</b>	5	0	0	0	0	0	0	0	0	
<b>STEVE HALKO</b>	6	0	0	0	0	0	0	0	0	
<b>PATRICK DESROCHERS*</b>	2	0	0	0	0	0	0	0	0	
<b>ARTURS IRBE</b>	34	0	0	0	4	0	0	0	0	
<b>KEVIN WEEKES</b>	51	0	0	0	2	0	0	0	0	

PLAYER	GOALTENDING					
	GP	MINS	GA	GAA	SO	W-L-T
<b>KEVIN WEEKES</b>	51	2965	126	2.55	5	14-24-9
<b>ARTURS IRBE</b>	34	1884	100	3.18	0	7-24-2
<b>PATRICK DESROCHERS*</b>	2	122	7	3.44	0	1-1-0

### SEASON HIGHLIGHTS

- A 20-year agreement with RBC Centura is announced to rename the Entertainment & Sports Arena as the RBC Center – September 19, 2002.
- Ron Francis plays in his 1,616th career NHL game, a 5-2 loss at New Jersey, moving past Larry Murphy (1,615) and into sole possession of third place on the NHL's all-time games played list – January 18, 2003.
- Damian Surma scores his first career NHL goal in his first game, becoming the fifth Hurricane to accomplish that feat during the 2002-03 season (Jeff Heerema, Tomas Kurka, Mike Zigomanis, Brad DeFauw). Surma was the eighth and final Hurricane to score his first NHL goal during the season – March 18, 2003.
- The Hurricanes set a new single-season attendance record, breaking the franchise mark set the previous season. In total, 642,973 fans attend games at the RBC Center during the 2002-03 hockey season. – April 6, 2003.



# 2001-02 IN REVIEW

## CLOSING GAME ROSTER vs. Atlanta Thrashers (away 4/14/02)

1	Arturs Irbe	G	11	Jeff Daniels	LW	22	Sean Hill	D	62	Jaroslav Svoboda	LW
2	Glen Wesley	D	12	Craig MacDonald	C	23	Martin Gelinias	LW	63	Josef Vasicek	C
4	Aaron Ward	D	13	Bates Battaglia	LW	24	Sami Kapanen	RW	80	Kevin Weekes	G
5	Marek Malik	D	14	Kevyn Adams	C	26	Erik Cole	LW	92	Jeff O'Neill	C
6	Bret Hedican	D	16	Tommy Westlund	RW	27	Craig Adams	RW			
7	Niclas Wallin	D	17	Rod Brind'Amour	C	45	David Tanabe	D			
10	Ron Francis	C	20	Darren Langdon	LW	48	Nikos Tselios	D			

### FINAL SOUTHEAST DIVISION STANDINGS

	GP	W	L	T	OTL	GF	GA	PTS
CAROLINA*	82	35	26	16	5	217	217	91
WASHINGTON	82	36	33	11	2	228	240	85
TAMPA BAY	82	27	40	11	4	178	219	69
FLORIDA	82	22	44	10	6	180	250	60
ATLANTA	82	19	47	11	5	187	288	54

\*Def. NJ in Eastern Quarterfinals 4-2; Def. MTL in Eastern Semifinals, 4-2; Def. TOR in Eastern Finals, 4-2; Lost to DET in Stanley Cup Finals, 4-1.

### COMPLETE RESULTS (\*Overtime \*\*Shootout)

DATE	W/L	SCORE	OPP.	DATE	W/L	SCORE	OPP.
10/5	W	3-1	NYR	12/30	T	5-5*	at WSH
10/7	W	3-0	DAL	12/31	W	5-4	at BUF
10/9	L	2-6	OTT	1/2	L	3-6	BOS
10/11	L	2-3	TOR	1/5	L	1-2	NJ
10/13	W	5-2	at ATL	1/6	L	3-4	PHI
10/17	L	0-4	NYI	1/10	W	4-1	at EDM
10/18	OTL	1-2*	at NYI	1/12	L	1-7	at VAN
10/20	W	2-1*	ATL	1/15	W	2-0	MIN
10/23	L	1-5	at COL	1/17	T	1-1*	MTL
10/24	W	7-3	at MIN	1/19	T	3-1*	at NJ
10/26	OTL	2-3*	NYI	1/21	L	5-7	VAN
10/28	W	3-2*	LA	1/23	T	2-2*	NSH
10/30	L	2-5	DET	1/25	T	1-1*	FLA
11/1	L	3-4	at STL	1/27	L	2-4	at PHI
11/2	W	3-2	NYR	1/29	T	2-2*	BUF
11/4	W	1-0*	PHX	1/30	W	3-1	at TB
11/6	T	2-2*	PIT	2/5	T	3-3*	PIT
11/8	W	3-2	at WSH	2/7	L	1-2	at LA
11/9	W	3-2	SJ	2/8	W	4-1	at ANA
11/11	T	1-1*	EDM	2/10	L	0-4	at SJ
11/13	L	3-4	at DET	2/26	L	1-4	at TOR
11/15	T	1-1*	at OTT	2/28	W	6-2	at BOS
11/17	L	0-2	at TB	3/2	W	4-3	at MTL
11/19	W	5-2	CBJ	3/5	W	2-1*	at CHI
11/21	T	4-4*	at DAL	3/7	W	3-1	at PIT
11/25	L	0-4	TB	3/8	T	2-2*	WSH
11/27	W	5-2	at TOR	3/11	T	3-3*	CGY
11/29	L	0-5	at NYR	3/16	L	2-3	at MTL
11/30	L	2-6	at WSH	3/18	T	1-1*	MTL
12/2	OTL	3-4*	WSH	3/21	W	3-2	FLA
12/4	L	2-4	BUF	3/23	W	4-2	at NJ
12/8	W	3-2	at FLA	3/26	L	2-3	BOS
12/10	W	4-3*	at NYR	3/28	W	4-1	PHI
12/12	W	4-1	FLA	3/30	W	2-0	at BOS
12/14	OTL	2-3*	at BUF	4/2	L	3-4	at OTT
12/16	W	7-0	at PIT	4/3	L	2-3	NJ
12/18	L	1-5	OTT	4/7	T	1-1*	ATL
12/21	W	5-4*	ATL	4/8	W	2-1	at NYI
12/21	OTL	3-4*	at PHI	4/10	W	4-2	TB
12/26	W	4-3	TOR	4/12	W	3-1	at FLA
12/27	W	3-2	at TB	4/14	T	2-2*	at ATL

### MAJOR TRADES

**12/05/01** – Acquired defenseman Sean Hill from STL in exchange for defenseman Steve Halko and a 2002 fourth-round pick (Later traded to ATL, Lane Manson).

**01/16/02** – Acquired forward Kevyn Adams and defensemen Bret Hedican and Tomas Malec from FLA in exchange for defenseman Sandis Ozolinsh and forward Byron Ritchie.

**03/05/02** – Acquired goaltender Kevin Weekes from TB in exchange for forwards Shane Willis and Chris Dingman.

### FINAL STATISTICS (Hurricanes games only)

PLAYER	SCORING (*Rookies)									
	GP	G	A	PTS	PIM	PP	SH	GW	GT	
RON FRANCIS	80	27	50	77	18	14	0	5	2	
SAMI KAPANEN	77	27	42	69	23	11	0	4	1	
JEFF O'NEILL	76	31	33	64	63	11	0	6	1	
ROD BRIND'AMOUR	81	23	32	55	40	5	2	5	1	
BATES BATTAGLIA	82	21	25	46	44	5	1	2	3	
ERIK COLE*	81	16	24	40	35	3	0	2	0	
JOSEF VASICEK	78	14	17	31	53	3	0	3	0	
SEAN HILL	49	7	23	30	61	4	0	2	0	
MARTIN GELINIAS	72	13	16	29	30	3	0	1	1	
MAREK MALIK	82	4	19	23	88	0	0	0	0	
SANDIS OZOLINSH	46	4	19	23	34	1	0	0	0	
GLEN WESLEY	77	5	13	18	56	1	0	0	1	
SHANE WILLIS	59	7	10	17	24	2	0	0	1	
DAVID TANABE	78	1	15	16	35	0	0	0	0	
AARON WARD	79	3	11	14	74	0	0	2	1	
BRET HEDICAN	26	2	4	6	10	0	0	1	0	
JEFF DANIELS	65	4	1	5	12	0	1	0	0	
KEVYN ADAMS	33	2	3	5	15	0	0	1	0	
JAROSLAV SVOBODA*	10	2	2	4	2	0	0	0	0	
DARREN LANGDON	58	2	1	3	106	0	0	1	0	
NICLAS WALLIN	52	1	2	3	36	0	0	0	0	
CRAIG MACDONALD	12	1	1	2	0	0	0	0	0	
TOMMY WESTLUND	40	0	2	2	6	0	0	0	0	
CRAIG ADAMS	33	0	1	1	38	0	0	0	0	
CHRIS DINGMAN	30	0	1	1	77	0	0	0	0	
STEVEN HALKO	5	0	1	1	6	0	0	0	0	
JOSH HOLDEN	8	0	0	0	2	0	0	0	0	
BYRON RITCHIE*	4	0	0	0	2	0	0	0	0	
NIKOS TSELIOS*	2	0	0	0	6	0	0	0	0	

PLAYER	GOALTENDING					
	GP	MINS	GA	GAA	SO	W-L-T
KEVIN WEEKES	2	120	3	1.50	0	2-0-0
ARTURS IRBE	51	2974	126	2.54	3	20-19-11
TOM BARRASSO	34	1908	83	2.61	2	13-12-5

### SEASON HIGHLIGHTS

- Ron Francis, playing in his 1,000th career game with the franchise, beats Byron Dafeo of the Boston Bruins for his 500th career NHL goal – January 2, 2002.
- Ron Francis assists on Jeff O'Neill's goal at Philadelphia to pass Ray Bourque for second on the NHL's all-time assist list – January 27, 2002.
- The Hurricanes set a new single-season attendance record, breaking the franchise mark set in 1987-88. In all, 635,868 fans attend games during the 2001-02 regular season – April 3, 2002.
- The Hurricanes defeat the Tampa Bay Lightning 4-2 at the Entertainment & Sports Arena to clinch their second Southeast Division title in four years – April 10, 2002.
- Kevin Weekes shuts out New Jersey 1-0 in Game 6 of the Eastern Conference Quarterfinals at the Continental Airlines Arena as Carolina clinches the franchise's first playoff series win since 1986 and first best-of-7 series win – April 27, 2002.
- Martin Gelinias scores at 8:05 of overtime to give the Hurricanes a 2-1 victory against Toronto in Game 6 of the Eastern Conference Finals at Air Canada Centre. With the win, Carolina clinches the first Conference championship in franchise history and earns its first trip to the Stanley Cup Finals – May 28, 2002.
- The Hurricanes host Game 3 of the Stanley Cup Finals against Detroit, marking the first Stanley Cup finals game in Raleigh. The game goes into triple-overtime before the Red Wings' Igor Larionov scores at the 54:47 mark of overtime – June 8-9, 2002.

## CLOSING GAME ROSTER vs. Pittsburgh Penguins (home 4/8/01)

<b>1</b> Arturs Irbe	G	<b>11</b> Jeff Daniels	LW	<b>23</b> Martin Gelinas	LW	<b>45</b> David Tanabe	D
<b>2</b> Glen Wesley	D	<b>13</b> Bates Battaglia	LW	<b>24</b> Sami Kapanen	RW	<b>63</b> Josef Vasicek	C
<b>4</b> Kevin Hatcher	D	<b>14</b> Steve Halko	D	<b>25</b> Shane Willis	RW	<b>92</b> Jeff O'Neill	C
<b>5</b> Marek Malik	D	<b>16</b> Tommy Westlund	RW	<b>27</b> Craig Adams	RW		
<b>7</b> Niclas Wallin	D	<b>17</b> Rod Brind'Amour	C	<b>31</b> Tyler Moss	G		
<b>8</b> Sandis Ozolinsh	D	<b>19</b> Rob DiMaio	RW	<b>33</b> Dave Karpa	D		
<b>10</b> Ron Francis	C	<b>20</b> Darren Langdon	LW	<b>38</b> Scott Pellerin	LW		

### FINAL SOUTHEAST DIVISION STANDINGS

	GP	W	L	T	OTL	GF	GA	PTS
WASHINGTON	82	41	27	10	4	233	211	96
CAROLINA*	82	38	32	9	3	212	225	88
FLORIDA	82	22	38	13	9	200	246	66
ATLANTA	82	23	45	12	2	211	289	60
TAMPA BAY	82	24	47	6	5	201	280	59

\*Lost to NJ in Eastern Conference Quarterfinals 4-2.

### FINAL STATISTICS (Hurricanes games only)

PLAYER	GP	SCORING (*Rookies)									
		G	A	PTS	PIM	PP	SH	GW	GT		
JEFF O'NEILL	82	41	26	67	106	17	0	5	2		
RON FRANCIS	82	15	50	65	32	7	0	4	0		
SAMI KAPANEN	82	20	37	57	24	7	0	4	0		
ROD BRIND'AMOUR	79	20	36	56	47	5	1	5	0		
MARTIN GELINAS	79	23	29	52	59	6	1	4	0		
SHANE WILLIS*	73	20	24	44	45	9	0	6	0		
SANDIS OZOLINSH	72	12	32	44	71	4	2	2	0		
DAVID TANABE	74	7	22	29	42	5	0	1	0		
BATES BATTAGLIA	80	12	15	27	76	2	0	3	0		
ROB DIMAIO	74	6	18	24	54	0	2	1	0		
JOSEF VASICEK*	76	8	13	21	53	1	0	0	0		
GLEN WESLEY	71	5	16	21	42	3	0	0	0		
MAREK MALIK	61	6	14	20	34	1	0	1	0		
KEVIN HATCHER	57	4	14	18	38	3	0	1	0		
DAVID KARPA	80	4	6	10	159	2	0	0	0		
TOMMY WESTLUND	79	5	3	8	23	0	0	1	0		
NICLAS WALLIN*	37	2	3	5	21	0	0	0	0		
SCOTT PELLERIN	19	0	5	5	6	0	0	0	0		
JEFF DANIELS	67	1	1	2	15	0	0	0	0		
DARREN LANGDON	54	0	2	2	94	0	0	0	0		
CRAIG ADAMS*	44	1	0	1	20	0	0	0	0		
STEVE HALKO	48	0	1	1	6	0	0	0	0		
MIKE RUCINSKI*	2	0	0	0	0	0	0	0	0		
GREG KOEHLER*	1	0	0	0	0	0	0	0	0		
GREG KUZNIK*	1	0	0	0	0	0	0	0	0		

PLAYER	GP	GOALTENDING				
		MINS	GA	GAA	SO	W-L-T
ARTURS IRBE	77	4406	180	2.45	6	37-29-9
TYLER MOSS	12	557	37	3.99	0	1-6-0

### COMPLETE RESULTS (\*Overtime)

DATE	W/L	SCORE	OPP.	DATE	W/L	SCORE	OPP.
10/7	T	3-3*	WSH	1/14	W	4-0	ANA
10/10	W	5-2	DAL	1/16	W	3-2*	at MTL
10/13	T	2-2*	at FLA	1/18	W	4-2	BOS
10/14	L	1-2	at NSH	1/20	L	3-6	LA
10/18	W	3-2	at PIT	1/22	L	2-5	NYR
10/21	L	2-5	at MTL	1/24	W	3-2	at NYR
10/24	L	2-3	SJ	1/27	L	3-4	PHI
10/25	L	1-4	at BUF	1/29	W	5-2	TB
10/27	T	3-3*	NJ	1/31	L	3-4	TOR
10/29	L	1-4	STL	2/1	W	3-1	at ATL
10/31	W	6-5*	TB	2/7	W	2-1*	at PHX
11/3	L	3-5	at COL	2/8	L	2-4	at LA
11/4	L	1-4	at SJ	2/11	T	2-2*	at ANA
11/8	L	0-5	at TOR	2/14	OTL	3-4*	at DET
11/10	W	3-1	TOR	2/16	L	0-2	PHX
11/12	W	4-0	OTT	2/18	W	5-4	BOS
11/15	L	1-4	FLA	2/19	L	0-4	at PHI
11/16	W	1-0	at OTT	2/21	W	6-3	ATL
11/18	OTL	2-3*	at NJ	2/23	W	3-2	NJ
11/22	W	3-1	at PIT	2/24	L	1-2	WSH
11/24	W	3-1	at BOS	2/27	T	1-1*	at ATL
11/26	L	4-7	NSH	3/1	W	3-1	at NYI
11/29	W	2-1*	at FLA	3/2	L	7-3	at NJ
11/30	W	2-0	PHI	3/4	W	6-3	at CHI
12/3	L	0-2	OTT	3/7	W	2-1	CBJ
12/6	W	5-3	at ATL	3/8	L	1-0	at TB
12/9	L	2-7	at CGY	3/11	L	3-2	EDM
12/13	T	1-1*	at MIN	3/14	L	3-6	MTL
12/15	W	5-3	BUF	3/15	W	3-0	at WSH
12/16	L	1-4	at BOS	3/18	W	2-1	NYI
12/19	L	1-2	at NYI	3/21	W	1-0	BUF
12/23	OTL	1-2*	at PHI	3/23	W	5-3	PIT
12/26	L	2-3	at TB	3/24	L	1-3	at BUF
12/27	W	4-3	NYR	3/26	L	2-4	MTL
12/29	L	1-3	at CBJ	3/28	L	0-7	at WSH
12/31	W	2-1	CHI	3/30	W	4-3*	WSH
1/3	W	3-2	TB	4/1	W	3-2*	at OTT
1/6	T	2-2*	COL	4/3	T	2-2*	at STL
1/7	W	5-2	NYI	4/4	W	3-1	at NYR
1/9	W	7-3	FLA	4/6	W	3-2	ATL
1/12	T	2-2*	at FLA	4/8	L	4-6	PIT

### MAJOR TRADES

**06/24/00** – Acquired defenseman Sandis Ozolinsh and a second-round pick in 2000 (Tomas Kurka) from COL in exchange for Nolan Pratt, a first-round pick (Vaclav Nedorost) and two second-round picks (Jared Aulin, Argis Saviels) in 2000.

**08/04/00** – Acquired forwards Rob DiMaio and Darren Langdon from the NYR in exchange for forward Sandy McCarthy and a fourth-round draft pick in 2001.

**03/01/01** – Acquired forward Scott Pellerin from MIN for a third-round pick in the 2001 Entry Draft, the rights to forward Ashkat Rakhmatullin and future considerations.

### SEASON HIGHLIGHTS

- The Hurricanes acquire defenseman Sandis Ozolinsh and a second-round pick (Tomas Kurka) in 2000 from Colorado in exchange for Nolan Pratt, a first-round pick (Vaclav Nedorost), and two second-round picks (Jared Aulin, Argis Saviels) in 2000 – June 24, 2000.
- The Hurricanes agree to a multi-year affiliation with the Lowell Lock Monsters of the American Hockey League (AHL) – December 18, 2000.
- Defenseman Sandis Ozolinsh becomes the first Carolina Hurricane to start in an NHL All-Star Game – February 4, 2001.
- Ron Francis earns an assist against Atlanta to become to the first player to total 1,000 points with the franchise – March 14, 2001.
- Jeff O'Neill becomes the first franchise player to score 40 goals in a season since Brendan Shanahan in 1995-96 – April 4, 2001.
- The Hurricanes defeat Atlanta 3-2 in Raleigh to clinch their second trip to the playoffs in three years – April 6, 2001.

# 1999-2000 IN REVIEW

## CLOSING GAME ROSTER vs. Atlanta Thrashers (home 4/9/00)

<b>1</b> Arturs Irbe	G	<b>14</b> Steve Halko	D	<b>23</b> Martin Gelinas	LW	<b>51</b> Andrei Kovalenko	RW
<b>2</b> Glen Wesley	D	<b>16</b> Tommy Westlund	RW	<b>24</b> Sami Kapanen	RW	<b>77</b> Paul Coffey	D
<b>4</b> Nolan Pratt	D	<b>17</b> Jeff Daniels	LW	<b>27</b> Rod Brind'Amour	C	<b>92</b> Jeff O'Neill	C
<b>5</b> Marek Malik	D	<b>18</b> Robert Kron	RW	<b>28</b> Paul Ranheim	LW		
<b>7</b> Curtis Leschyshyn	D	<b>20</b> Sandy McCarthy	LW	<b>30</b> Mark Fitzpatrick	G		
<b>10</b> Gary Roberts	LW	<b>21</b> Ron Francis	C	<b>33</b> Dave Karpa	D		
<b>13</b> Bates Battaglia	LW	<b>22</b> Sean Hill	D	<b>45</b> David Tanabe	D		

### FINAL SOUTHEAST DIVISION STANDINGS

	GP	W	L	T	OTL	GF	GA	PTS
WASHINGTON	82	44	26	12	2	227	194	102
FLORIDA	82	43	33	6	6	244	209	98
CAROLINA*	82	37	35	10	0	217	216	84
TAMPA BAY	82	19	54	9	7	204	310	54
ATLANTA	82	14	61	7	4	170	313	39

\*Did not make playoffs.

### FINAL STATISTICS (Hurricanes games only)

PLAYER	SCORING (*Rookies)									
	GP	G	A	PTS	PIM	PP	SH	GW	GT	
<b>RON FRANCIS</b>	78	23	50	73	18	7	0	4	0	
<b>JEFF O'NEILL</b>	80	25	38	63	72	4	0	7	0	
<b>GARY ROBERTS</b>	69	23	30	53	62	12	0	1	0	
<b>SAMI KAPANEN</b>	76	24	24	48	12	7	0	5	2	
<b>SEAN HILL</b>	62	13	31	44	59	8	0	2	0	
<b>ROBERT KRON</b>	81	13	27	40	8	2	1	3	1	
<b>PAUL COFFEY</b>	69	11	29	40	40	6	0	3	1	
<b>ANDREI KOVALENKO</b>	76	15	24	39	38	2	0	3	0	
<b>BATES BATTAGLIA</b>	77	16	18	34	39	3	0	3	0	
<b>MARTIN GELINAS</b>	81	14	16	30	40	3	0	0	0	
<b>PAUL RANHEIM</b>	79	9	13	22	6	0	0	2	0	
<b>GLEN WESLEY</b>	78	7	15	22	38	1	0	0	2	
<b>ROD BRIND'AMOUR</b>	33	4	10	14	22	0	1	1	0	
<b>MAREK MALIK</b>	57	4	10	14	63	0	0	1	0	
<b>TOMMY WESTLUND*</b>	81	4	8	12	19	0	1	0	0	
<b>STEVEN HALKO</b>	58	0	8	8	25	0	0	0	0	
<b>JEFF DANIELS</b>	69	3	4	7	10	0	0	0	1	
<b>DAVE KARPA</b>	27	1	4	5	52	0	0	0	0	
<b>KENT MANDERVILLE</b>	56	1	4	5	12	0	0	1	0	
<b>DAVID TANABE*</b>	31	4	0	4	14	3	0	0	0	
<b>NOLAN PRATT</b>	64	3	1	4	90	0	0	1	0	
<b>BYRON RITCHIE*</b>	26	0	2	2	17	0	0	0	0	
<b>CURTIS LESCHYSHYN</b>	53	0	2	2	14	0	0	0	0	
<b>ARTURS IRBE</b>	75	0	1	1	14	0	0	0	0	
<b>SHANE WILLIS*</b>	2	0	0	0	0	0	0	0	0	
<b>MARK FITZPATRICK</b>	3	0	0	0	0	0	0	0	0	
<b>ERIC FICHAUD</b>	9	0	0	0	2	0	0	0	0	
<b>SANDY MCCARTHY</b>	13	0	0	0	9	0	0	0	0	

### COMPLETE RESULTS (\*Overtime)

DATE	W/L	SCORE	OPP.	DATE	W/L	SCORE	OPP.
10/2	W	3-1	at BOS	1/9	W	1-0	NYR
10/7	W	2-0	at PHI	1/11	L	3-4	PHI
10/8	L	1-3	at NYR	1/14	L	1-5	at FLA
10/11	T	3-3*	at CGY	1/17	L	2-5	at NJ
10/13	T	3-3*	at EDM	1/18	L	2-3	at NYR
10/15	W	4-1	at VAN	1/20	L	1-4	NYR
10/20	T	3-3*	at TOR	1/22	W	4-1	BUF
10/22	L	3-7	at BUF	1/24	W	3-2*	MTL
10/23	W	3-2	at PIT	1/27	L	2-4	PHX
10/29	L	2-4	NJ	1/28	W	4-3*	NJ
10/30	W	4-0	at NYI	1/30	L	0-3	at MTL
11/3	L	0-6	TOR	2/1	W	4-2	FLA
11/5	L	2-3	at DET	2/3	L	1-2	at WSH
11/7	W	3-2	WSH	2/8	W	4-3	at NYI
11/10	L	0-2	NYI	2/12	W	5-2	at TB
11/11	L	1-4	at PHI	2/14	W	5-2	at TOR
11/13	W	4-2	TB	2/15	L	1-5	at OTT
11/17	W	2-1	OTT	2/17	L	0-3	MTL
11/19	T	3-3*	at WSH	2/19	W	4-2	TB
11/20	W	1-0	DAL	2/21	T	1-1*	WSH
11/22	L	1-2	BOS	2/24	L	2-4	FLA
11/24	T	1-1*	VAN	2/26	W	2-1*	at FLA
11/26	T	3-3*	at TB	3/1	L	5-7	at PHX
11/27	W	5-3	PIT	3/2	W	5-2	at LA
11/30	W	4-3	CGY	3/4	W	5-2	at SJ
12/2	T	2-2*	TOR	3/8	W	4-1	CHI
12/4	L	1-3	at COL	3/10	L	3-5	BOS
12/7	W	4-2	at STL	3/12	W	5-1	ATL
12/8	L	1-2	at DAL	3/15	T	2-2*	EDM
12/10	L	2-3	at TB	3/17	L	2-4	at WSH
12/15	L	3-6	PIT	3/18	L	2-3	at MTL
12/18	W	4-2	ATL	3/21	W	5-0	at NJ
12/20	L	2-4	COL	3/22	L	1-2	STL
12/22	L	1-4	DET	3/26	W	4-1	NYI
12/23	L	3-4	at OTT	3/27	L	1-5	BUF
12/26	W	4-3*	FLA	3/29	W	3-1	NSH
12/28	L	2-3	at NSH	3/31	W	3-1	at BUF
1/1	W	4-2	at ATL	4/2	W	1-0	PHI
1/4	L	1-2	OTT	4/3	L	2-3	at PIT
1/6	W	7-3	at BOS	4/8	W	4-3	at ATL
1/7	T	4-4*	ANA	4/9	W	2-1	ATL

PLAYER	GOALTENDING					
	GP	MINS	GA	GAA	SO	W-L-T
<b>ARTURS IRBE</b>	75	4345	175	2.42	5	34-28-9
<b>ERIC FICHAUD</b>	9	490	24	2.94	1	3-5-1
<b>MARK FITZPATRICK</b>	3	107	8	4.49	0	0-2-0

### SEASON HIGHLIGHTS

- The Hurricanes host the New Jersey Devils in the inaugural game at the Entertainment & Sports Arena – October 29, 1999.
- Ron Francis becomes the sixth player in NHL history to eclipse 1,500 points – November 5, 1999.
- Carolina defeats the Washington Capitals, 3-2, to earn its first win at the Entertainment & Sports Arena – November 7, 1999.
- Paul Coffey becomes the first defenseman in league history to score 1,500 points. Coffey and Francis are the first pair of teammates in league history to reach the milestone in the same season – December 23, 1999.
- Competing in his first All-Star weekend, Sami Kapanen wins the fastest skater event during the FedEx/NHL Superskills contest with a time of 13.649 seconds – February 5, 2000.
- Head coach Paul Maurice becomes the franchise's all-time winningest coach with a 4-3 victory against the Atlanta Thrashers, surpassing Jack Evans' total of 163 – April 8, 2000.

### MAJOR TRADES

**01/23/00** – Acquired forward Rod Brind'Amour, goaltender Jean-Marc Pelletier, and a second-round pick in 2000 entry draft from PHI in exchange for forward Keith Primeau and a fifth-round pick in 2000.

**03/14/00** – Acquired forward Sandy McCarthy from PHI in exchange for forward Kent Manderville.

## CLOSING GAME ROSTER vs. *Ottawa Senators (home 4/17/99)*

<b>1</b> Arturs Irbe	G	<b>11</b> Kevin Dineen	RW	<b>24</b> Sami Kapanen	RW	<b>77</b> Paul Coffey	D
<b>2</b> Glen Wesley	D	<b>13</b> Bates Battaglia	LW	<b>26</b> Ray Sheppard	RW	<b>92</b> Jeff O'Neill	C
<b>3</b> Steve Chiasson	D	<b>18</b> Robert Kron	RW	<b>28</b> Paul Ranheim	LW		
<b>4</b> Nolan Pratt	D	<b>20</b> Sandy McCarthy	LW	<b>33</b> Dave Karpa	D		
<b>5</b> Marek Malik	D	<b>21</b> Ron Francis	C	<b>44</b> Kent Manderville	C		
<b>7</b> Curtis Leschyshyn	D	<b>22</b> Sean Hill	D	<b>51</b> Andrei Kovalenko	RW		
<b>10</b> Gary Roberts	LW	<b>23</b> Martin Gelinas	LW	<b>55</b> Keith Primeau	C		

## FINAL SOUTHEAST DIVISION STANDINGS

	GP	W	L	T	GF	GA	PTS
CAROLINA*	82	34	30	18	210	202	86
FLORIDA	82	30	34	18	210	228	78
WASHINGTON	82	31	45	6	200	218	68
TAMPA BAY	82	19	54	9	179	292	47

\*Lost to BOS in Eastern Conference Quarterfinals 4-2.

## COMPLETE RESULTS (\*Overtime)

DATE	W/L	SCORE	OPP.	DATE	W/L	SCORE	OPP.
10/10	T	4-4*	TB	1/14	W	3-2	FLA
10/13	L	2-3	at NSH	1/16	L	2-3*	WSH
10/15	T	2-2*	DAL	1/18	W	4-2	TOR
10/17	T	1-1*	PHI	1/21	L	1-4	at DET
10/20	W	3-1	VAN	1/26	W	5-3	at PIT
10/24	W	3-1	at OTT	1/28	W	3-2*	NYR
10/25	L	2-3	LA	1/30	W	3-1	at MTL
10/28	W	2-0	CHI	1/31	T	0-0*	at BOS
10/30	L	0-1	at NYR	2/3	L	1-4	NJ
10/31	W	2-0	at BOS	2/5	L	1-4	at WSH
11/2	L	2-3	COL	2/6	T	3-3*	FLA
11/5	W	6-3	at NYI	2/10	W	6-5	at TOR
11/6	W	3-2	at WSH	2/12	W	3-1	at NYR
11/8	L	2-5	BOS	2/13	L	4-6	at NJ
11/11	L	4-5*	at ANA	2/15	L	2-3	at BUF
11/12	L	0-3	at SJ	2/18	T	2-2*	WSH
11/14	W	5-3	at LA	2/20	W	3-2	at TB
11/17	W	5-4	MTL	2/21	W	4-1	NYI
11/19	L	2-3*	at NJ	2/24	T	2-2*	at TOR
11/20	L	1-3	PHI	2/26	L	0-1	at VAN
11/22	L	2-5	NJ	2/27	T	2-2*	at EDM
11/25	W	3-0	SJ	3/3	W	2-1	BOS
11/28	W	3-1	at NYI	3/6	T	2-2*	at FLA
11/29	W	3-1	ANA	3/8	W	4-1	BUF
12/2	W	4-1	MTL	3/10	L	2-3*	PIT
12/4	T	3-3*	PIT	3/12	W	2-1	CGY
12/5	T	3-3*	at FLA	3/15	T	5-5*	at PHX
12/10	L	2-3	BOS	3/18	L	2-3	at COL
12/12	W	3-0	DET	3/21	L	2-3*	at DAL
12/15	W	3-0	EDM	3/22	L	2-5	at STL
12/18	L	1-5	at OTT	3/24	W	2-1	NYI
12/19	W	3-2	at BUF	3/26	L	2-7	TOR
12/21	L	1-4	BUF	3/28	T	3-3*	TB
12/23	W	1-0	at NYR	3/30	T	3-3*	at PHI
12/26	L	3-6	NYR	4/3	L	1-2	at CHI
12/30	W	4-3	TB	4/6	W	4-2	NJ
1/1	T	3-3*	at FLA	4/7	L	0-2	at MTL
1/2	W	4-1	NSH	4/10	W	6-1	at NYI
1/4	T	4-4*	OTT	4/14	W	3-0	WSH
1/7	L	2-4	at PIT	4/16	T	2-2*	at TB
1/9	L	0-2	at PHI	4/17	T	1-1*	OTT

## MAJOR TRADES

**12/29/98** – Acquired defenseman Paul Coffey from CHI for Nelson Emerson.

**03/06/99** – Acquired forward Andrei Kovalenko from PHI for Adam Burt.

## FINAL STATISTICS (*Hurricanes games only*)

PLAYER	SCORING (*Rookies)									
	GP	G	A	PTS	PIM	PP	SH	GW	GT	
KEITH PRIMEAU	78	30	32	62	75	9	1	5	1	
SAMI KAPANEN	81	24	35	59	10	5	0	7	0	
RAY SHEPPARD	74	25	33	58	16	5	0	4	1	
RON FRANCIS	82	21	31	52	34	8	0	2	1	
GARY ROBERTS	77	14	28	42	178	1	1	4	0	
JEFF O'NEILL	75	16	15	31	66	4	0	2	0	
MARTIN GELINAS	76	13	15	28	67	0	0	2	2	
ROBERT KRON	75	9	16	25	10	3	1	2	0	
GLEN WESLEY	74	7	17	24	44	0	0	2	1	
NELSON EMERSON	35	8	13	21	36	3	0	0	1	
PAUL RANHEIM	78	9	10	19	39	0	2	1	0	
KEVIN DINEEN	67	8	10	18	97	0	0	1	0	
BATES BATTAGLIA	60	7	11	18	22	0	0	0	2	
KENT MANDERVILLE	81	5	11	16	38	0	0	0	0	
NOLAN PRATT	61	1	14	15	95	0	0	1	0	
ANDREI KOVALENKO	18	6	6	12	0	1	0	1	0	
MAREK MALIK	52	2	9	11	36	1	0	0	0	
PAUL COFFEY	44	2	8	10	28	1	0	0	0	
SEAN HILL	54	0	10	10	48	0	0	0	0	
CURTIS LESCHYSHYN	65	2	7	9	50	0	0	0	0	
STEVE CHIASSON	28	1	8	9	16	1	0	0	0	
ADAM BURT	51	0	3	3	46	0	0	0	0	
STEVEN HALKO*	20	0	3	3	24	0	0	0	0	
DAVE KARPA	33	0	2	2	55	0	0	0	0	
MIKE RUCINSKI*	15	0	1	1	8	0	0	0	0	
BYRON RITCHIE*	3	0	0	0	0	0	0	0	0	
SHANE WILLIS*	7	0	0	0	0	0	0	0	0	
CRAIG MACDONALD*	11	0	0	0	0	0	0	0	0	
TREVOR KIDD	25	0	0	0	0	0	0	0	0	
ARTURS IRBE	62	0	0	0	10	0	0	0	0	

PLAYER	GOALTENDING					
	GP	MINS	GA	GAA	SO	W-L-T
ARTURS IRBE	62	3643	135	2.22	6	27-20-12
TREVOR KIDD	25	1358	61	2.70	2	7-10-6

## SEASON HIGHLIGHTS

- Carolina signs franchise all-time leading scorer Ron Francis to a free agent contract – July 13, 1998.
- Carolina takes over Southeast Division lead. The Hurricanes would never surrender the lead, remaining in first place for 173 consecutive days – October 28, 1998.
- Goaltender Arturs Irbe named NHL Player of the Week and NHL Player of the Month for October – November 2, 1998.
- Arturs Irbe and Keith Primeau become the first Carolina Hurricanes to play in the NHL All-Star Game – January 24, 1999.
- Hurricanes clinch the Southeast Division title, marking the team's first division title since 1987 – April 9, 1999.



# 1997-98 IN REVIEW

## CLOSING GAME ROSTER vs. Washington Capitals (away 4/19/98)

<b>2</b> Glen Wesley	D	<b>11</b> Kevin Dineen	RW	<b>24</b> Sami Kapanen	RW	<b>34</b> Steve Martins	C
<b>3</b> Steve Chiasson	D	<b>12</b> Steve Rice	RW	<b>26</b> Ray Sheppard	RW	<b>37</b> Trevor Kidd	G
<b>4</b> Nolan Pratt	D	<b>14</b> Steve Halko	D	<b>27</b> Steve Leach	RW	<b>39</b> Pat Jablonski	G
<b>5</b> Kevin Haller	D	<b>18</b> Robert Kron	RW	<b>28</b> Paul Ranheim	LW	<b>44</b> Kent Manderville	C
<b>6</b> Adam Burt	D	<b>19</b> Nelson Emerson	RW	<b>30</b> Mike Fountain	G	<b>46</b> Mike Rucinski	D
<b>7</b> Curtis Leschyshyn	D	<b>22</b> Sean Hill	D	<b>32</b> Stu Grimson	LW	<b>55</b> Keith Primeau	C
<b>10</b> Gary Roberts	LW	<b>23</b> Martin Gelinas	LW	<b>33</b> Bates Battaglia	LW	<b>92</b> Jeff O'Neill	C

### FINAL NORTHEAST DIVISION STANDINGS

	GP	W	L	T	GF	GA	PTS
PITTSBURGH	82	40	24	18	228	188	98
BOSTON	82	39	30	13	221	194	91
BUFFALO	82	36	29	17	211	187	89
MONTREAL	82	37	32	13	235	208	87
OTTAWA	82	34	33	15	193	200	83
CAROLINA*	82	33	41	8	200	219	74

\*Did not make playoffs.

### COMPLETE RESULTS (\*Overtime)

DATE	W/L	SCORE	OPP.	DATE	W/L	SCORE	OPP.
10/1	L	2-4	at TB	1/3	L	1-6	DAL
10/3	L	3-4	PIT	1/5	W	4-1	OTT
10/4	L	2-3	at OTT	1/6	L	2-4	at NYR
10/7	T	3-3*	LA	1/8	T	3-3*	PHI
10/10	W	2-1	NJ	1/10	W	2-1*	at NYI
10/11	L	1-4	at PIT	1/12	L	1-4	PIT
10/13	L	1-3	at STL	1/14	L	1-4	CHI
10/15	T	3-3*	BUF	1/21	L	1-2	at BUF
10/18	L	2-4	at DET	1/22	W	4-2	at OTT
10/20	L	2-4	at NYR	1/24	W	4-3	at MTL
10/22	W	4-3	STL	1/27	L	0-3	at FLA
10/24	T	3-3*	at COL	1/28	W	3-2	at TB
10/26	W	3-2	at CHI	1/30	L	0-2	at NYI
10/31	L	2-3*	BUF	2/1	L	3-6	MTL
11/3	W	5-3	VAN	2/4	T	3-3*	TB
11/5	W	3-1	DET	2/7	W	3-1	at BOS
11/7	L	2-3	NYI	2/28	L	3-4	at NJ
11/9	W	4-1	OTT	3/2	W	3-1	at SJ
11/12	W	6-4	at EDM	3/5	W	2-1	at LA
11/13	W	4-2	at CGY	3/6	W	5-4*	at PHX
11/16	L	1-4	at VAN	3/8	W	3-1	at ANA
11/19	W	2-1	MTL	3/12	L	0-2	NJ
11/21	L	3-4	NYR	3/14	L	1-2	SJ
11/23	T	3-3*	CGY	3/15	W	4-1	EDM
11/26	L	2-3	at PIT	3/18	L	0-1	at WSH
11/28	W	2-0	TB	3/20	L	1-6	at DAL
11/29	L	2-3	COL	3/23	W	5-3	at FLA
12/1	W	3-1	BOS	3/26	W	4-1	NYR
12/3	W	5-3	NYI	3/28	W	4-2	at PHI
12/5	T	2-2*	PHX	3/29	L	1-3	PHI
12/6	L	1-4	at BOS	3/31	T	3-3*	MTL
12/10	L	2-5	FLA	4/1	W	4-0	at NJ
12/12	L	2-3*	at BUF	4/4	W	1-0	at MTL
12/16	W	2-1	OTT	4/6	W	3-0	at BOS
12/18	L	2-3	at OTT	4/8	L	1-3	at BUF
12/20	L	1-2	WSH	4/9	W	5-2	TOR
12/23	L	2-4	at PHI	4/11	L	1-5	at TOR
12/26	L	2-5	FLA	4/13	L	2-3	BOS
12/27	W	4-1	BUF	4/16	L	1-4	PIT
12/30	W	2-1	ANA	4/18	L	3-4	WSH
12/31	L	2-3	at PIT	4/19	L	1-2	at WSH

### MAJOR TRADES

- 06/27/97** – Acquired Steve Leach from STL for Alexander Godnyuk and 1998 6th-round draft pick (Brad Voth).
- 07/25/97** – Acquired Enrico Ciccone from CHI for Ryan Risadore and 1998 5th-round draft pick.
- 08/08/97** – Traded Jason Muzzati to NYR for 1998 4th-round draft pick (Tommy Westlund).
- 08/25/97** – Acquired Gary Roberts and Trevor Kidd from CGY in exchange for Andrew Cassels and Jean-Sebastien Giguere.
- 11/18/97** – Acquired D Sean Hill from OTT in exchange for Chris Murray.
- 01/02/98** – Traded Jeff Brown to TOR in exchange for a fourth round pick in the 1999 NHL Entry Draft.
- 01/03/98** – Acquired Martin Gelinas and Kirk McLean from VAN in exchange for Sean Burke, Geoff Sanderson, and Enrico Ciccone.
- 03/24/98** – Acquired Ray Sheppard from FLA in exchange for Kirk McLean.
- 08/11/98** – Acquired David Karpa and a fourth-round pick in 2000 from ANA for Stu Grimson and Kevin Haller.

### FINAL STATISTICS (Hurricanes games only)

PLAYER	SCORING									
	GP	G	A	PTS	PIM	PP	SH	GW	GT	
KEITH PRIMEAU	81	26	37	63	110	7	3	2	0	
SAMI KAPANEN	81	26	37	63	16	4	0	5	0	
GARY ROBERTS	61	20	29	49	103	4	0	2	1	
NELSON EMERSON	81	21	24	45	50	6	0	4	1	
JEFF O'NEILL	74	19	20	39	67	7	1	4	1	
RAY SHEPPARD	71	18	19	37	23	7	0	2	0	
ROBERT KRON	81	16	20	36	12	4	0	2	1	
MARTIN GELINAS	64	16	18	34	40	3	2	5	0	
STEVE CHIASSON	66	7	27	34	65	6	0	0	0	
GLEN WESLEY	82	6	19	25	36	1	0	1	0	
KEVIN DINEEN	54	7	16	23	105	0	0	1	0	
PAUL RANHEIM	73	5	9	14	28	0	1	2	0	
CURTIS LESCHYSHYN	73	2	10	12	45	1	0	1	0	
ADAM BURT	76	1	11	12	106	0	1	0	0	
STEPHEN LEACH	45	4	5	9	42	1	1	2	0	
KENT MANDERVILLE	77	4	4	8	31	0	0	0	0	
KEVIN HALLER	65	3	5	8	94	0	0	0	0	
STU GRIMSON	82	3	4	7	204	0	0	1	0	
SEAN HILL	55	1	6	7	54	0	0	0	0	
BATES BATTAGLIA	33	2	4	6	10	0	0	1	0	
STEVEN RICE	47	2	4	6	38	0	0	0	0	
STEVEN HALKO	18	0	2	2	10	0	0	0	0	
NOLAN PRATT	23	0	2	2	44	0	0	0	0	
MIKE RUCINSKI	9	0	1	1	2	0	0	0	0	
JEFF DANIELS	2	0	0	0	0	0	0	0	0	
MICHAEL FOUNTAIN	3	0	0	0	2	0	0	0	0	
STEVE MARTINS	3	0	0	0	0	0	0	0	0	
KEVIN BROWN	4	0	0	0	0	0	0	0	0	
PAT JABLONSKI	5	0	0	0	0	0	0	0	0	
TREVOR KIDD	47	0	0	0	2	0	0	0	0	

### GOALTENDING

PLAYER	GP	MINS	GA	GAA	SO	W-L-T
TREVOR KIDD	47	2685	97	2.16	3	21-21-3
SEAN BURKE	25	1415	66	2.79	1	7-11-5
PAT JABLONSKI	5	279	115	3.01	0	1-4-0
KIRK MCLEAN	8	401	22	3.29	0	4-2-0
MICHAEL FOUNTAIN	3	163	10	3.68	0	0-3-0

### SEASON HIGHLIGHTS

- Carolina plays its first preseason game against NYI at the Greensboro Coliseum – September 13, 1997.
- Carolina opens the franchise's 19th NHL season, and first as the Carolina Hurricanes, at TB – October 1, 1997.
- Carolina registers its first win with a 2-1 victory over NJ – October 10, 1997.
- NHL shuts down for three weeks in February 1998 as NHL players compete at the Winter Olympics in Nagano, Japan. Carolina's Sami Kapanen plays for Team Finland, winning a bronze medal, and Keith Primeau completes the Olympic Tournament tied for third in scoring for Team Canada.
- Trevor Kidd named NHL Player of the Week on March 9, 1998 after posting a 3-0-0 record with a .968 vs. percentage and a 1.00 GAA.
- Peter Karmanos receives Lester Patrick Award on March 24, 1998, which is presented annually to individuals who have performed "outstanding service to hockey in the United States."
- Keith Primeau named NHL Player of the Week on March 30, 1998 after totaling eight points (4g, 4a) and a (+7) in a 3-1-0 week.
- On April 1, 1998, Trevor Kidd begins shutout sequence that will cover three consecutive road games with a 4-0 win at NJ, a 1-0 win at MTL (4/4), and a 3-0 win at BOS (4/6). The shutouts are a franchise high for the team and an individual goaltender. Streak ends in BUF (4/8) in a 3-1 loss. Finishes with 219:21 shutout streak. Also establishes new individual road shutout mark at 234:28.

## CLOSING GAME ROSTER vs. Tampa Bay Lightning (home 4/13/97)

1 Sean Burke	G	8 Geoff Sanderson	LW	17 Chris Murray	RW	27 Derek King	LW
3 Steve Chiasson	D	11 Kevin Dineen	RW	18 Robert Kron	RW	29 Jason Muzzatti	G
5 Alexander Godynnyuk	D	12 Steve Rice	RW	20 Glen Wesley	D	32 Stu Grimson	LW
6 Adam Burt	D	14 Kevin Haller	D	21 Andrew Cassels	C	44 Kent Manderville	C
7 Curtis Leschyshyn	D	16 Nelson Emerson	RW	24 Sami Kapanen	RW	55 Keith Primeau	C

### FINAL NORTHEAST DIVISION STANDINGS

	GP	W	L	T	GF	GA	PTS
BUFFALO	82	40	30	12	237	208	92
PITTSBURGH	82	38	36	8	285	280	84
OTTAWA	82	31	36	15	226	234	77
MONTREAL	82	31	36	15	249	276	77
HARTFORD*	82	32	39	11	226	256	75
BOSTON	82	26	47	9	234	300	61

\*Did not make playoffs.

### FINAL STATISTICS (Whalers games only)

PLAYER	SCORING									
	GP	G	A	PTS	PIM	PP	SH	GW	GT	
Geoff Sanderson	82	36	31	67	29	12	1	4	1	
Andrew Cassels	81	22	44	66	46	8	0	2	0	
Keith Primeau	75	26	25	51	161	6	3	2	2	
Kevin Dineen	78	19	29	48	141	8	0	5	2	
Nelson Emerson	66	9	29	38	34	2	1	2	0	
Steve Rice	78	21	14	35	59	5	0	2	0	
Glen Wesley	68	6	26	32	40	3	1	0	0	
Jeff O'Neill	72	14	16	30	40	2	1	2	0	
Sami Kapanen	45	13	12	25	2	3	0	2	0	
Robert Kron	68	10	12	22	10	2	0	4	1	
Paul Ranheim	67	10	11	21	18	0	3	1	0	
Curtis Leschyshyn	64	4	13	17	30	1	1	1	0	
Steve Chiasson	18	3	11	14	7	3	0	0	0	
Adam Burt	71	2	11	13	79	0	0	0	0	
Gerald Diduck	56	1	10	11	40	0	0	1	0	
Kent Manderville	44	6	5	11	18	0	0	1	0	
Paul Coffey	20	3	5	8	18	1	0	1	0	
Kevin Haller	35	2	6	8	48	0	0	0	0	
Glen Featherson	41	2	5	7	87	0	0	0	0	
Alexander Godynnyuk	55	1	6	7	41	0	0	1	0	
Andrei Nikolishin	12	2	5	7	2	0	0	0	0	
Mark Janssens	54	2	4	6	90	0	0	0	0	
Derek King	12	3	3	6	2	1	0	0	0	
Marek Malik	47	1	5	6	50	0	0	1	0	
Kevin Brown	11	0	4	4	6	0	0	0	0	
Stu Grimson	75	2	2	4	218	0	0	0	0	
Kelly Chase	28	1	2	3	122	0	0	0	0	
Hnat Domenichelli	13	2	1	3	7	1	0	0	0	
Sean Burke	51	0	2	2	14	0	0	0	0	
Jeff Daniels	10	0	2	2	0	0	0	0	0	
Chris Murray	8	1	1	2	10	0	0	0	0	
Nolan Pratt	9	0	2	2	6	0	0	0	0	
Brian Glynn	1	1	0	1	2	0	0	0	0	
Steve Martins	2	0	1	1	0	0	0	0	0	
Jason Muzzatti	31	0	1	1	18	0	0	0	0	
Brendan Shanahan	2	1	0	1	0	0	1	0	0	
Jeff Brown	1	0	0	0	0	0	0	0	0	
J-S Giguere	8	0	0	0	0	0	0	0	0	
Jason McBain	6	0	0	0	0	0	0	0	0	

#### GOALTENDING

PLAYER	GP	MINS	GA	GAA	SO	W-L-T
Sean Burke	51	2985	134	2.69	4	22-22-6
Jason Muzzatti	31	1591	91	3.43	0	9-13-5
J-S Giguere	8	394	24	3.65	0	1-4-0

### SEASON HIGHLIGHTS

- Kevin Dineen named team captain – October 2, 1999.
- Sean Burke wins 1st two games and is unbeaten in seven games (5-0-2) from 11/9-11/23 as the Whalers lead the Northeast Division.
- Whalers post 16-11-6 mark to rank 1st in the Northeast Division at Christmas break. It marks one of the team's best starts to a season. Paul Maurice named asst. coach for NHL All-Star Game due to 1st place standing.
- Geoff Sanderson named NHL Player of the Week after totaling six points (4g, 2a) in a 2-0-1 week ending 12/8/96.
- Geoff Sanderson named to his second NHL All-Star Team, where he scores a goal. At the Skills Competition, Sanderson skates to second-fastest time (13.823) and finishes second in Hardest Shot Competition (98.6 mph).
- Sean Burke posts back-to-back home shutouts against CGY and MTL on March 5th and 7th.
- Whalers suffer franchise-high 368 games lost due to injury.
- Whalers complete final season in Hartford as Kevin Dineen scores the game-winner in a 2-1 victory over Tampa Bay – April 13, 1997. Team misses playoffs by two points.

### COMPLETE RESULTS (\*Overtime)

DATE	W/L	SCORE	OPP.	DATE	W/L	SCORE	OPP.
10/5	W	1-0	PHX	1/10	L	5-3	at VAN
10/8	W	7-3	PIT	1/12	L	2-1*	at EDM
10/12	L	6-0	at FLA	1/15	L	3-0	PIT
10/17	W	3-1	at NYI	1/20	W	3-1	TOR
10/19	W	6-2	NJ	1/22	W	2-1*	FLA
10/24	W	4-1	ANA	1/24	L	5-2	NYI
10/26	L	6-3	at BUF	1/25	W	5-1	at BUF
10/30	T	2-2*	NYI	1/30	L	5-3	at LA
10/31	T	4-4*	at BOS	1/31	L	6-3	at ANA
11/2	L	3-2	LA	2/5	L	5-2	at NYR
11/4	L	5-1	at DET	2/6	W	5-3	at BOS
11/6	W	5-1	BOS	2/8	L	3-2*	at MTL
11/8	L	4-1	DET	2/12	L	3-2	NJ
11/9	W	4-3*	BUF	2/13	L	4-0	at NJ
11/12	W	4-3	at SJ	2/15	W	2-1	OTT
11/14	W	2-1	at PHX	2/16	L	4-2	at OTT
11/16	T	4-4*	at COL	2/19	T	2-2*	at PHI
11/20	W	3-1	MTL	2/21	W	7-2	NYR
11/22	L	7-1	PIT	2/22	W	2-0	WSH
11/23	T	3-3*	at OTT	2/26	T	2-2*	CHI
11/27	L	6-2	VAN	2/28	L	3-2	SJ
11/29	T	1-1*	at FLA	3/2	L	5-2	PHI
11/30	W	6-3	at TB	3/5	W	2-0	CGY
12/3	T	4-4*	at PIT	3/7	W	2-0	MTL
12/5	W	4-2	at BOS	3/8	T	1-1*	at TOR
12/7	W	6-4	BUF	3/12	W	6-3	BOS
12/11	W	5-2	FLA	3/13	L	0-6	at NJ
12/12	L	3-2	at PHI	3/15	L	4-2	EDM
12/14	L	4-0	PHI	3/16	L	5-3	at WSH
12/16	L	5-2	at NYR	3/20	L	4-1	at STL
12/17	W	5-3	STL	3/21	L	2-0	at DAL
12/20	L	4-1	DAL	3/25	L	4-0	COL
12/21	W	6-5*	TB	3/27	W	5-2	at TB
12/26	L	5-1	at BUF	3/29	W	2-1	NYR
12/28	W	3-2	OTT	4/2	L	4-1	MTL
12/29	L	4-3	at CHI	4/3	T	5-5*	at PIT
1/1	L	3-2*	at WSH	4/5	W	4-1	at MTL
1/2	L	5-4*	BOS	4/7	W	4-2	BUF
1/4	T	1-1*	WSH	4/9	L	5-4	at OTT
1/6	L	4-5	at MTL	4/11	L	6-4	at NYI
1/9	L	3-2	at CGY	4/13	W	2-1	TB

### MAJOR TRADES

- 10/09/96** – Acquired Paul Coffey, Keith Primeau and 1997 1st-round draft pick (Nikos Tselios) from DET in exchange for Brendan Shanahan and Brian Glynn.
- 10/12/96** – Acquired Stu Grimson from DET by way of NHL waivers.
- 12/15/96** – Acquired Kevin Haller, 1997 1st-round draft pick (traded on draft day 1997 to SJ (Scott Hannan) for 1997 2nd-round pick (Brad DeFauw) and 1997 7th-round pick (Andrew Merrick) and 1997 7th-round draft pick from PHI for Paul Coffey and 1997 3rd-round draft pick (Kris Mallette).
- 03/05/97** – Acquired Steve Chiasson and 1997 3rd-round draft pick (Francis Lessard) from CGY for Glen Featherson, Hnat Domenichelli, 1997 2nd-round draft pick (Dimitri Kokorev), and 1998 3rd-round draft pick.
- 03/18/97** – Acq. Bates Battaglia and 4th-round draft pick in 1998 (Josef Vasicek) from ANA for Mark Janssens; acq. 8th-round draft pick in 1998 (Jaroslav Svoboda) from TOR for Kelly Chase; acq. Chris Murray from PHX for Gerald Diduck; acq. Derek King from the NYI for 5th-round draft pick in 1997.

# 1995-96 IN REVIEW

## CLOSING GAME ROSTER vs. Buffalo Sabres (away 4/14/96)

<b>1</b> Sean Burke	G	<b>11</b> Kevin Dineen	RW	<b>21</b> Andrew Cassels	C	<b>27</b> Jeff Brown	D
<b>4</b> Gerald Diduck	D	<b>12</b> Steve Rice	RW	<b>22</b> Mark Janssens	C	<b>28</b> Paul Ranheim	LW
<b>7</b> Brian Glynn	D	<b>13</b> Andrei Nikolishin	C	<b>23</b> Marek Malik	D	<b>29</b> Jason Muzzatti	G
<b>8</b> Geoff Sanderson	LW	<b>15</b> Scott Daniels	LW	<b>24</b> Sami Kapanen	LW	<b>92</b> Jeff O'Neill	C
<b>10</b> Brad McCrimmon	D	<b>16</b> Nelson Emerson	RW	<b>25</b> Jason McBain	D	<b>94</b> Brendan Shanahan	LW

## FINAL NORTHEAST DIVISION STANDINGS

	GP	W	L	T	GF	GA	PTS
PITTSBURGH	82	49	29	4	362	284	102
BOSTON	82	40	31	11	282	269	91
MONTREAL	82	40	32	10	265	248	90
HARTFORD*	82	34	39	9	237	259	77
BUFFALO	82	33	42	7	247	262	73
OTTAWA	82	18	59	5	191	291	41

\*Did not make playoffs.

## FINAL STATISTICS (W/whalers games only)

PLAYER	SCORING									
	GP	G	A	PTS	PIM	PP	SH	GW	GT	
<b>BRENDAN SHANAHAN</b>	74	44	34	78	125	17	2	6	0	
<b>GEOFF SANDERSON</b>	81	34	31	65	40	6	0	7	0	
<b>ANDREW CASSELS</b>	81	20	43	63	39	6	0	1	2	
<b>NELSON EMERSON</b>	81	29	29	58	78	12	2	5	0	
<b>ANDREI NIKOLISHIN</b>	61	14	37	51	34	4	1	3	0	
<b>ROBERT KRON</b>	77	22	28	50	6	8	1	3	0	
<b>JEFF BROWN</b>	48	7	31	38	38	5	0	0	0	
<b>PAUL RANHEIM</b>	73	10	20	30	14	0	1	1	0	
<b>JEFF O'NEILL</b>	65	8	19	27	40	1	0	1	0	
<b>GLEN WESLEY</b>	68	8	16	24	88	6	0	1	0	
<b>STEVE RICE</b>	59	10	12	22	47	1	0	2	0	
<b>ADAM BURT</b>	78	4	9	13	121	0	0	1	0	
<b>GLEN FEATHERSTONE</b>	68	2	10	12	138	0	0	1	0	
<b>GERALD DIDUCK</b>	79	1	9	10	88	0	0	0	0	
<b>KEVIN DINEEN</b>	20	2	7	9	67	0	0	0	0	
<b>SAMI KAPANEN</b>	35	5	4	9	6	0	0	0	0	
<b>BRAD McCRIMMON</b>	58	3	6	9	62	0	1	0	0	
<b>MARK JANSSENS</b>	81	2	7	9	155	0	0	0	0	
<b>FRANTISEK KUCERA</b>	30	2	6	8	10	0	0	1	0	
<b>SCOTT DANIELS</b>	53	3	4	7	254	0	0	0	0	
<b>KELLY CHASE</b>	55	2	4	6	220	0	0	1	0	
<b>SEAN BURKE</b>	66	0	6	6	16	0	0	0	0	
<b>STEVE MARTINS</b>	23	1	3	4	8	0	0	0	0	
<b>BRIAN GLYNN</b>	54	0	4	4	44	0	0	0	0	
<b>KEVIN SMYTH</b>	21	2	1	3	8	1	0	0	0	
<b>JOCELYN LEMIEUX</b>	29	1	2	3	31	0	0	0	0	
<b>JIMMY CARSON</b>	11	1	0	1	0	0	0	0	0	
<b>ALEXANDER GODNYNYUK</b>	3	0	0	0	2	0	0	0	0	
<b>JASON McBAIN</b>	3	0	0	0	0	0	0	0	0	
<b>MAREK MALIK</b>	7	0	0	0	4	0	0	0	0	
<b>JASON MUZZATTI</b>	22	0	0	0	33	0	0	0	0	
<b>JEFF REESE</b>	7	0	0	0	0	0	0	0	0	

PLAYER	GOALTENDING					
	GP	MINS	GA	GAA	SO	W-L-T
<b>JASON MUZZATTI</b>	22	1013	49	2.9	1	4-8-3
<b>SEAN BURKE</b>	66	3669	190	3.11	4	28-28-6
<b>JEFF REESE</b>	7	275	14	3.05	1	2-3-0

## SEASON HIGHLIGHTS

- Paul Holmgren is fired as head coach and is replaced by Paul Maurice – November 6, 1995.
- Brendan Shanahan starts in the NHL's 46th All-Star Game and scores a goal. Shanahan led the Whalers in goals (44) and points (78).
- Whalers re-acquire Kevin Dineen from Philadelphia for a 1997 seventh-round draft pick, which was later re-acquired in the Paul Coffey trade.
- The Whalers win the last five games of a six-game road trip—the best six-game road trip in club history.
- Whalers complete season with their best record since the 1989-90 season. The team's home record (22-15-4) is the Whalers' best home ice record since 1986-87.

## COMPLETE RESULTS (\*Overtime)

DATE	W/L	SCORE	OPP.	DATE	W/L	SCORE	OPP.
10/7	W	2-0	NYR	1/10	L	2-3*	at CGY
10/11	W	3-2	ANA	1/12	W	3-2	at WIN
10/14	W	3-2	CHI	1/16	W	3-0	VAN
10/16	W	7-5	at NYR	1/17	W	6-3	at NYI
10/20	T	2-2*	PIT	1/24	L	2-4	at BUF
10/21	L	0-3	at FLA	1/25	W	8-2	LA
10/25	L	2-4	STL	1/27	T	4-4*	NJ
10/27	L	1-4	MTL	1/30	L	2-8	at SJ
10/28	L	0-3	at BOS	1/31	W	6-4	at LA
11/2	L	0-5	OTT	2/2	W	4-3	at ANA
11/4	W	5-4	at OTT	2/7	W	5-3	at VAN
11/5	L	1-6	at PHI	2/9	W	3-2*	at COL
11/7	W	7-3	SJ	2/11	W	5-3	at DAL
11/11	L	1-4	NYR	2/14	L	0-3	BOS
11/14	L	0-1	at NJ	2/17	W	2-1*	BUF
11/15	W	3-2	OTT	2/21	W	5-3	MTL
11/18	L	2-4	PHI	2/23	L	4-5	at PIT
11/20	L	3-4*	at MTL	2/25	L	2-6	DAL
11/22	W	4-2	MTL	2/28	T	4-4*	EDM
11/24	W	4-0	at TOR	3/1	L	2-5	WIN
11/25	L	2-4	WSH	3/2	W	7-1	FLA
11/29	T	2-2*	at TB	3/6	L	2-4	DET
12/1	L	1-2	at BUF	3/8	W	7-4	TOR
12/2	L	3-5	FLA	3/9	L	3-6	at STL
12/6	W	7-4	NYI	3/13	W	3-2	PIT
12/9	L	0-6	at PIT	3/16	W	2-1	BUF
12/10	L	1-4	at CHI	3/18	W	6-3	TB
12/13	L	2-3	TB	3/20	L	2-3	at MTL
12/15	W	4-2	COL	3/22	T	1-1*	at OTT
12/16	T	3-3*	at NYI	3/23	T	2-2*	at WSH
12/18	L	2-3	at MTL	3/25	L	0-3	at PHI
12/20	L	2-3	CGY	3/27	L	5-6*	BOS
12/22	T	3-3*	at NYR	3/30	W	3-1	NYI
12/23	T	3-3*	PHI	4/1	L	2-3	at FLA
12/28	L	4-9	at PIT	4/3	L	2-4	at TB
12/30	L	0-3	at WSH	4/4	W	1-0	at NJ
12/31	L	2-3	at DET	4/6	L	3-6	NJ
1/3	W	2-0	WSH	4/8	W	5-4	PIT
1/5	W	4-2	OTT	4/11	L	2-3	at BOS
1/6	L	2-5	at BOS	4/13	W	2-0	BOS
1/9	W	5-1	at EDM	4/14	L	1-4	at BUF

## MAJOR TRADES

- 07/27/95** – Brendan Shanahan acquired from STL for Chris Pronger.
- 10/06/95** – Nelson Emerson acquired from Winnipeg for Darren Turcotte.
- 12/01/95** – Jeff Reese traded to TB for 1996 9th-round draft pick (Askhat Rakhmatullin).
- 12/20/95** – Jeff Brown and a 1998 3rd-round draft pick (later traded to CGY in Steve Chiasson trade) acquired from VAN for Jim Dowd, Frantisek Kucera and a 1997 2nd-round draft pick from NJ for Jocelyn Lemieux and a 1998 2nd-round pick (later traded to Dallas-John Erskine).
- 12/28/95** – Kevin Dineen acquired from PHI for a 1997 7th-round draft pick (which was later re-acquired in the Paul Coffey trade).

## CLOSING GAME ROSTER vs. Quebec Nordiques (away 5/3/95)

1 Sean Burke	G	11 Andrei Nikolishin	C	20 Glen Wesley	D	28 Paul Ranheim	RW
4 Frantisek Kucera	D	13 Ted Drury	C	22 Mark Janssens	C	35 Jeff Reese	G
6 Adam Burt	D	14 Kevin Smyth	LW	24 Jim Storm	LW	36 Glen Featherstone	D
7 Brian Glynn	D	17 Scott Daniels	LW	26 Jocelyn Lemieux	RW	44 Chris Pronger	D
8 Geoff Sanderson	LW	18 Robert Kron	LW	27 Kelly Chase	RW	89 Darren Turcotte	C

### FINAL NORTHEAST DIVISION STANDINGS

	GP	W	L	T	GF	GA	PTS
QUEBEC	48	30	13	5	185	134	65
PITTSBURGH	48	29	16	3	181	158	61
BOSTON	48	27	18	3	150	127	57
BUFFALO	48	22	19	7	130	119	51
HARTFORD*	48	19	24	5	127	141	43
MONTREAL	48	18	23	7	125	148	43
OTTAWA	48	9	34	5	117	174	23

\*Did not make playoffs.

### COMPLETE RESULTS (\*Overtime)

DATE	W/L	SCORE	OPP.	DATE	W/L	SCORE	OPP.
1/21	T	1-1*	WSH	3/14	W	6-4	NYI
1/22	T	2-2*	NJ	3/16	T	2-2*	at NJ
1/25	W	4-1	OTT	3/20	L	0-5	WSH
1/26	L	2-3	at PHI	3/22	W	4-3	PHI
1/28	L	1-2	FLA	3/25	W	5-1	NYI
2/1	W	2-1	at OTT	3/26	W	4-3*	at WSH
2/4	L	4-5	at BOS	3/29	T	4-4*	at FLA
2/5	L	1-3	at QUE	3/31	L	0-2	at TB
2/8	L	2-3	QUE	4/4	L	3-6	at BUF
2/10	L	3-4	at TB	4/5	W	8-4	at PIT
2/11	L	3-4	at FLA	4/8	W	4-2	BUF
2/13	T	2-2*	at MTL	4/9	L	0-3	TB
2/15	W	4-1	MTL	4/12	W	4-2	OTT
2/16	L	2-5	at PIT	4/14	W	4-3*	MTL
2/18	W	4-2	PIT	4/16	L	2-3	at NJ
2/22	W	3-2*	BOS	4/18	W	2-1	at BUF
2/24	W	2-1	at NYR	4/20	L	2-3	at NYR
2/25	L	1-3	BUF	4/21	L	3-6	at WSH
2/28	W	6-3	at OTT	4/23	L	2-4	PIT
3/1	L	2-5	NYR	4/24	W	4-3	at MTL
3/4	W	3-2*	TB	4/26	L	0-1	at BOS
3/5	L	2-5	BOS	4/28	L	3-4	PHI
3/7	L	1-3	at NYI	5/3	L	1-4	at QUE
3/9	W	2-1	QUE				
3/12	L	1-4	FLA				

### MAJOR TRADES

**08/26/94** – Glen Wesley acquired from BOS for Carolina's first-round draft picks in the 1995 (Kyle McLaren), 1996 (Jonathan Aitken) and 1997 (Sergei Samsonov) NHL Entry Draft.

**01/18/95** – Kelly Chase and Brian Glynn selected in NHL Waiver Draft.

**03/23/95** – Glen Featherstone, Michael Stewart and a 1995 first-round (Jean-Sebastien Giguere) and 1996 fourth-round (Steve Wasylo) draft pick acquired from the NYR for Pat Verbeek.

### FINAL STATISTICS (Whalers games only)

PLAYER	SCORING									
	GP	G	A	PTS	PIM	PP	SH	GW	GT	
ANDREW CASSELS	46	7	30	37	18	1	0	1	0	
DARREN TURCOTTE	47	17	18	35	22	3	1	3	0	
GEOFF SANDERSON	46	18	14	32	24	4	0	4	0	
STEVE RICE	40	11	10	21	61	4	0	1	1	
PAUL RANHEIM	47	6	14	20	10	0	0	1	0	
FRANTISEK KUCERA	48	3	17	20	30	0	0	1	0	
JIMMY CARSON	38	9	10	19	29	4	0	3	0	
ROBERT KRON	37	10	8	18	10	3	1	1	0	
ANDREI NIKOLISHIN	39	8	10	18	10	1	1	0	0	
ADAM BURT	46	7	11	18	65	3	0	1	0	
PAT VERBEEK	29	7	11	18	53	3	0	0	1	
GLEN WESLEY	48	2	14	16	50	1	0	1	0	
CHRIS PRONGER	43	5	9	14	54	3	0	1	0	
JOCELYN LEMIEUX	41	6	5	11	32	0	0	1	0	
TED DRURY	34	3	6	9	21	0	0	0	0	
MARK JANSSENS	46	2	5	7	93	0	0	0	0	
BRIAN GLYNN	43	1	6	7	32	0	0	0	0	
KEVIN SMYTH	16	1	5	6	13	0	0	0	0	
IGOR CHIBIREV	8	3	1	4	0	0	0	0	0	
KELLY CHASE	28	0	4	4	141	0	0	0	0	
GLEN FEATHERSTONE	13	1	1	2	32	0	0	0	0	
JIM STORM	6	0	3	3	0	0	0	0	0	
SCOTT DANIELS	12	0	2	2	55	0	0	0	0	
MAREK MALIK	1	0	1	1	0	0	0	0	0	
BRAD McCRIMMON	33	0	1	1	42	0	0	0	0	
SEAN BURKE	42	0	1	1	8	0	0	0	0	
ROBERT PETROVICKY	2	0	0	0	0	0	0	0	0	
JEFF REESE	11	0	0	0	0	0	0	0	0	
JIM SANDLAK	13	0	0	0	0	0	0	0	0	
ALEXANDER GODYNYUK	14	0	0	0	8	0	0	0	0	

PLAYER	GOALTENDING					
	GP	MINS	GA	GAA	SO	W-L-T
SEAN BURKE	42	2418	108	2.68	0	17-19-4
JEFF REESE	11	477	26	3.27	0	2-5-1

### SEASON HIGHLIGHTS

- NHL starts a reduced 48-game schedule after the NHL and NHLPA agree upon a new collective bargaining agreement 10 days earlier – January 21, 1995.
- After Whalers' captain Pat Verbeek is traded to the Rangers, the Whalers name Adam Burt, Andrew Cassels and Glen Wesley as alternate captains – March 23, 1995.
- Whalers complete season with an increase in average attendance for the first time since 1987-88 (12.8%).
- Whalers finish season with the NHL's best overtime record (4-0-5) for the second straight season.



# 1993-94 IN REVIEW

## CLOSING GAME ROSTER vs. Boston Bruins (away 4/1/94)

<b>1</b> Sean Burke	G	<b>17</b> Ted Drury	C	<b>23</b> Jocelyn Lemieux	LW	<b>33</b> Ted Crowley	D
<b>4</b> Frank Kucera	D	<b>18</b> Robert Kron	LW	<b>24</b> Jim Storm	LW	<b>35</b> Jeff Reese	G
<b>8</b> Geoff Sanderson	LW	<b>20</b> Kevin Smyth	LW	<b>25</b> Bob McGill	D	<b>39</b> Robert Petrovicky	LW
<b>10</b> Brad McCrimmon	D	<b>21</b> Andrew Cassels	C	<b>26</b> Brian Propp	LW	<b>44</b> Chris Pronger	D
<b>16</b> Pat Verbeek	RW	<b>22</b> Mark Janssens	C	<b>29</b> Marc Potvin	RW	<b>45</b> John Stevens	D

### FINAL NORTHEAST DIVISION STANDINGS

	GP	W	L	T	GF	GA	PTS
PITTSBURGH	84	44	27	13	299	285	101
BOSTON	84	42	29	13	289	252	97
MONTREAL	84	41	29	14	283	248	96
BUFFALO	84	43	32	9	282	218	95
QUEBEC	84	34	42	8	277	292	76
HARTFORD*	84	27	48	9	227	288	63
OTTAWA	84	14	61	9	201	397	37

\*Did not make playoffs.

### FINAL STATISTICS (Whalers games only)

PLAYER	SCORING									
	GP	G	A	PTS	PIM	PP	SH	GW	GT	
PAT VERBEEK	84	37	38	75	177	15	1	3	1	
GEOFF SANDERSON	82	41	26	67	42	15	1	6	2	
ANDREW CASSELS	79	16	42	58	37	8	1	3	0	
ROBERT KRON	77	24	26	50	8	2	1	3	0	
MICHAEL NYLANDER	58	11	33	44	24	4	0	1	2	
ZARLEY ZALAPSKI	56	7	30	37	56	0	0	0	0	
CHRIS PRONGER	81	5	25	30	113	2	0	0	0	
BRIAN PROPP	65	12	17	29	44	3	1	2	0	
JAMES PATRICK	47	8	20	28	32	4	1	2	1	
ADAM BURT	63	1	17	18	75	0	0	0	0	
RANDY CUNNEYWORTH	63	9	8	17	87	0	1	1	0	
JIM STORM	68	6	10	16	27	1	0	0	0	
IGOR CHIBIREV	37	4	11	15	2	0	0	1	0	
DARREN TURCOTTE	19	2	11	13	4	0	0	0	0	
ALEXANDER GODYNYUK	43	3	9	12	40	0	0	1	0	
MARK JANSSENS	84	2	10	12	137	0	0	0	0	
ROBERT PETROVICKY	33	6	5	11	39	1	0	0	0	
BRYAN MARCHMENT	42	3	7	10	124	0	1	1	0	
MARK GREIG	31	4	5	9	31	0	0	0	0	
JIM SANDLAK	27	6	2	8	32	2	0	1	0	
JOCelyn LEMIEUX	16	6	1	7	19	0	0	2	0	
TED DRURY	16	1	5	6	10	0	0	0	0	
BRAD McCRIMMON	65	1	5	6	72	0	0	0	0	
KEVIN SMYTH	21	3	2	5	10	0	0	0	0	
MARC POTVIN	51	2	3	5	246	0	0	0	0	
FRANTISEK KUCERA	16	1	3	4	14	1	0	0	0	
PAUL RANHEIM	15	0	3	3	2	0	0	0	0	
TED CROWLEY	21	1	2	3	10	1	0	0	0	
PATRICK POULIN	9	2	1	3	11	1	0	0	0	
JOHN STEVENS	9	0	3	3	4	0	0	0	0	
BOB MCGILL	30	0	3	3	41	0	0	0	0	
JIM MCKENZIE	26	1	2	3	67	0	0	0	0	
ERIC WEINRICH	8	1	1	2	2	1	0	0	0	
TODD HARKINS	28	1	0	1	49	0	0	0	0	
JEFF REESE	19	0	1	1	0	0	0	0	0	
DAN KECZMER	12	0	1	1	12	0	0	0	0	
MIKE TOMLAK	1	0	0	0	0	0	0	0	0	
MIKE LENARDUZZI	1	0	0	0	0	0	0	0	0	
YVON CORRIVEAU	3	0	0	0	0	0	0	0	0	
MARIO GOSSELIN	7	0	0	0	0	0	0	0	0	
ALLEN PEDERSEN	7	0	0	0	9	0	0	0	0	
FRANK PIETRANGELO	19	0	0	0	2	0	0	0	0	
SEAN BURKE	47	0	0	0	16	0	0	0	0	
DOUG HOUDA	7	0	0	0	23	0	0	0	0	
NICK KYPREOS	10	0	0	0	37	0	0	0	0	

### COMPLETE RESULTS (\*Overtime)

DATE	W/L	SCORE	OPP.	DATE	W/L	SCORE	OPP.
10/6	L	3-4	at MTL	1/12	L	4-6	at LA
10/9	L	2-5	PHI	1/14	L	3-6	at ANA
10/10	W	3-2	at BUF	1/15	L	2-8	at SJ
10/13	W	4-3	MTL	1/17	L	3-5	at BOS
10/14	W	6-2	at CHI	1/19	T	3-3*	TOR
10/16	L	3-5	at PIT	1/24	L	1-2	BOS
10/19	L	2-7	at TOR	1/26	L	0-3	MTL
10/20	L	2-5	QUE	1/27	T	1-1*	at OTT
10/23	T	3-3*	BUF	1/29	L	2-3	QUE
10/27	L	1-5	at DAL	2/1	W	2-1	at QUE
10/28	L	1-2	at STL	2/2	L	2-9	at MTL
10/30	L	1-4	NYR	2/4	T	2-2*	at WIN
11/1	L	2-4	STL	2/6	W	4-2	at VAN
11/3	L	3-6	CGY	2/11	L	1-4	at CGY
11/6	L	3-5	at NYI	2/12	W	5-2	at EDM
11/10	W	4-3*	OTT	2/16	L	3-5	BUF
11/13	T	4-4*	EDM	2/17	L	4-6	at PIT
11/17	L	2-4	BOS	2/19	W	4-2	NYR
11/18	L	3-6	at PHI	2/24	L	0-3	at DET
11/20	L	2-3	SJ	2/26	T	1-1*	NJ
11/23	W	2-1*	at FLA	2/27	L	1-3	WSH
11/24	L	1-4	at TB	3/2	L	1-4	LA
11/27	W	4-0	FLA	3/4	W	2-1	at FLA
11/29	W	4-2	at OTT	3/5	L	2-4	at TB
12/1	W	5-3	DET	3/9	W	4-1	TB
12/4	L	6-7*	PIT	3/10	L	0-4	at NJ
12/7	W	6-1	at WSH	3/12	T	2-2*	DAL
12/8	L	1-4	VAN	3/13	L	2-3	PIT
12/11	L	0-3	BUF	3/16	L	0-4	at NYR
12/12	T	2-2*	at BOS	3/17	L	1-4	at QUE
12/15	L	2-5	at NYR	3/19	W	5-3	at PHI
12/18	W	4-1	WSH	3/22	L	1-4	at WSH
12/22	W	6-3	NJ	3/25	L	3-6	at BUF
12/23	W	2-1	at OTT	3/26	L	2-3	ANA
12/26	W	3-2*	OTT	3/29	L	2-6	at DET
12/28	L	2-4	at NJ	3/30	W	3-2*	CHI
12/29	L	3-5	FLA	4/2	L	5-6	PHI
1/1	W	4-3	at NYI	4/6	T	3-3*	NYI
1/2	W	7-2	PIT	4/7	L	2-5	at QUE
1/5	W	4-0	WIN	4/10	W	6-4	TB
1/6	L	1-2	STL	4/11	L	1-3	MTL
1/8	W	6-0	NYI	4/14	W	3-2	at BOS

### MAJOR TRADES

**11/02/93** – Bryan Marchment and Steve Larmer acquired from CHI for Patrick Poulin and Eric Weinrich.

**11/02/93** – Darren Turcotte and James Patrick acquired from NYR for Nick Kypreos, Barry Richter, Steve Larmer and a 1994 sixth-round draft pick (Yuri Litinev).

**12/16/93** – Alexander Godynuk acquired from FLA for Jim McKenzie.

**03/10/94** – Gary Suter, Ted Drury and Paul Ranheim acquired from CGY for Zarley Zalapski, James Patrick and Michael Nylander.

**05/11/94** – Frantisek Kucera and Jocelyn Lemieux acquired from CHI for Gary Suter, Randy Cunneyworth and a 1995 third-round pick (later traded to VAN for Larry Courville).

### GOALTENDING

PLAYER	GP	MINS	GA	GAA	SO	W-L-T
MIKE LENARDUZZI	1	21	1	2.86	0	0-0-0
SEAN BURKE	47	2750	137	2.99	2	17-24-5
JEFF REESE	19	1057	56	3.18	1	5-9-3
FRANK PIETRANGELO	19	984	59	3.60	0	5-11-1
MARIO GOSSELIN	7	239	21	5.27	0	0-4-0

### SEASON HIGHLIGHTS

- Geoff Sanderson has his second straight 40-goal season, leading the Whalers with 41.
- Andrew Cassels is the Whalers' top playmaker for the second straight season with 42 assists.
- Paul Holmgren steps down as head coach to concentrate on his duties as general manager. He is replaced by Pierre McGuire on November 16.
- Eleven Whalers finish the season with other NHL clubs as the team makes major trades with Chicago, Florida, Calgary and the NY Rangers.
- On the day the Whalers host the 1994 Entry Draft, the club is sold to Peter Karmanos Jr., Thomas Thewes and Jim Rutherford. Holmgren is named head coach and Rutherford becomes club president and general manager.

## CLOSING GAME ROSTER vs. Philadelphia Flyers (home 4/16/93)

<b>3</b> Zarley Zalapski	D	<b>11</b> Yvon Corriveau	RW	<b>23</b> Paul Gillis	C	<b>30</b> Mike Lenarduzzi	G
<b>4</b> Eric Weinrich	D	<b>12</b> Barry Nieckar	LW	<b>24</b> Patrick Poulin	LW	<b>36</b> Michael Nylander	C
<b>6</b> Adam Burt	D	<b>16</b> Pat Verbeek	RW	<b>25</b> Terry Yake	C	<b>38</b> Robert Kron	RW
<b>7</b> Randy Cunneynworth	LW	<b>21</b> Andrew Cassels	C	<b>27</b> Doug Houda	D	<b>40</b> Frank Pietrangelo	G
<b>8</b> Geoff Sanderson	LW	<b>22</b> Mark Janssens	C	<b>29</b> Randy Ladouceur	D	<b>41</b> Al Pedersen	D

### FINAL ADAMS DIVISION STANDINGS

	GP	W	L	T	GF	GA	PTS
BOSTON	84	51	26	7	332	268	109
QUEBEC	84	47	27	10	351	300	104
MONTREAL	84	48	30	6	326	280	102
BUFFALO	84	38	36	10	335	297	86
HARTFORD*	84	26	52	6	284	369	58
OTTAWA	84	10	70	4	202	395	24

\*Did not make playoffs.

### COMPLETE RESULTS (\*Overtime)

DATE	W/L	SCORE	OPP.	DATE	W/L	SCORE	OPP.
10/6	L	1-5	MTL	1/13	L	3-7	at MTL
10/8	L	2-3*	at BOS	1/15	L	1-3	at EDM
10/10	L	2-5	BUF	1/16	L	3-8	at VAN
10/12	L	2-6	at NYR	1/18	L	7-8	WIN
10/14	W	4-1	OTT	1/21	W	4-2	SJ
10/17	L	3-7	PIT	1/23	L	2-6	CHI
10/20	W	5-4	at NJ	1/24	L	4-5*	at PHI
10/22	W	5-1	at OTT	1/27	W	6-5	at MTL
10/24	L	2-4	at NYI	1/28	L	2-5	at OTT
10/28	L	3-4*	NJ	1/30	L	3-6	WIN
10/31	L	1-7	LA	2/3	L	2-3	at BUF
11/3	T	3-3*	QUE	2/8	L	1-3	STL
11/6	L	2-5	at DET	2/12	W	6-2	at WIN
11/7	L	2-6	WSH	2/13	L	3-4*	at CGY
11/11	L	3-4	CGY	2/17	L	3-5	BUF
11/13	L	2-8	at BUF	2/20	W	7-3	EDM
11/14	L	0-2	DET	2/21	L	3-4	PIT
11/18	W	5-2	STL	2/24	L	2-5	PHI
11/19	W	4-2	at OTT	2/27	W	5-3	at QUE
11/21	L	2-8	at QUE	2/28	L	6-7*	NYI
11/25	L	1-6	MTL	3/3	L	4-7	NJ
11/27	L	4-5*	at BOS	3/5	W	4-2	at BUF
11/28	W	4-3*	BOS	3/6	W	5-1	VAN
12/1	L	4-8	at STL	3/8	W	4-2	at QUE
12/3	W	7-5	at SJ	3/10	L	3-5	at TOR
12/5	L	3-7	at LA	3/13	T	3-3*	BUF
12/9	W	6-2	OTT	3/16	W	4-3*	at TB
12/11	L	3-9	at BUF	3/19	L	2-5	at WSH
12/12	T	1-1	BUF	3/22	L	4-5	at BOS
12/16	W	6-3	WSH	3/24	L	5-6*	MTL
12/18	L	3-4	at WSH	3/27	W	2-1	at MIN
12/19	T	4-4*	NYR	3/28	L	0-3	at CHI
12/21	W	5-2	at MTL	3/30	L	1-3	BOS
12/23	W	3-1	TB	4/1	L	2-10	at PIT
12/26	L	4-9	BOS	4/3	W	7-3	OTT
12/27	L	2-6	at NJ	4/5	W	5-4	at NYR
12/31	L	2-6	QUE	4/7	W	6-1	at OTT
1/2	L	2-3*	at BOS	4/10	L	3-6	at QUE
1/3	T	6-6*	MIN	4/11	L	2-4	TOR
1/6	L	1-3	BUF	4/13	T	3-3*	at NYI
1/9	W	4-2	QUE	4/14	W	5-4*	NYI
1/10	L	5-7	MTL	4/16	L	4-5*	PHI

### MAJOR TRADES

- 06/15/92** – Obtained Nick Kypreos from WSH for Mark Hunter and Yvon Corriveau.
- 08/28/92** – Obtained Sean Burke and Eric Weinrich from NJ for Bobby Holik, a 2nd-round 1993 draft pick (Jay Pandolfo) and future considerations.
- 09/03/92** – Obtained Mark Janssens from MIN for James Black.
- 11/24/92** – Traded John Cullen to TOR for a 1993 2nd-round pick (later traded to SJ in Chris Pronger trade).
- 03/22/93** – Obtained Robert Kron, 1993 3rd-round pick (Marek Malik) and future considerations from VAN for Murray Craven and the 1993 5th-round pick from VAN in the Corrie D'Alessio trade.
- 05/17/93** – Obtained Jim Sandlak from VAN to complete the 03/22 trade.

### FINAL STATISTICS (Whalers games only)

PLAYER	SCORING									
	GP	G	A	PTS	PIM	PP	SH	GW	GT	
GEOFF SANDERSON	82	46	43	89	28	21	2	4	0	
ANDREW CASSELS	84	21	65	86	62	8	3	1	0	
PAT VERBEEK	84	39	43	82	197	16	0	6	2	
ZARLEY ZALAPSKI	83	14	51	65	94	8	1	0	0	
TERRY YAKE	66	22	31	53	46	4	1	2	0	
PATRICK POULIN	81	20	31	51	37	4	0	2	0	
ERIC WEINRICH	79	7	29	36	76	0	2	2	0	
MICHAEL NYLANDER	59	11	22	33	36	3	0	1	0	
MARK JANSSENS	76	12	17	29	237	0	0	1	0	
NICK KYPREOS	75	17	10	27	325	0	0	2	1	
ADAM BURT	65	6	14	20	116	0	0	0	0	
YVON CORRIVEAU	37	5	5	10	14	1	0	1	0	
RANDY CUNNEYWORTH	39	5	4	9	63	0	0	1	0	
ROBERT PETROVICKY	42	3	6	9	45	0	0	0	0	
JIM MCKENZIE	64	3	6	9	202	0	0	0	0	
DAN KECZMER	23	4	4	8	28	2	0	1	0	
DOUG HOUDA	60	2	6	8	167	0	0	0	0	
MARK GREIG	22	1	7	8	27	0	0	0	0	
JOE DAY	24	1	7	8	47	0	0	0	0	
RANDY LADOUCEUR	62	2	4	6	109	0	0	0	0	
TIM KERR	22	0	6	6	7	0	0	0	0	
ROBERT KRON	13	4	2	6	4	2	0	0	0	
JAMIE LEACH	19	3	2	5	2	0	0	0	0	
ALLEN PEDERSEN	59	1	4	5	60	0	0	0	0	
PAUL GILLIS	21	1	1	2	40	0	0	0	0	
SEAN BURKE	50	0	2	2	25	0	0	0	0	
CHRIS GOVEDARIS	7	1	0	1	0	0	0	0	0	
MARIO GOSSELIN	16	0	1	1	0	0	0	0	0	
CORRIE D'ALESSIO	1	0	0	0	0	0	0	0	0	
SCOTT DANIELS	1	0	0	0	19	0	0	0	0	
BARRY NIECKAR	2	0	0	0	2	0	0	0	0	
MIKE LENARDUZZI	3	0	0	0	0	0	0	0	0	
JIM AGNEW	16	0	0	0	68	0	0	0	0	
FRANK PIETRANGELO	30	0	0	0	4	0	0	0	0	

PLAYER	GOALTENDING					
	GP	MINS	GA	GAA	SO	W-L-T
CORRIE D'ALESSIO	1	11	0	0.00	0	0-0-0
MIKE LENARDUZZI	3	168	9	3.21	0	1-1-1
MARIO GOSSELIN	16	867	57	3.94	0	5-9-1
SEAN BURKE	50	2656	184	4.16	0	16-27-3
FRANK PIETRANGELO	30	1373	111	4.85	0	4-15-1

### SEASON HIGHLIGHTS

- Geoff Sanderson represents the Whalers in the NHL All-Star Skills Competition, and he is chosen as Hartford's MVP by his teammates. Sanderson leads the team with 46 goals and 89 points, including a club record 21 power play goals.
- Andrew Cassels leads the Whalers in assists with 65 in his first full season in Hartford.
- Brian Burke joins the Whalers as general manager.
- Nick Kypreos ties a club record with 42 penalty minutes on December 11 at Buffalo en route to winning the Favorite Whaler and Heavy Hitter awards.
- Captain Pat Verbeek registers his first two hat tricks as a Whaler against Edmonton 2/20 and the New York Islanders 2/28.

# 1991-92 IN REVIEW

## CLOSING GAME ROSTER vs. Philadelphia Flyers (away 4/15/92)

<b>3</b> Zarley Zalapski	D	<b>11</b> John Cullen	C	<b>24</b> Bobby Holik	RW	<b>35</b> Kay Whitmore	G
<b>5</b> Steve Konroyd	D	<b>12</b> Murray Craven	LW	<b>25</b> Mark Bergevin	D	<b>36</b> Daniel Shank	RW
<b>6</b> Adam Burt	D	<b>16</b> Pat Verbeek	LW	<b>26</b> Mark Hunter	RW	<b>37</b> Patrick Poulin	LW
<b>7</b> Randy Cunneynworth	LW	<b>20</b> Yvon Corriveau	LW	<b>29</b> Randy Ladouceur	D	<b>40</b> Frank Pietrangelo	G
<b>8</b> Geoff Sanderson	LW	<b>21</b> Andrew Cassels	C	<b>34</b> Mikael Anderson	C	<b>46</b> Todd Richards	D

### FINAL ADAMS DIVISION STANDINGS

	GP	W	L	T	GF	GA	PTS
MONTREAL	80	41	28	11	267	207	93
BOSTON	80	36	32	12	270	275	84
BUFFALO	80	31	37	12	289	299	74
HARTFORD*	80	26	41	13	247	283	65
QUEBEC	80	20	48	12	255	318	52

\*Lost to Montreal in Adams Division Semi-Finals, 4-3.

### FINAL STATISTICS (Whalers games only)

PLAYER	SCORING								
	GP	G	A	PTS	PIM	PP	SH	GW	GT
JOHN CULLEN	77	26	51	77	141	10	0	4	0
PAT VERBEEK	76	22	35	57	243	10	0	3	0
ZARLEY ZALAPSKI	79	20	37	57	116	4	0	3	1
MURRAY CRAVEN	61	24	30	54	38	8	4	1	1
MIKAEL ANDERSSON	74	18	29	47	14	1	3	1	0
BOBBY HOLIK	76	21	24	45	44	1	0	2	1
ANDREW CASSELS	67	11	30	41	18	2	2	3	0
GEOFF SANDERSON	64	13	18	31	18	2	0	1	0
ROB BROWN	42	16	15	31	39	13	0	2	2
BRAD SHAW	62	3	22	25	44	0	0	0	0
ADAM BURT	66	9	15	24	93	4	0	1	0
MARC BERGEVIN	75	7	17	24	64	4	1	1	0
MARK HUNTER	63	10	13	23	159	5	0	0	0
YVON CORRIVEAU	38	12	8	20	36	3	0	0	0
RANDY CUNNEYWORTH	39	7	10	17	71	0	0	1	0
STEVE KONROYD	33	2	10	12	32	1	0	0	0
JAMES BLACK	30	4	6	10	14	1	0	1	0
RANDY LADOUCEUR	74	1	9	10	127	0	0	0	0
DOUG HOUDA	56	3	6	9	125	1	0	1	0
MICHEL PICARD	25	3	5	8	6	1	0	0	0
JIM MCKENZIE	67	5	1	6	87	0	0	0	1
KEVIN DINEEN	16	4	2	6	23	1	0	1	0
MARK GREIG	17	0	5	5	6	0	0	0	0
ED KASTELIC	25	1	3	4	61	0	0	0	0
JOHN STEVENS	21	0	4	4	19	0	0	0	0
BARRY PEDERSON	5	2	2	4	0	1	0	0	0
PAUL CYR	17	0	3	3	19	0	0	0	0
JOE DAY	24	0	3	3	10	0	0	0	0
DANIEL SHANK	13	2	0	2	18	0	0	0	0
TERRY YAKE	15	1	1	2	4	0	0	0	0
PAUL GILLIS	12	0	2	2	48	0	0	0	0
PETER SIDORKIEWICZ	35	0	1	1	2	0	0	0	0
KAY WHITMORE	45	0	1	1	16	0	0	0	0
JERGUS BACA	1	0	0	0	0	0	0	0	0
DAN KECZMER	1	0	0	0	0	0	0	0	0
PATRICK POULIN	1	0	0	0	2	0	0	0	0
MIKE TOMLAK	6	0	0	0	0	0	0	0	0
TODD RICHARDS	6	0	0	0	2	0	0	0	0
FRANK PIETRANGELO	5	0	0	0	0	0	0	0	0
LEE NORWOOD	6	0	0	0	16	0	0	0	0
CHRIS TANCILL	10	0	0	0	2	0	0	0	0

PLAYER	GOALTENDING					
	GP	MINS	GA	GAA	SO	W-L-T
KAY WHITMORE	45	2567	155	3.62	3	14-21-6
PETER SIDORKIEWICZ	35	1995	111	3.34	2	9-19-6
FRANK PIETRANGELO	5	306	12	2.35	0	3-1-1

### COMPLETE RESULTS (\*Overtime)

DATE	W/L	SCORE	OPP.	DATE	W/L	SCORE	OPP.
10/5	L	2-4	at QUE	1/15	L	3-4	BOS
10/8	T	2-2*	MTL	1/16	L	3-4*	at BOS
10/12	W	5-2	NYR	1/21	T	3-3*	WIN
10/14	W	4-3	at MTL	1/25	T	4-4*	BOS
10/16	W	3-2	at WIN	1/26	L	1-3	at MTL
10/19	W	4-1	BUF	1/28	L	3-4	MIN
10/23	W	3-0	SJ	1/31	L	1-4	at EDM
10/26	L	2-4	CHI	2/1	T	4-4*	at VAN
10/27	L	1-5	at BUF	2/4	L	5-6	at SJ
10/30	T	4-4*	LA	2/6	T	5-5*	at LA
11/1	L	5-8	at DET	2/9	T	4-4*	MIN
11/2	W	6-5	at PIT	2/11	W	5-1	BUF
11/6	L	2-3	CGY	2/13	L	1-3	EDM
11/9	W	4-3	at STL	2/15	L	1-4	at NJ
11/10	L	0-3	CHI	2/16	L	4-5	at BUF
11/12	W	5-4	QUE	2/19	T	2-2*	MTL
11/14	T	2-2*	MTL	2/22	W	4-0	QUE
11/16	L	4-5*	BOS	2/23	L	0-4	DET
11/17	W	3-1	at TOR	2/25	L	2-5	STL
11/22	L	2-8	at NJ	2/27	W	8-4	at PIT
11/23	L	2-3	WSH	2/29	W	5-4*	at MIN
11/25	L	2-5	at QUE	3/1	L	4-9	at NYR
11/27	W	7-3	at PHI	3/3	W	4-0	BOS
11/30	W	3-2	MTL	3/5	L	4-10	QUE
12/1	L	4-5	BOS	3/7	L	1-5	VAN
12/4	L	0-3	TOR	3/9	L	0-2	at QUE
12/7	T	6-6*	BUF	3/11	W	4-0	LA
12/13	W	8-4	at BUF	3/13	W	1-0	at WIN
12/14	L	2-6	NYR	3/14	L	1-3	at EDM
12/17	L	2-4	NYI	3/16	W	4-3	at CGY
12/19	L	1-4	NJ	3/18	L	2-3	at VAN
12/21	L	2-3*	at MTL	3/21	L	4-5	SJ
12/23	W	4-3	BUF	3/22	T	2-2*	PIT
12/26	L	2-3	at BOS	3/24	W	8-2	at WSH
12/28	L	1-4	at QUE	3/26	L	2-7	at STL
12/29	W	6-4	NYI	3/28	L	1-3	CHI
1/2	W	4-1	QUE	3/29	T	2-2*	at BUF
1/4	T	2-2*	WSH	4/12	W	4-2	PHI
1/9	L	1-2	at NYI	4/13	L	3-6	at BOS
1/11	L	2-3	at MTL	4/15	W	4-3*	at PHI

### MAJOR TRADES

- 09/17/91** – Andrew Cassels is acquired from MTL for a 1992 second-round draft pick (Valeri Bure).
- 11/13/91** – Murray Craven and a 1992 fourth-round draft pick (Kevin Smyth) acquired from PHI for Kevin Dineen.
- 01/24/92** – Steve Konroyd is acquired from CHI for Rob Brown.
- 03/10/92** – Frank Pietrangelo is acquired from PIT for 1994 third- and seventh-round picks (Sven Butenschon and Serge Habin).
- 07/08/92** – Tim Kerr is acquired from NYR for a 1993 seventh-round draft pick (Sergei Kondrashkin).

### SEASON HIGHLIGHTS

- Rick Ley is replaced as coach of the club by Jim Roberts – June 7, 1991.
- Jim Roberts becomes the seventh head coach in the 12-year history of the Hartford Whalers – June 7, 1991.
- Jay Leach is named head coach of the Springfield Indians, replacing Roberts – August 7, 1991.
- John Cullen is chosen by his teammates as the team's MVP, and is selected to represent the Whalers in the NHL All-Star Game.

## CLOSING GAME ROSTER vs. Boston Bruins (away 4/13/91)

<b>3</b> Zarley Zalapski	D	<b>17</b> Todd Krygier	LW	<b>27</b> Doug Houda	D	<b>35</b> Kay Whitmore	G
<b>4</b> Rob Brown	RW	<b>18</b> Paul Cyr	LW	<b>28</b> Mike Tomlak	C	<b>38</b> Terry Yake	C
<b>11</b> Kevin Dineen	RW	<b>20</b> Yvon Corriveau	LW	<b>29</b> Randy Ladouceur	D	<b>46</b> Todd Richards	D
<b>12</b> Dean Evason	C	<b>21</b> Sylvain Cote	D	<b>30</b> Peter Sidorkiewicz	G		
<b>15</b> John Cullen	C	<b>24</b> Bobby Holik	RW	<b>32</b> Brad Shaw	D		
<b>16</b> Pat Verbeek	RW	<b>26</b> Mark Hunter	RW	<b>33</b> Jim McKenzie	LW		

### FINAL ADAMS DIVISION STANDINGS

	GP	W	L	T	GF	GA	PTS
BOSTON	80	44	24	12	299	264	100
MONTREAL	80	39	30	11	273	249	89
BUFFALO	80	31	30	19	292	278	81
HARTFORD*	80	31	38	11	238	276	73
QUEBEC	80	16	50	14	236	354	46

\*Lost to Boston in Adams Division Semifinals 4-2.

### COMPLETE RESULTS (\*Overtime)

DATE	W/L	SCORE	OPP.	DATE	W/L	SCORE	OPP.
10/4	T	3-3*	QUE	1/2	W	5-2	at VAN
10/6	W	5-4	NYR	1/5	W	4-3	WIN
10/8	L	3-5	at MTL	1/8	L	3-4*	at LA
10/10	W	4-3	BUF	1/10	W	5-4	at VAN
10/12	L	2-4	at DET	1/12	T	2-2*	at TOR
10/13	W	5-2	MTL	1/13	L	3-4	at NYR
10/16	T	1-1*	at QUE	1/16	W	4-3	LA
10/17	W	3-1	at TOR	1/23	W	5-4	CGY
10/19	L	2-5	at LA	1/24	L	0-3	at BOS
10/24	L	0-3	at MIN	1/26	W	5-3	PHI
10/27	L	2-4	VAN	1/29	L	1-8	NYI
10/28	L	0-5	at BUF	1/31	L	3-4*	at STL
10/31	L	2-4	MTL	2/2	W	2-0	at PHI
11/3	L	1-4	STL	2/3	T	1-1*	at NYI
11/6	T	1-1*	CHI	2/6	W	5-1	EDM
11/9	L	4-5	at WIN	2/9	L	2-5	CGY
11/10	W	3-2	at MIN	2/10	W	3-1	CHI
11/14	W	3-1	BOS	2/13	W	6-2	DET
11/15	W	4-2	at NJ	2/15	L	3-5	at NYR
11/17	W	4-2	WSH	2/16	W	2-1	at MTL
11/21	T	4-4*	QUE	2/20	W	5-3	MTL
11/23	W	4-3	at BOS	2/23	L	4-5	BUF
11/24	L	3-4	BOS	2/24	T	5-5*	at BUF
11/28	L	3-4	QUE	2/26	L	4-5	at WIN
11/29	W	6-4	at PIT	2/28	L	3-6	at CHI
12/1	L	2-4	EDM	3/2	T	3-3*	at QUE
12/3	W	4-2	at MTL	3/3	T	4-4*	TOR
12/5	L	3-4	MTL	3/5	L	1-4	STL
12/7	W	4-3*	at BUF	3/9	L	2-5	PIT
12/8	W	3-1	PIT	3/10	L	1-2	QUE
12/12	L	1-5	BOS	3/12	W	3-2	at WSH
12/13	L	2-8	at BOS	3/14	W	4-2	DET
12/15	W	3-2	at WSH	3/16	W	6-2	NJ
12/18	L	3-4*	BUF	3/17	L	1-6	at BUF
12/20	L	2-4	at NYI	3/19	T	1-1*	BOS
12/22	W	1-0	PHI	3/23	L	3-7	at QUE
12/23	L	2-5	MIN	3/25	L	2-3*	at MTL
12/26	W	4-1	at QUE	3/27	L	3-4*	at NJ
12/29	L	2-8	at CGY	3/30	T	5-5*	BUF
12/30	L	3-4	at EDM	3/31	L	3-7	at BOS

### MAJOR TRADES

**12/02/90** – Rob Brown is acquired from PIT for Scott Young.

**02/20/91** – Doug Houda is acquired from DET for Doug Crossman.

**03/04/91** – John Cullen, Zarley Zalapski and Jeff Parker are acquired from PIT for Ron Francis, Ulf Samuelsson and Grant Jennings.

### FINAL STATISTICS (W/Whalers games only)

PLAYER	SCORING									
	GP	G	A	PTS	PIM	PP	SH	GW	GT	
PAT VERBEEK	80	43	39	82	246	15	0	5	1	
RON FRANCIS	67	21	55	76	51	10	1	6	0	
KEVIN DINEEN	61	17	30	47	104	4	0	2	0	
BOBBY HOLIK	78	21	22	43	113	8	0	3	0	
ROB BROWN	44	18	24	42	101	10	0	2	0	
RAY FERRARO	61	19	16	35	52	5	0	1	1	
BRAD SHAW	72	4	28	32	29	2	0	1	0	
TODD KRYGIER	72	13	17	30	95	3	0	2	3	
DEAN EVASON	75	6	23	29	170	1	0	0	0	
PAUL CYR	70	12	13	25	107	0	1	2	0	
DOUG CROSSMAN	41	4	19	23	19	2	0	0	0	
CAREY WILSON	45	8	15	23	16	4	0	1	0	
ULF SAMUELSSON	62	3	18	21	174	0	0	0	0	
SYLVAIN COTE	73	7	12	19	17	1	0	0	0	
JOHN CULLEN	13	8	8	16	18	4	0	1	0	
MIKE TOMLAK	64	8	8	16	55	0	1	0	0	
SCOTT YOUNG	34	6	9	15	8	3	1	2	0	
RANDY CUNNEYWORTH	32	9	5	14	49	0	0	1	0	
MIKAEL ANDERSSON	41	4	7	11	8	0	0	0	0	
ADAM BURT	42	2	7	9	63	1	0	1	0	
MARK HUNTER	11	4	3	7	40	1	0	0	0	
JIM MCKENZIE	41	4	3	7	108	0	0	0	0	
DAVE BABYCH	8	0	6	6	4	0	0	0	0	
ZARLEY ZALAPSKI	11	3	3	6	6	3	0	0	0	
GRANT JENNINGS	44	1	4	5	82	0	0	0	0	
TERRY YAKE	19	1	4	5	10	0	0	1	0	
RANDY LADOUCEUR	67	1	3	4	118	0	0	0	0	
CHRIS GOVEDARIS	14	1	3	4	4	0	0	1	0	
ED KASTELIC	45	2	2	4	211	0	0	0	0	
TODD RICHARDS	2	0	4	4	2	0	0	0	0	
PETER SIDORKIEWICZ	52	0	4	4	6	0	0	0	0	
DOUG HOUDA	19	1	2	3	41	0	0	0	1	
YVON CORRIVEAU	23	1	1	2	18	0	0	0	0	
CHRIS TANCILL	9	1	1	2	4	0	1	0	0	
JERGUS BACA	9	0	2	2	14	0	0	0	0	
GEOFF SANDERSON	2	1	0	1	0	0	0	0	0	
JOHN STEVENS	14	0	1	1	11	0	0	0	0	
MICHEL PICARD	5	1	0	1	2	0	0	0	0	
KAY WHITMORE	18	0	1	1	4	0	0	0	0	
BRIAN CHAPMAN	3	0	0	0	29	0	0	0	0	
MARC BERGEVIN	4	0	0	0	4	0	0	0	0	
MARK GREIG	4	0	0	0	0	0	0	0	0	
JAMES BLACK	1	0	0	0	0	0	0	0	0	
JEFF PARKER	4	0	0	0	2	0	0	0	0	
ROSS MCKAY	1	0	0	0	0	0	0	0	0	
DARYL REAUGH	20	0	0	0	4	0	0	0	0	

### GOALTENDING

PLAYER	GP	MINS	GA	GAA	SO	W-L-T
PETER SIDORKIEWICZ	52	2953	164	3.33	1	21-22-7
DARYL REAUGH	20	1010	53	3.15	1	7-7-1
KAY WHITMORE	18	850	52	3.67	0	3-9-3
ROSS MCKAY	1	35	3	5.14	0	0-0-0

### SEASON HIGHLIGHTS

- Pat Verbeek is chosen by his teammates as team MVP, and he is the Whalers' representative in the NHL All-Star Game.
- John Cullen finishes fifth in the NHL scoring race with 110 points, the highest point total ever recorded by a Whaler in the team's WHA and NHL history.
- Kevin Dineen is selected as the NHL Budweiser Man-of-the-Year.



# 1989-90 IN REVIEW

## CLOSING GAME ROSTER vs. Boston Bruins (home 4/17/90)

<b>5</b> Ulf Samuelsson	D	<b>12</b> Dean Evason	C	<b>21</b> Sylvain Cote	D	<b>29</b> Randy Ladouceur	D
<b>7</b> Randy Cunneynworth	LW	<b>14</b> Chris Govedaris	RW	<b>25</b> Grant Jennings	D	<b>30</b> Peter Sidorkiewicz	G
<b>8</b> Jody Hull	RW	<b>15</b> Dave Tippett	LW	<b>26</b> Ray Ferraro	C	<b>32</b> Brad Shaw	D
<b>10</b> Ron Francis	C	<b>16</b> Pat Verbeek	RW	<b>27</b> Scott Young	RW	<b>35</b> Kay Whitmore	G
<b>11</b> Kevin Dineen	RW	<b>17</b> Todd Krygier	LW	<b>28</b> Mike Tomlak	C	<b>44</b> Dave Babych	D

### FINAL ADAMS DIVISION STANDINGS

	GP	W	L	T	GF	GA	PTS
BOSTON	80	46	25	9	289	232	101
BUFFALO	80	45	27	8	286	248	98
MONTREAL	80	41	28	11	288	234	93
HARTFORD*	80	38	33	9	275	268	85
QUEBEC	80	12	61	7	240	407	31

\*Lost to Boston in Adams Division Semifinals 4-3.

### FINAL STATISTICS (Walers games only)

PLAYER	SCORING									
	GP	G	A	PTS	PIM	PP	SH	GW	GT	
RON FRANCIS	80	32	69	101	73	15	1	5	1	
PAT VERBEEK	80	44	45	89	228	14	0	5	1	
KEVIN DINEEN	67	25	41	66	164	8	2	2	2	
SCOTT YOUNG	80	24	40	64	47	10	2	5	0	
RAY FERRARO	79	25	29	54	109	7	0	4	1	
DEAN EVASON	78	18	25	43	138	2	2	2	0	
DAVE BABYCH	72	6	37	43	62	4	0	1	0	
MIKAEL ANDERSSON	50	13	24	37	6	1	2	2	0	
BRAD SHAW	64	3	32	35	30	3	0	0	0	
TODD KRYGIER	58	18	12	30	52	5	1	3	1	
RANDY CUNNEYWORTH	43	9	9	18	41	2	0	1	0	
DAVE TIPPETT	66	8	19	27	32	0	1	3	0	
MIKE TOMLAK	70	7	14	21	48	1	1	2	0	
YVON CORRIVEAU	13	4	1	5	20	0	0	0	0	
JODY HULL	38	7	10	17	21	2	0	0	0	
RANDY LADOUCEUR	71	3	12	15	126	0	0	0	0	
ULF SAMUELSSON	55	2	11	13	177	0	0	0	0	
ADAM BURT	63	4	8	12	105	1	0	0	1	
GRANT JENNINGS	64	3	6	9	171	0	0	0	0	
ED KASTELIC	67	6	2	8	198	0	0	0	0	
SYLVAIN COTE	28	4	2	6	14	1	0	1	1	
JOEL QUENNEVILLE	44	1	4	5	34	0	0	0	0	
BRIAN LAWTON	13	2	1	3	6	1	0	0	0	
TOM MARTIN	21	1	2	3	37	0	0	0	0	
TERRY YAKE	2	0	1	1	0	0	0	0	0	
JIM CULHANE	6	0	1	1	6	0	0	0	0	
KAY WHITMORE	9	0	1	1	4	0	0	0	0	
CHRIS GOVEDARIS	12	0	1	1	6	0	0	0	0	
PETER SIDORKIEWICZ	46	0	1	1	4	0	0	0	0	
MIKE LIUT	29	0	0	0	0	0	0	0	0	
JAMES BLACK	1	0	0	0	0	0	0	0	0	
BOB BODAK	1	0	0	0	7	0	0	0	0	
ALLEN TUER	2	0	0	0	6	0	0	0	0	
JIM MCKENZIE	5	0	0	0	4	0	0	0	0	
STEVE DYKSTRA	9	0	0	0	2	0	0	0	0	
MARC LAFORGE	9	0	0	0	43	0	0	0	0	

PLAYER	GOALTENDING					
	GP	MINS	GA	GAA	SO	W-L-T
MIKE LIUT	29	1683	74	2.64	3	15-12-1
KAY WHITMORE	9	442	26	3.53	0	4-2-1
PETER SIDORKIEWICZ	46	2703	161	3.57	1	19-19-7

### SEASON HIGHLIGHTS

- Ron Francis selected to play in his fourth NHL All-Star Game.
  - Pat Verbeek is only NHL player to lead team in goals (44) and penalty minutes (228).
  - Whalers produce second best record to date in their NHL history with 38-33-9 mark.
  - Whalers sign 1989 first-round draft choice Bobby Holik to multi-year contract.
- Holik was visiting the U.S. after agreement was reached to allow him to play for Hartford in 1990-91 season.
- Whalers select Mikael Andersson in NHL Waiver Draft. Andersson goes on to tally career-high 37 points in 50 games.

### COMPLETE RESULTS (\*Overtime)

DATE	W/L	SCORE	OPP.	DATE	W/L	SCORE	OPP.
10/5	L	1-4	MTL	1/5	L	4-6	at CGY
10/7	L	4-6	MIN	1/6	T	4-4*	at EDM
10/8	W	9-6	at QUE	1/10	W	3-1	at VAN
10/11	W	4-1	WSH	1/13	W	6-3	at LA
10/13	L	1-4	at BUF	1/15	L	1-4	at BOS
10/14	L	2-3	NJ	1/17	T	5-5*	BOS
10/18	W	2-1	BUF	1/19	T	3-3*	CGY
10/19	L	3-7	at NYR	1/23	W	4-2	NYI
10/21	T	3-3*	DET	1/25	L	2-3	at STL
10/23	L	2-3	at MTL	1/27	W	6-4	CHI
10/25	W	2-0	QUE	1/30	T	4-4*	EDM
10/26	W	7-3	at NJ	2/1	L	1/2	at PHI
10/28	W	1-0	at BOS	2/3	W	5-1	at QUE
11/1	L	3-5	STL	2/4	L	0-2	at MTL
11/3	W	4-3	at DET	2/7	W	5-3	at MIN
11/4	W	6-3	LA	2/9	L	1-4	VAN
11/8	L	3-6	BUF	2/10	W	6-2	TOR
11/10	W	4-2	at WIN	2/14	T	6-6*	at TOR
11/12	L	2-4	at CHI	2/17	L	3-7	at MTL
11/14	W	3-0	at DET	2/18	W	6-4	at BUF
11/15	L	2-5	BOS	2/21	W	3-2	QUE
11/18	L	2-3	NYR	2/23	L	3-7	at BUF
11/22	L	2-4	QUE	2/24	L	1-3	WIN
11/25	W	5-2	PHI	2/28	W	3-1	MTL
11/26	L	2-4	at BUF	3/2	W	4-3	at WSH
11/28	L	2-4	BUF	3/3	W	6-4	NYR
11/30	W	5-3	at STL	3/6	W	4-2	at NYI
12/2	W	4-3	at MON	3/8	L	6-7	TOR
12/6	L	3-4	NYI	3/10	L	0-5	BUF
12/7	W	4-3	at BOS	3/11	L	3-4	BOS
12/9	W	7-3	NJ	3/13	W	1-0	at VAN
12/13	L	2-5	LA	3/17	L	4-5	at CGY
12/14	W	3-2	at PHI	3/18	W	3-1	at EDM
12/16	L	2-5	WSH	3/21	W	4-1	QUE
12/19	W	8-4	at PIT	3/24	W	7-4	MTL
12/20	W	4-3	BOS	3/25	W	4-2	PIT
12/23	W	4-3	MIN	3/27	T	3-3*	at PIT
12/26	T	3-3*	at QUE	3/29	L	2-3	at BOS
12/30	L	3-7	at CHI	3/31	W	3-2	at QUE
1/3	L	2-4	WIN	4/1	T	1-1*	MTL

### MAJOR TRADES

- 06/17/89** – Obtained Pat Verbeek from NJ for Sylvain Turgeon.
- 12/13/89** – Obtained Randy Cunneynworth from WPG for Paul MacDermid.
- 03/05/90** – Obtained Yvon Corriveau from WSH for Mike Liut.

## CLOSING GAME ROSTER vs. Montreal Canadiens (home 4/9/89)

<b>3</b> Joel Quenneville	D	<b>12</b> Dean Evason	C	<b>21</b> Sylvain Cote	D	<b>30</b> Peter Sidorkiewicz	G
<b>5</b> Ulf Samuelsson	D	<b>14</b> Don Maloney	LW	<b>23</b> Paul MacDermid	RW	<b>32</b> Brad Shaw	D
<b>7</b> Brian Lawton	C	<b>15</b> Dave Tippett	LW	<b>25</b> Grant Jennings	D	<b>33</b> Norm Maciver	D
<b>10</b> Ron Francis	C	<b>16</b> Sylvain Turgeon	LW	<b>26</b> Ray Ferraro	C	<b>35</b> Kay Whitmore	G
<b>11</b> Kevin Dineen	RW	<b>20</b> John Anderson	LW	<b>27</b> Scott Young	RW	<b>44</b> Dave Babych	D

## FINAL ADAMS DIVISION STANDINGS

	GP	W	L	T	GF	GA	PTS
MONTREAL	80	53	18	9	315	218	115
BOSTON	80	37	29	14	289	256	88
BUFFALO	80	38	35	7	291	299	83
HARTFORD*	80	37	38	5	299	290	79
QUEBEC	80	27	46	7	262	342	61

\*Lost to Montreal in Adams Division Semifinals 4-0.

## COMPLETE RESULTS (\*Overtime)

DATE	W/L	SCORE	OPP.	DATE	W/L	SCORE	OPP.
10/6	L	2-5	QUE	1/10	W	2-1	at WIN
10/8	L	2-6	BOS	1/14	L	6-9	at LA
10/9	L	1-3	at BOS	1/16	L	3-5	at TOR
10/12	W	4-3	at NYR	1/18	L	1-3	at MTL
10/15	W	7-5	CHI	1/19	W	6-4	MTL
10/19	L	4-5	at MTL	1/21	W	5-4	LA
10/22	W	8-6	PHI	1/23	W	5-0	at QUE
10/26	W	7-1	at BUF	1/25	T	3-3*	STL
10/28	L	3-5	at NJ	1/27	W	8-6	at NJ
10/29	W	3-0	NJ	1/28	L	2-3*	QUE
11/1	L	3-5	MTL	1/31	L	3-5	BUF
11/3	W	5-3	at BOS	2/3	L	0-1	at WSH
11/3	L	3-6	MTL	2/4	L	3-5	at NYI
11/5	L	2-3	VAN	2/9	W	5-2	BUF
11/7	L	3-6	at CGY	2/11	W	7-3	WIN
11/9	T	1-1*	at VAN	2/15	W	4-2	at TOR
11/10	L	2-7	at LA	2/18	W	4-3	at MIN
11/12	W	3-1	at MIN	2/19	L	6-7*	at WIN
11/16	L	3-4	DET	2/21	L	4-7	at EDM
11/18	L	2-3	at WSH	2/23	W	4-2	QUE
11/19	L	2-5	CGY	2/25	L	1-9	BOS
11/23	W	4-3	QUE	2/26	W	8-6	PIT
11/26	W	4-2	at QUE	2/28	W	3-1	at NYI
12/2	W	6-1	at BUF	3/2	W	2-1	VAN
12/3	L	2-4	MIN	3/4	L	1-6	MTL
12/6	W	9-0	BUF	3/5	W	3-0	TOR
12/8	W	5-4	NYR	3/8	W	7-3	EDM
12/10	W	4-1	CGY	3/11	L	3-5	at MTL
12/14	L	3-4	at CHI	3/12	T	3-3*	PHI
12/15	T	3-3*	at STL	3/14	W	8-2	NYI
12/17	L	2-4	EDM	3/16	L	1-6	BUF
12/19	L	1-2	at MTL	3/18	L	2-8	WSH
12/21	L	3-4	BOS	3/19	W	3-2	at BOS
12/23	L	4-5	at PHI	3/22	W	4-2	BOS
12/26	L	3-4*	PIT	3/23	L	3-6	at QUE
12/28	T	4-4*	at QUE	3/25	W	4-0	STL
12/30	W	4-3	DET	3/28	L	2-4	at BUF
12/31	W	3-2	at DET	3/30	W	9-5	at PIT
1/2	L	4-5	at NYR	4/1	W	6-1	CHI
1/4	W	5-4*	at BUF	4/2	L	2-3	at BOS

## MAJOR TRADES

**07/09/88** – Obtained Ed Kastelic and Grant Jennings from WSH for Mike Millar and Neil Sheehy.

**12/26/88** – Obtained Don Maloney, Brian Lawton and Norm Maciver from NYR for Carey Wilson and a fifth-round 1990 draft choice (Lubos Rob).

## FINAL STATISTICS (Whalers games only)

PLAYER	SCORING									
	GP	G	A	PTS	PIM	PP	SH	GW	GT	
KEVIN DINEEN	79	45	44	89	167	20	1	4	0	
RON FRANCIS	69	29	48	77	36	8	0	4	0	
RAY FERRARO	80	41	35	76	86	11	0	7	0	
SCOTT YOUNG	76	19	40	59	27	6	0	2	0	
DAVE BABYCH	70	6	41	47	54	4	0	2	0	
PAUL MacDERMID	74	17	27	44	141	5	0	3	2	
DAVE TIPPETT	80	17	24	41	45	1	2	1	0	
JOHN ANDERSON	62	16	24	40	28	1	0	0	0	
ULF SAMUELSSON	71	9	26	35	181	3	0	2	0	
JODY HULL	60	16	18	34	10	6	0	2	0	
SYLVAIN TURGEON	42	16	14	30	40	7	0	1	0	
DEAN EVASON	67	11	17	28	60	0	0	0	0	
BRIAN LAWTON	35	10	16	26	28	7	0	2	0	
NORM MACIVER	37	1	22	23	24	1	0	0	0	
SYLVAIN COTE	78	8	9	17	49	1	0	0	0	
BRENT PETERSON	66	4	13	17	61	0	0	2	0	
DON MALONEY	21	3	11	14	23	1	0	1	0	
TOM MARTIN	38	7	6	13	113	0	0	1	0	
GRANT JENNINGS	55	3	10	13	159	0	0	0	0	
JOEL QUENNEVILLE	69	4	7	11	32	0	0	0	0	
RANDY LADOUCEUR	75	2	5	7	95	0	0	0	0	
PETER SIDORKIEWICZ	44	0	3	3	0	0	0	0	0	
DALLAS GAUME	4	1	1	2	0	0	0	0	0	
KAY WHITMORE	3	0	2	2	0	0	0	0	0	
MARK REEDS	7	0	2	2	6	0	0	0	0	
ED KASTELIC	10	0	2	2	15	0	0	0	0	
BRAD SHAW	3	1	0	1	0	1	0	0	0	
JIM PAVESE	5	0	0	0	5	0	0	0	0	
JIM THOMSON	5	0	0	0	14	0	0	0	0	
TERRY YAKE	2	0	0	0	0	0	0	0	0	
ALLAN TUER	4	0	0	0	23	0	0	0	0	
ADAM BURT	5	0	0	0	6	0	0	0	0	
MIKE LIUT	35	0	0	0	0	0	0	0	0	

PLAYER	GOALTENDING					
	GP	MINS	GA	GAA	SO	W-L-T
PETER SIDORKIEWICZ	44	2634	133	3.03	4	22-18-4
KAY WHITMORE	3	180	10	3.33	0	2-1-0
MIKE LIUT	35	2004	142	4.25	1	13-19-1

## SEASON HIGHLIGHTS

- Kevin Dineen plays in the NHL All-Star Game for the third consecutive season – February 7, 1989.
- Dineen paces all Adams Division players with 45 goals and 89 points.
- Peter Sidorkiewicz named to NHL All-Rookie team.
- Dave Tippett extends consecutive games played streak to 417.
- At the conclusion of the season, Ed Johnston is named vice president and general manager, replacing Emile Francis, who stays as team president – May 11, 1989. Larry Pleau is fired as head coach, May 16, and replaced by Rick Ley, June 7.

# 1987-88 IN REVIEW

## CLOSING GAME ROSTER vs. Montreal Canadiens (away 4/14/88)

<b>0</b> Neil Sheehy	D	<b>11</b> Kevin Dineen	RW	<b>20</b> John Anderson	LW	<b>29</b> Randy Ladouceur	D
<b>1</b> Mike Liut	G	<b>12</b> Dean Evason	C	<b>21</b> Sylvain Cote	D	<b>31</b> Richard Brodeur	G
<b>3</b> Joel Quenneville	D	<b>15</b> Dave Tippett	LW	<b>23</b> Paul MacDermid	RW	<b>32</b> Torrie Robertson	LW
<b>7</b> Stewart Gavin	RW	<b>16</b> Sylvain Turgeon	LW	<b>25</b> Mike McEwen	D	<b>33</b> Carey Wilson	C
<b>10</b> Ron Francis	C	<b>17</b> Brent Peterson	C	<b>27</b> Scott Young	RW	<b>44</b> Dave Babych	D

### FINAL ADAMS DIVISION STANDINGS

	GP	W	L	T	GF	GA	PTS
MONTREAL	80	45	22	13	298	238	103
BOSTON	80	44	30	6	300	251	94
BUFFALO	80	37	32	11	283	305	85
HARTFORD*	80	35	38	7	249	267	77
QUEBEC	80	32	43	5	271	306	69

\*Lost to Montreal in Adams Division Semifinals 4-2.

### FINAL STATISTICS (Whalers games only)

PLAYER	SCORING								
	GP	G	A	PTS	PIM	PP	SH	GW	GT
RON FRANCIS	80	25	50	75	87	11	1	3	0
KEVIN DINEEN	74	25	25	50	217	5	0	4	1
RAY FERRARO	68	21	29	50	81	6	0	2	0
DAVE BABYCH	71	14	36	50	54	10	0	2	1
SYLVAIN TURGEON	71	23	26	49	71	13	0	3	0
JOHN ANDERSON	63	17	32	49	20	9	0	3	0
ULF SAMUELSSON	76	8	33	41	159	3	0	0	0
CAREY WILSON	36	18	20	38	22	7	1	5	0
DAVE TIPPETT	80	16	21	37	32	1	2	2	0
PAUL MacDERMID	80	20	15	35	139	4	0	2	0
DEAN EVASON	77	10	18	28	115	5	0	0	0
SYLVAIN COTE	67	7	21	28	30	0	1	1	0
STEWART GAVIN	56	11	10	21	59	2	3	1	1
MIKE MILLAR	28	7	7	14	6	4	0	2	0
TORRIE ROBERTSON	63	2	8	10	293	0	0	1	0
LINDSAY CARSON	27	5	4	9	30	1	1	1	0
PAUL LAWLESS	28	4	5	9	16	0	0	1	0
SCOT KLEINENDORST	44	3	6	9	86	0	0	0	0
BRENT PETERSON	52	2	7	9	40	0	0	0	1
JOEL QUENNEVILLE	77	1	8	9	44	0	0	0	0
RANDY LADOUCEUR	68	1	7	8	91	0	0	1	0
DANA MURZYN	33	1	6	7	45	1	0	0	0
MARK REEDS	38	0	7	7	31	0	0	0	0
DAVE WILLIAMS	26	6	0	6	87	1	0	1	0
NEIL SHEEHY	26	1	4	5	116	0	0	0	0
TIM MARTIN	5	1	2	3	14	0	0	0	0
MIKE MCEWEN	9	0	3	3	10	0	0	0	0
MIKE LIUT	60	0	1	1	4	0	0	0	0
CHARLES BOURGEOIS	1	0	0	0	0	0	0	0	0
GORD SHERVEN	1	0	0	0	0	0	0	0	0
BRAD SHAW	1	0	0	0	0	0	0	0	0
PETER SIDORKIEWICZ	1	0	0	0	0	0	0	0	0
DOUG JARVIS	2	0	0	0	2	0	0	0	0
SHANE CHURLA	2	0	0	0	14	0	0	0	0
MIKE VELLUCCI	2	0	0	0	11	0	0	0	0
SCOTT YOUNG	7	0	0	0	2	0	0	0	0
RICHARD BRODEUR	6	0	0	0	2	0	0	0	0
STEVE WEEKS	18	0	0	0	2	0	0	0	0

PLAYER	GOALTENDING					
	GP	MINS	GA	GAA	SO	W-L-T
MIKE LIUT	60	3326	187	3.18	2	25-28-5
RICHARD BRODEUR	6	340	15	2.65	0	4-2-0
STEVE WEEKS	18	918	55	3.59	0	6-7-2
PETER SIDORKIEWICZ	1	60	6	6.00	0	0-1-0

### COMPLETE RESULTS (\*Overtime)

DATE	W/L	SCORE	OPP.	DATE	W/L	SCORE	OPP.
10/8	L	1-5	QUE	1/11	W	4-3	at BOS
10/10	L	2-6	NYR	1/13	L	1-2	at CHI
10/11	L	2-5	at BOS	1/14	L	2-3	at STL
10/14	L	1-3	at NJ	1/16	W	4-3	at LA
10/16	L	2-6	at WSH	1/19	W	6-3	at MIN
10/17	W	4-3*	NJ	1/21	W	4-3	NYI
10/21	W	5-3	at BUF	1/23	W	5-0	MIN
10/24	W	5-3	CHI	1/24	W	2-1*	DET
10/28	T	2-2*	BUF	1/27	L	1-5	at CGY
10/31	W	7-4	PHI	1/29	W	4-2	at VAN
11/1	W	5-1	at QUE	1/30	L	2-5	at EDM
11/4	T	2-2*	BOS	2/1	L	4-5	at MTL
11/6	L	1-3	at DET	2/3	L	2-5	MTL
11/7	L	3-5	QUE	2/6	L	4-5	at PIT
11/11	T	0-0*	MTL	2/7	W	4-2	TOR
11/14	L	1-4	at BOS	2/13	W	4-1	at MTL
11/16	T	3-3*	at MTL	2/15	L	4-5*	at PHI
11/18	W	9-1	BUF	2/17	W	4-3	WIN
11/21	L	3-4	WSH	2/20	L	0-3	at NYI
11/25	L	5-6	MTL	2/21	L	2-7	NYI
11/27	W	4-2	at BUF	2/23	W	3-2	BOS
11/28	W	4-2	at TOR	2/25	L	2-5	at BOS
12/2	L	3-5	BOS	2/27	L	3-4	BUF
12/3	L	2-5	at PHI	3/1	L	3-6	at WIN
12/5	W	2-1	BUF	3/2	W	2-1	at CHI
12/8	W	5-4	at QUE	3/5	W	3-1	NYR
12/9	W	5-4	WSH	3/8	L	4-6	at QUE
12/12	W	3-2	LA	3/9	W	5-4	LA
12/15	T	2-2*	VAN	3/12	L	0-5	at MTL
12/17	L	0-2	STL	3/13	L	1-4	QUE
12/19	W	4-3	at EDM	3/15	L	6-8	CGY
12/20	T	3-3*	at VAN	3/19	W	5-3	at STL
12/22	L	5-6*	at CGY	3/20	L	1-2	at NYR
12/26	L	2-4	QUE	3/22	W	4-3	WIN
12/27	L	3-5	at QUE	3/24	W	3-2	at DET
12/30	W	3-1	TOR	3/26	W	8-1	MIN
1/2	T	1-1*	NJ	3/27	W	4-2	MTL
1/6	L	1-5	EDM	3/31	L	2-3	at BUF
1/8	L	1-3	at BUF	4/2	W	4-2	BOS
1/9	W	5-4*	PIT	4/3	L	2-4	at PIT

### MAJOR TRADES

**01/03/88** – Obtained Carey Wilson, Neil Sheehy and the rights to Lane MacDonald from CGY for Dana Murzyn and Shane Churla.

**01/22/88** – Obtained Lindsay Carson from PHI for Paul Lawless.

**03/08/88** – Obtained Richard Brodeur from VAN for Steve Weeks.

### SEASON HIGHLIGHTS

- The Whalers start the year 0-5, then go 5-0-2 and follow that with an 0-3-3 stretch.
- Whalers record first win at Edmonton – December 19, 1987, 4-3.
- Head coach Jack Evans is fired and replaced by Larry Pleau – February 7, 1988.
- Kevin Dineen is first Whaler to start an NHL All-Star Game – February 9, 1988.
- Whalers set Hartford home attendance record with average of 14,574 per game.
- Ulf Samuelsson voted team MVP by players.

## CLOSING GAME ROSTER vs. Quebec Nordiques (away 4/16/87)

<b>1</b> Mike Liut	G	<b>11</b> Kevin Dineen	RW	<b>18</b> Mike Crombeen	RW	<b>31</b> Steve Weeks	G
<b>3</b> Joel Quenneville	D	<b>12</b> Dean Evason	C	<b>20</b> Mike Zuke	C	<b>32</b> Torrie Robertson	LW
<b>5</b> Ulf Samuelsson	D	<b>15</b> Dave Tippett	LW	<b>21</b> Sylvain Cote	D	<b>34</b> Jack Brownschilde	D
<b>8</b> Risto Siltanen	D	<b>16</b> Sylvain Turgeon	LW	<b>26</b> Ray Ferraro	C	<b>35</b> Scot Kleinendorst	D
<b>10</b> Ron Francis	C	<b>17</b> Ray Neufeld	RW	<b>29</b> Paul Fenton	LW	<b>36</b> Paul MacDermid	RW

### FINAL ADAMS DIVISION STANDINGS

	GP	W	L	T	GF	GA	PTS
HARTFORD*	80	43	30	7	287	270	93
MONTREAL	80	41	29	10	277	241	92
BOSTON	80	39	34	7	301	276	85
QUEBEC	80	31	39	10	267	276	72
BUFFALO	80	28	44	8	280	308	64

\*Lost to Quebec in Adams Division Semifinals 4-2.

### COMPLETE RESULTS (\*Overtime)

DATE	W/L	SCORE	OPP.	DATE	W/L	SCORE	OPP.
10/11	W	6-5	CGY	1/10	L	3-4	MIN
10/12	L	2-7	at BOS	1/12	L	5-7	at NJ
10/16	T	4-4*	WIN	1/14	W	3-1	BOS
10/18	L	3-6	PHI	1/15	L	4-6	at BOS
10/24	W	5-4	at BUF	1/17	L	1-6	WSH
10/25	W	3-2	BUF	1/19	W	5-4	at MTL
10/28	W	5-2	PIT	1/21	W	3-1	MTL
10/30	L	2-6	at TOR	1/23	W	3-2	QUE
11/1	T	2-2*	QUE	1/24	W	3-0	at TOR
11/2	T	3-3*	at QUE	1/27	L	2-4	at QUE
11/5	W	3-2	NYI	1/29	W	6-3	at BOS
11/8	L	3-4	at LA	1/31	L	2-4	at NYI
11/12	W	4-3	at VAN	2/3	W	8-6	at PIT
11/13	L	3-4	at CGY	2/4	L	1-3	BUF
11/15	W	6-2	EDM	2/6	W	5-2	at WSH
11/19	L	1-4	MTL	2/7	W	3-1	MTL
11/21	W	4-0	STL	2/14	L	2-5	at LA
11/22	W	6-3	at NYI	2/17	W	5-4	at CHI
11/26	W	3-0	BUF	2/18	W	6-3	at NJ
11/29	W	7-5	at MTL	2/21	L	3-6	CHI
12/1	L	1-4	at QUE	2/22	L	3-5	at BUF
12/3	W	2-1	QUE	2/25	W	6-4	BOS
12/4	W	2-1	at PHI	2/28	W	2-1	QUE
12/6	L	1-4	DET	3/1	T	5-5*	NJ
12/10	W	6-2	STL	3/3	W	5-3	DET
12/13	T	2-2*	VAN	3/5	W	10-2	BOS
12/14	L	3-4	at BUF	3/7	W	5-3	PHI
12/17	W	4-3	BUF	3/10	L	4-6	at QUE
12/18	W	6-5	at BOS	3/11	L	1-6	CGY
12/20	T	2-2*	at DET	3/13	W	3-0	at WIN
12/21	W	4-3*	at NYR	3/15	L	1-4	at EDM
12/23	W	2-0	BOS	3/18	W	5-3	at NYR
12/26	T	1-1*	MTL	3/21	W	5-1	MIN
12/27	L	2-6	at MTL	3/22	W	6-3	LA
12/30	W	3-1	at WSH	3/25	L	3-5	EDM
12/31	L	2-5	at MIN	3/28	W	5-4	PIT
1/3	L	2-3	CHI	3/29	W	7-4	VAN
1/4	W	8-3	TOR	4/1	L	2-3	at MTL
1/7	L	3-6	at STL	4/4	W	5-3	NYR
1/9	L	0-3	at WIN	4/5	L	0-6	at BUF

### MAJOR TRADES

**12/11/86** – Obtained Dave Semenko from EDM for a third-round 1988 draft pick (Trevor Sim).

**01/14/87** – Obtained Randy Ladouceur from DET for Dave Barr.

### FINAL STATISTICS (Whalers games only)

PLAYER	SCORING									
	GP	G	A	PTS	PIM	PP	SH	GW	GT	
RON FRANCIS	75	30	63	93	45	7	0	7	0	
KEVIN DINEEN	78	40	39	79	110	11	0	7	0	
JOHN ANDERSON	76	31	44	75	19	7	0	5	0	
RAY FERRARO	80	27	32	59	42	14	0	2	0	
DEAN EVASON	80	22	37	59	67	7	2	2	1	
PAUL LAWLESS	60	22	32	54	14	4	0	2	1	
STEWART GAVIN	79	20	22	42	28	3	2	4	1	
DAVE BABYCH	66	8	33	41	44	7	0	1	0	
SYLVAIN TURGEON	41	23	13	36	45	6	0	4	0	
ULF SAMUELSSON	78	2	31	33	162	0	0	0	0	
DAVE TIPPETT	80	9	22	31	42	0	3	2	0	
DANA MURZYN	74	9	19	28	95	1	0	0	0	
DOUG JARVIS	80	9	13	22	20	0	2	2	0	
PAUL MacDERMID	72	7	11	18	202	0	0	1	0	
MIKE McEWEN	48	8	8	16	32	5	0	2	0	
DAVE SEMENKO	52	4	8	12	87	0	0	0	0	
SCOT KLEINENDORST	66	3	9	12	130	0	0	0	0	
JOEL QUENNEVILLE	37	3	7	10	24	0	1	1	0	
SYLVAIN COTE	67	2	8	10	20	0	0	0	0	
DAVE BARR	30	2	4	6	19	0	1	0	0	
RANDY LADOUCEUR	36	2	3	5	51	0	0	0	0	
MIKE MILLAR	10	2	2	4	0	1	0	0	0	
MIKE LIUT	59	0	2	2	4	0	0	0	0	
TIM BOTHWELL	4	1	0	1	0	0	0	0	0	
TORRIE ROBERTSON	20	1	0	1	98	0	0	1	0	
BILL GARDNER	8	0	1	1	0	0	0	0	0	
SHANE CHURLA	20	0	1	1	78	0	0	0	0	
GREG BRITZ	1	0	0	0	0	0	0	0	0	
PAT HUGHES	2	0	0	0	2	0	0	0	0	
BRAD SHAW	2	0	0	0	0	0	0	0	0	
WAYNE BABYCH	4	0	0	0	4	0	0	0	0	
YVES COURTEAU	4	0	0	0	0	0	0	0	0	
GORD SHERVEN	7	0	0	0	0	0	0	0	0	
STEVE WEEKS	25	0	0	0	0	0	0	0	0	

PLAYER	GOALTENDING					
	GP	MINS	GA	GAA	SO	W-L-T
MIKE LIUT	59	3471	187	3.23	4	31-22-5
STEVE WEEKS	25	1368	78	3.42	1	12-8-2

### SEASON HIGHLIGHTS

- Doug Jarvis plays in an NHL record 915th consecutive game – December 26, 1986.
- Kevin Dineen and Ulf Samuelsson are selected to play in Rendez-Vous '87 (February) All-Star series vs. Soviets – January 1987.
- Paul Lawless scores team record six points vs. Toronto – January 4, 1987.
- Ron Francis ties team record with six points (all assists) in a game vs. Boston – March 5, 1987.
- Whalers win Adams Division with 93 points, which is fourth best in the NHL.



# 1985-86 IN REVIEW

## CLOSING GAME ROSTER vs. Montreal Canadiens (away 4/29/86)

1	Mike Liut	G	10	Ron Francis	C	17	Wayne Babych	RW	27	Doug Jarvis	C
3	Joel Quenneville	D	11	Kevin Dineen	RW	18	Scot Kleinendorst	D	28	Paul Lawless	LW
4	Dana Murzyn	D	12	Dean Evason	C	20	John Anderson	LW	31	Steve Weeks	G
5	Ulf Samuelsson	D	15	Dave Tippett	LW	23	Paul MacDermid	RW	32	Torrie Robertson	LW
7	Stewart Gavin	RW	16	Sylvain Turgeon	LW	24	Tim Bothwell	D	44	Dave Babych	D

### FINAL ADAMS DIVISION STANDINGS

	GP	W	L	T	GF	GA	PTS
QUEBEC	80	43	31	6	330	289	92
MONTREAL	80	40	33	7	330	280	87
BOSTON	80	37	31	12	311	288	86
HARTFORD*	80	40	36	4	332	302	84
BUFFALO	80	37	37	6	296	291	80

\*Defeated Quebec in Adams Division Semifinals 3-0; lost to Montreal in Adams Division Finals 4-3.

### FINAL STATISTICS (Whalers games only)

PLAYER	SCORING									
	GP	G	A	PTS	PIM	PP	SH	GW	GT	
SYLVAIN TURGEON	76	45	34	79	88	13	0	5	0	
RAY FERRARO	76	30	47	77	57	14	0	0	0	
RON FRANCIS	53	24	53	77	24	7	1	4	1	
KEVIN DINEEN	57	33	35	68	124	6	0	8	0	
STEWART GAVIN	76	26	29	55	51	3	3	4	1	
DAVE BABYCH	62	10	43	53	38	7	1	2	0	
DEAN EVASON	55	20	28	48	65	5	2	4	0	
PAUL LAWLESS	64	17	21	38	20	5	0	1	0	
TORRIE ROBERTSON	76	13	24	37	358	3	0	0	0	
DAVE TIPPETT	80	14	20	34	18	0	2	1	0	
BOB CRAWFORD	57	14	20	34	16	4	0	2	0	
RISTO SILTANEN	52	8	22	30	30	6	0	1	0	
WAYNE BABYCH	37	11	17	28	59	2	0	2	0	
DANA MURZYN	78	3	23	26	125	0	0	1	1	
JOHN ANDERSON	14	8	17	25	2	1	0	1	0	
JOEL QUENNEVILLE	71	5	20	25	83	1	0	1	0	
ULF SAMUELSSON	80	5	19	24	172	0	1	1	0	
DOUG JARVIS	57	8	16	24	20	0	3	0	0	
PAUL MacDERMID	74	13	10	23	160	0	0	2	0	
RAY NEUFELD	16	5	10	15	40	3	0	0	0	
GREG MALONE	22	6	7	13	24	1	0	0	0	
JORGEN PETERSSON	23	5	5	10	2	2	0	0	0	
TIM BOTHWELL	62	2	8	10	53	0	0	0	0	
SCOT KLEINENDORST	41	2	7	9	62	0	0	0	0	
BILL GARDNER	18	1	8	9	4	0	0	0	0	
MIKE McEWEN	10	3	2	5	6	0	0	0	0	
MIKE HOFFMAN	6	1	2	3	2	0	0	0	0	
BRAD SHAW	8	0	2	2	4	0	0	0	0	
MIKE ZUKE	17	0	2	2	12	0	0	0	0	
MIKE LIUT	57	0	2	2	0	0	0	0	0	
STEVE WEEKS	27	0	1	1	9	0	0	0	0	
PAUL FENTON	1	0	0	0	0	0	0	0	0	
SYLVAIN COTE	2	0	0	0	0	0	0	0	0	
JOHN NEWBERRY	3	0	0	0	0	0	0	0	0	
MARK PATERSON	5	0	0	0	5	0	0	0	0	
JACK BROWNSCHIDLE	9	0	0	0	4	0	0	0	0	

PLAYER	GOALTENDING					
	GP	MINS	GA	GAA	SO	W-L-T
MIKE LIUT	57	3282	197	3.61	2	27-23-4
STEVE WEEKS	27	1544	99	3.85	1	13-13-0

### COMPLETE RESULTS (\*Overtime)

DATE	W/L	SCORE	OPP.	DATE	W/L	SCORE	OPP.
10/10	W	5-4	at BUF	1/12	L	2-4	at CHI
10/12	W	8-2	NYR	1/15	L	1-4	EDM
10/15	L	1-4	at QUE	1/17	W	11-6	QUE
10/17	W	4-3*	at NJ	1/18	W	5-2	at QUE
10/19	W	11-6	MTL	1/20	W	5-0	at NYR
10/23	L	2-9	at CHI	1/23	W	4-1	TOR
10/24	L	0-3	at PHI	1/25	W	7-2	WIN
10/26	L	3-5	at MTL	1/27	L	3-6	at BOS
10/29	W	4-3	at PIT	1/29	L	4-5	BOS
10/30	W	6-4	QUE	2/1	L	1-3	NYR
11/1	L	0-2	BUF	2/2	L	4-5	WSH
11/2	L	1-8	LA	2/6	L	3-4*	at DET
11/5	L	3-8	MTL	2/8	L	2-4	BUF
11/7	L	1-2	at BOS	2/9	L	3-6	NJ
11/9	W	4-3	at QUE	2/11	T	4-4*	at STL
11/13	W	5-2	MIN	2/14	L	4-5	at WIN
11/16	L	2-5	PHI	2/15	L	1-4	at MIN
11/21	L	0-3	at PHI	2/18	W	5-4	VAN
11/23	W	8-1	WIN	2/19	W	6-4	at BUF
11/27	W	9-0	at LA	2/22	L	3-6	at MTL
11/29	W	5-4	at VAN	2/23	L	2-8	STL
11/30	L	5-8	at EDM	2/26	L	2-5	MIN
12/4	L	5-8	at CGY	3/1	L	1-5	at PIT
12/7	W	7-2	BOS	3/2	W	4-1	BOS
12/11	L	1-3	MTL	3/5	W	5-1	BUF
12/13	W	6-4	at BUF	3/7	W	6-2	at BUF
12/14	W	5-4	PIT	3/8	L	3-6	QUE
12/16	T	4-4*	at MTL	3/10	W	5-2	at MTL
12/18	W	4-3	CGY	3/13	L	2-3	NYI
12/19	L	1-2	at BOS	3/15	W	11-4	CHI
12/21	W	7-6	NJ	3/18	W	6-4	at DET
12/23	L	3-6	NYI	3/19	W	5-2	at STL
12/26	W	4-3	at NYI	3/22	W	6-3	LA
12/28	W	6-3	at TOR	3/23	T	5-5*	BOS
12/29	W	5-2	DET	3/26	W	3-0	MTL
12/31	L	1-5	at QUE	3/29	T	6-6*	WSH
1/2	L	2-3	QUE	4/1	W	5-3	BUF
1/4	L	3-4	at EDM	4/3	L	2-4	at WSH
1/7	W	9-1	at CGY	4/5	W	7-1	TOR
1/10	W	4-3	at VAN	4/6	W	4-3	at BOS

### MAJOR TRADES

- 10/07/85 – Obtained Stewart Gavin from TOR for Chris Kotsopoulos.
- 11/21/85 – Obtained Dave Babych from WPG for Ray Neufeld.
- 03/08/86 – Obtained John Anderson from QUE for Risto Siltanen.

### SEASON HIGHLIGHTS

- Ron Francis breaks an ankle on January 18 and misses 27 games.
- Whalers host NHL All-Star Game – February 4, 1986.
- Whalers record first win ever at Montreal – March 10, 1986, 5-2.
- Whalers end the season with an 11-3-2 streak that gives them their first playoff berth since 1980.
- Whalers upset first place Quebec in opening playoff round sweep, before succumbing in seven games to Montreal, the eventual Stanley Cup winner.
- Emile Francis is named Hockey News and Sporting News NHL Executive of the Year – May 15, 1986.

## CLOSING GAME ROSTER vs. Quebec Nordiques (away 4/7/85)

<b>1</b> Mike Liut	G	<b>11</b> Kevin Dineen	RW	<b>18</b> Mike Crombeen	RW	<b>31</b> Steve Weeks	G
<b>3</b> Joel Quenneville	D	<b>12</b> Dean Evason	C	<b>20</b> Mike Zuke	C	<b>32</b> Torrie Robertson	LW
<b>5</b> Ulf Samuelsson	D	<b>15</b> Dave Tippett	LW	<b>21</b> Sylvain Cote	D	<b>34</b> Jack Brownschidle	D
<b>8</b> Risto Siltanen	D	<b>16</b> Sylvain Turgeon	LW	<b>26</b> Ray Ferraro	C	<b>35</b> Scot Kleinendorst	D
<b>10</b> Ron Francis	C	<b>17</b> Ray Neufeld	RW	<b>29</b> Paul Fenton	LW	<b>36</b> Paul MacDermid	RW

### FINAL ADAMS DIVISION STANDINGS

	GP	W	L	T	GF	GA	PTS
MONTREAL	80	41	27	12	309	262	94
QUEBEC	80	41	30	9	323	275	91
BUFFALO	80	38	28	14	290	237	90
BOSTON	80	36	34	10	303	287	82
HARTFORD*	80	30	41	9	268	318	69

\*Did not make playoffs.

### COMPLETE RESULTS (\*Overtime)

DATE	W/L	SCORE	OPP.	DATE	W/L	SCORE	OPP.
10/11	T	4-4*	at NYR	1/15	L	2-5	CGY
10/13	W	3-2*	BOS	1/17	L	4-5	at MTL
10/14	L	2-4	at BOS	1/19	L	0-2	BUF
10/17	W	5-3	at TOR	1/22	L	5-8	MTL
10/18	W	7-3	DET	1/26	W	3-2	at BOS
10/20	W	3-2	VAN	1/27	L	4-8	BOS
10/23	L	4-9	at CGY	1/31	L	3-5	at LA
10/24	L	4-8	at WIN	2/1	L	3-4*	at VAN
10/27	W	5-3	at MIN	2/3	L	3-6	at EDM
10/28	W	4-1	at CHI	2/6	L	4-7*	CGY
10/31	L	3-5	QUE	2/7	L	5-7	at BOS
11/2	L	1-8	at BUF	2/9	T	2-2	NYR
11/3	T	4-4*	BUF	2/10	L	4-10	QUE
11/7	L	0-3	WIN	2/14	W	4-0	at NJ
11/10	W	1-0	at QUE	2/16	T	4-4*	at NYI
11/15	L	1-6	at PHI	2/17	L	4-5*	TOR
11/17	L	0-7	CHI	2/19	W	6-2	at WIN
11/21	L	2-4	at DET	2/21	W	4-3*	at NYR
11/22	W	9-3	PIT	2/23	L	1-2	LA
11/24	T	4-4*	PHI	2/24	L	2-3	STL
11/28	L	2-4	MIN	2/26	L	2-3	PHI
11/30	L	2-4	EDM	3/1	W	4-1	at NJ
12/1	L	4-8	at QUE	3/3	L	6-7*	VAN
12/3	L	3-9	at MTL	3/5	L	3-6	at BUF
12/5	W	5-3	MTL	3/7	L	0-4	at BOS
12/8	W	4-3	at NYI	3/9	L	3-4	at MTL
12/12	T	2-2*	BUF	3/10	T	5-5*	MTL
12/15	W	4-3*	MTL	3/13	T	3-3*	at LA
12/19	W	6-5	BOS	3/16	W	5-0	at STL
12/21	L	0-1	NYI	3/17	W	4-3	PIT
12/22	L	5-10	at MTL	3/20	W	3-2	STL
12/26	W	5-3	NJ	3/23	W	5-2	BOS
12/28	L	0-4	at PIT	3/24	W	2-1	QUE
12/29	L	2-3	at WSH	3/27	W	3-1	at WSH
1/2	L	3-7	at QUE	3/29	W	8-7	EDM
1/3	W	6-2	DET	3/30	L	1-2	BUF
1/5	W	4-3	CHI	4/2	L	1-2	at BUF
1/7	W	7-4	at TOR	4/4	W	2-0	WSH
1/8	T	4-4*	at BUF	4/6	W	2-1	QUE
1/12	L	4-5	at MIN	4/7	L	1-4	at QUE

### MAJOR TRADES

**08/31/84** – Obtained Steve Weeks from NYR for a third-round 1986 draft choice (Shawn Clouston).

**02/22/85** – Obtained Mike Liut and future considerations (Jorgen Pettersson on April 16, 1985) from STL for Greg Millen and Mark Johnson.

**03/12/85** – Obtained Dean Evason and Peter Sidorkiewicz from WSH for David A. Jensen.

### FINAL STATISTICS (Walers games only)

PLAYER	SCORING									
	GP	G	A	PTS	PIM	PP	SH	GW	GT	
<b>RON FRANCIS</b>	80	24	57	81	66	4	0	1	0	
<b>SYLVAIN TURGEON</b>	64	31	31	62	67	11	0	3	2	
<b>RAY NEUFELD</b>	76	27	35	62	129	12	0	2	2	
<b>GREG MALONE</b>	76	22	39	61	67	6	0	4	0	
<b>MARK JOHNSON</b>	49	19	28	47	21	10	0	2	1	
<b>RISTO SILTANEN</b>	76	12	33	45	30	8	0	2	0	
<b>KEVIN DINEEN</b>	57	25	16	41	120	8	4	2	1	
<b>TORRIE ROBERTSON</b>	74	11	30	41	337	1	0	3	0	
<b>BOB CRAWFORD</b>	45	14	14	28	8	2	0	0	0	
<b>RAY FERRARO</b>	44	11	17	28	40	6	0	2	0	
<b>DAVE LUMLEY</b>	48	8	20	28	98	1	0	0	0	
<b>JOEL QUENNEVILLE</b>	79	6	16	22	96	0	0	2	0	
<b>DAVE TIPPETT</b>	80	7	12	19	12	0	0	0	0	
<b>MIKE ZUKE</b>	67	4	12	16	12	0	0	1	0	
<b>PAT BOUTETTE</b>	33	6	8	14	51	0	0	2	0	
<b>PAUL FENTON</b>	33	7	5	12	10	0	0	2	0	
<b>SYLVAIN COTE</b>	67	3	9	12	17	1	0	1	0	
<b>PAUL MacDERMID</b>	31	4	7	11	29	0	0	0	0	
<b>MIKE CROMBEEN</b>	46	4	7	11	16	0	1	1	0	
<b>TONY CURRIE</b>	13	3	8	11	2	1	0	0	0	
<b>MARK FUSCO</b>	63	3	8	11	40	0	0	0	0	
<b>SCOT KLEINENDORST</b>	35	1	8	9	69	0	0	0	0	
<b>CHRIS KOTSOPoulos</b>	33	5	3	8	53	1	0	0	0	
<b>ULF SAMUELSSON</b>	41	2	6	8	83	0	0	0	0	
<b>RANDY PIERCE</b>	17	3	2	5	8	0	0	0	0	
<b>WALLY WEIR</b>	34	2	3	5	56	0	0	0	0	
<b>RICHIE DUNN</b>	13	1	4	5	2	0	0	0	0	
<b>JACK BROWNSCHIDLE</b>	17	1	4	5	5	1	0	0	0	
<b>MARK PATERSON</b>	13	1	3	4	24	0	0	0	0	
<b>DAVID JENSEN</b>	13	0	4	4	6	0	0	0	0	
<b>MARTY HOWE</b>	19	1	1	2	10	0	0	0	0	
<b>MIKE HOFFMAN</b>	1	0	0	0	0	0	0	0	0	
<b>ED STANIOWSKI</b>	1	0	0	0	0	0	0	0	0	
<b>DEAN EVASON</b>	2	0	0	0	0	0	0	0	0	
<b>MIKE LIUT</b>	12	0	0	0	2	0	0	0	0	
<b>STEVE WEEKS</b>	24	0	0	0	0	0	0	0	0	
<b>GREG MILLEN</b>	44	0	0	0	4	0	0	0	0	

PLAYER	GOALTENDING					
	GP	MINS	GA	GAA	SO	W-L-T
<b>ED STANIOWSKI</b>	1	20	1	3.00	0	0-0-0
<b>MIKE LIUT</b>	12	731	119	3.82	1	4-7-1
<b>STEVE WEEKS</b>	24	1457	92	3.79	2	10-12-2
<b>GREG MILLEN</b>	44	2659	187	4.22	1	16-22-6

### SEASON HIGHLIGHTS

- Greg Millen starts 22 consecutive games, beginning December 19.
- Whalers recall several youngsters from Binghamton in December, including Ulf Samuelsson, Kevin Dineen, Ray Ferraro and Paul MacDermid.
- Ron Francis is named team captain – February 22, 1985.
- Whalers go on nine-game unbeaten streak – March 10-29, 1985.

# 1983-84 IN REVIEW

## CLOSING GAME ROSTER vs. New York Rangers (away 4/1/84)

<b>1</b> Ed Staniowski	G	<b>14</b> Greg Malone	C	<b>22</b> Doug Sulliman	RW	<b>30</b> Greg Millen	G
<b>3</b> Joel Quenneville	D	<b>15</b> Dave Tippett	LW	<b>24</b> Chris Kotsopoulos	D	<b>32</b> Torrie Robertson	LW
<b>8</b> Risto Siltanen	D	<b>16</b> Sylvain Turgeon	LW	<b>25</b> Bob Crawford	RW	<b>33</b> Mark Fusco	D
<b>10</b> Ron Francis	C	<b>17</b> Ray Neufeld	RW	<b>26</b> Tony Currie	RW	<b>34</b> Jack Brownschidle	D
<b>12</b> Mark Johnson	C	<b>20</b> Mike Zuke	C	<b>27</b> Marty Howe	D	<b>38</b> Randy Pierce	LW

### FINAL ADAMS DIVISION STANDINGS

	GP	W	L	T	GF	GA	PTS
BOSTON	80	49	25	6	336	261	104
BUFFALO	80	48	25	7	315	257	103
QUEBEC	80	42	28	10	360	278	94
MONTREAL	80	35	40	5	286	295	75
HARTFORD*	80	28	42	10	288	320	66

\*Whalers were most improved team in NHL from 82-83 with 21-point jump, but did not make playoffs.

### FINAL STATISTICS (Whalers games only)

PLAYER	SCORING									
	GP	G	A	PTS	PIM	PP	SH	GW	GT	
MARK JOHNSON	79	35	52	87	27	13	1	2	2	
RON FRANCIS	72	23	60	83	45	5	0	5	1	
SYLVAIN TURGEON	76	40	32	72	55	18	0	3	11	
RAY NEUFELD	80	27	42	69	97	5	0	5	1	
BOB CRAWFORD	80	36	25	61	32	5	0	3	0	
GREG MALONE	78	17	37	54	56	3	0	2	0	
RISTO SILTANEN	75	15	38	53	34	12	0	0	0	
BLAINE STOUGHTON	54	23	14	37	4	7	0	2	1	
MIKE ZUKE	75	6	23	29	36	1	0	0	0	
TONY CURRIE	32	12	16	28	4	6	0	2	0	
RICHIE DUNN	63	5	20	25	30	0	0	0	0	
NORM DUPONT	40	7	15	22	12	2	0	0	0	
TORRIE ROBERTSON	66	7	14	21	198	0	0	2	0	
DOUG SULLIMAN	67	6	12	18	20	0	0	0	0	
CHRIS KOTSOPoulos	72	5	13	18	118	3	0	0	0	
DAN BOURBONNAIS	35	0	16	16	0	0	0	0	0	
JOEL QUENNEVILLE	80	5	8	13	95	0	2	0	0	
MARTY HOWE	69	0	11	11	34	0	0	0	0	
RANDY PIERCE	17	6	3	9	9	0	1	0	0	
ED HOSPODAR	59	0	9	9	163	0	0	0	0	
STEVE STOYANOVICH	23	3	5	8	11	0	0	1	0	
DAVE TIPPETT	17	4	2	6	2	0	1	0	0	
MIKE CROMBEEN	56	1	4	5	25	0	0	0	0	
JACK BROWNSCHIDLE	13	2	2	4	10	0	0	1	0	
MARK FUSCO	17	0	4	4	2	0	0	0	0	
PAUL LAWLESS	6	0	3	3	0	0	0	0	0	
GREG MILLEN	60	0	3	3	10	0	0	0	0	
MARK PATERSON	9	2	0	2	4	0	0	0	0	
ROSS YATES	7	1	1	2	4	0	0	0	0	
PAUL MacDERMID	3	0	1	1	0	0	0	0	0	
BOB HESS	3	0	0	0	0	0	0	0	0	
MIKE VEISOR	4	0	0	0	0	0	0	0	0	
GERRY McDONALD	5	0	0	0	4	0	0	0	0	
REID BAILEY	12	0	0	0	25	0	0	0	0	
ED STANIEWSKI	18	0	0	0	2	0	0	0	0	

#### GOALTENDING

PLAYER	GP	MINS	GA	GAA	SO	W-L-T
GREG MILLEN	60	3576	221	3.71	2	21-30-9
ED STANIEWSKI	18	1040	74	4.27	0	6-9-1
MIKE VEISOR	4	240	20	5.00	0	1-3-0

### SEASON HIGHLIGHTS

- Emile Francis hired as Whalers general manager – May 2, 1983.
- Whalers, picking second overall, choose Sylvain Turgeon in the June NHL Entry Draft.
- Jack Evans is named head coach and Claude LaRose is named assistant coach – July 7, 1983.
- Whalers trounce Edmonton 11-0 as Ron Francis scores four goals – February 12, 1984.
- Whalers finish 21 points better than 1982-83, the best improvement in the league.
- Whalers drop goals against total from 403 to 320.
- Sylvain Turgeon named to NHL All-Rookie Team – May 16, 1984.

### COMPLETE RESULTS (\*Overtime)

DATE	W/L	SCORE	OPP.	DATE	W/L	SCORE	OPP.
10/5	L	3-5	at BUF	1/10	W	6-3	at MIN
10/8	W	4-3	BOS	1/13	T	3-3*	at CGY
10/9	L	1-4	at BOS	1/15	L	0-5	at VAN
10/13	T	4-4*	QUE	1/17	T	3-3*	NJ
10/15	W	6-4	at PIT	1/19	L	2-3	MTL
10/19	W	3-0	WSH	1/21	L	0-2	BOS
10/22	L	2-5	BUF	1/24	T	7-7*	at MTL
10/25	W	8-5	at LA	1/26	L	2-6	WIN
10/28	L	4-5*	at VAN	1/28	L	0-3	at QUE
10/30	L	1-6	at CHI	1/29	T	5-5*	QUE
11/1	L	2-6	at MTL	2/1	T	6-6*	at DET
11/2	W	5-4	NJH	2/4	W	7-3	at STL
11/5	W	2-1	LA	2/5	W	4-3	at CHI
11/6	L	2-4	at PHI	2/7	W	4-1	DET
11/8	W	6-4	MIN	2/11	L	3-6	CGY
11/12	W	6-1	CHI	2/12	W	11-0	EDM
11/15	L	4-6	at NYI	2/14	L	3-5	MTL
11/17	L	2-4	QUE	2/16	L	5-6*	at NJ
11/19	T	4-4*	at QUE	2/18	W	8-2	at TOR
11/23	L	3-4	MTL	2/19	L	2-5	at BUF
11/26	W	4-3*	NYR	2/23	W	3-2	BUF
11/30	L	2-6	VAN	2/25	W	9-7	PHI
12/3	W	7-2	STL	2/26	L	3-4	WSH
12/4	W	6-5	at PHI	3/3	T	3-3*	at BOS
12/6	L	1-4	at MTL	3/4	W	6-4	BOS
12/8	L	6-8	TOR	3/7	L	2-4	at WSH
12/10	T	5-5*	WIN	3/8	L	2-3	at MTL
12/13	L	2-3	at PIT	3/11	L	3-4*	at BUF
12/15	L	2-4	at BOS	3/13	L	0-2	at STL
12/17	L	1-4	BUF	3/15	W	5-3	TOR
12/20	L	2-7	BOS	3/17	L	2-4	PIT
12/21	W	6-3	at BUF	3/18	W	5-4	NYI
12/23	W	5-3	MIN	3/20	L	1-4	at CGY
12/26	L	1-2	MTL	3/21	L	3-5	at EDM
12/27	L	3-7	at QUE	3/24	W	3-2*	at QUE
12/30	L	3-9	LA	3/25	T	6-6*	QUE
1/3	L	1-7	at DET	3/27	W	4-1	BUF
1/5	W	4-2	NYI	3/29	L	3-4	at BOS
1/7	L	3-5	at EDM	3/31	W	5-3	NYR
1/8	L	3-4	at WIN	4/1	L	0-2	at NYR

### MAJOR TRADES

**06/05/83** – Obtained Joel Quenneville and Richie Dunn from CGY for Mickey Volcan.

**10/03/83** – Selected Mike Zuke, Bob Crawford and Mike Crombeen from STL in the Waiver Draft.

**10/03/83** – Obtained Torrie Robertson from WSH for Greg Adams.

**02/27/84** – Obtained Scot Kleinendorst from NYR for Blaine Stoughton.

## CLOSING GAME ROSTER vs. Quebec Nordiques (away 4/3/83)

<b>4</b> Mickey Volcan	D	<b>11</b> Paul Lawless	LW	<b>20</b> Merlin Malinowski	C/LW	<b>25</b> Mark Renaud	D
<b>5</b> Pierre Lacroix	D	<b>12</b> Mark Johnson	C	<b>21</b> Blaine Stoughton	RW	<b>30</b> Greg Millen	G
<b>7</b> Russ Anderson	D	<b>14</b> Michel Galarneau	C	<b>22</b> Doug Sulliman	RW	<b>31</b> Mike Veisor	G
<b>8</b> Risto Siltanen	D	<b>17</b> Ray Neufeld	RW	<b>23</b> Ed Hospodar	D	<b>33</b> Mike McDougal	RW
<b>10</b> Ron Francis	C	<b>18</b> Greg Adams	LW	<b>24</b> Chris Kotsopoulos	D	<b>34</b> Randy Gilhen	RW

### FINAL ADAMS DIVISION STANDINGS

	GP	W	L	T	GF	GA	PTS
BOSTON	80	50	20	10	327	228	110
MONTREAL	80	42	24	14	350	286	98
BUFFALO	80	38	29	13	318	285	89
QUEBEC	80	34	34	12	343	336	80
HARTFORD*	80	19	54	7	261	403	45

\*Did not make playoffs.

### FINAL STATISTICS (Whalers games only)

PLAYER	SCORING									
	GP	G	A	PTS	PIM	PP	SH	GW	GT	
<b>RON FRANCIS</b>	79	31	59	90	60	4	2	4	0	
<b>BLAINE STOUGHTON</b>	72	45	31	76	27	10	0	8	0	
<b>MARK JOHNSON</b>	73	31	38	69	28	5	3	5	1	
<b>RAY NEUFELD</b>	80	26	31	57	86	4	0	1	1	
<b>DOUG SULLIMAN</b>	77	22	19	41	14	8	0	0	0	
<b>PIERRE LAROUCHE</b>	38	18	22	40	8	4	0	0	1	
<b>BOB SULLIVAN</b>	62	18	19	37	18	5	0	0	0	
<b>PIERRE LACROIX</b>	56	6	25	31	18	1	0	0	0	
<b>MARK RENAUD</b>	77	3	28	31	37	1	0	0	0	
<b>CHRIS KOTSOPoulos</b>	68	6	24	30	125	3	0	0	0	
<b>RISTO SILTANEN</b>	74	5	25	30	28	3	0	0	0	
<b>MERLIN MALINOWSKI</b>	75	5	23	28	16	1	0	0	0	
<b>GREG ADAMS</b>	79	10	13	23	216	1	0	1	0	
<b>MIKE MCDUGAL</b>	55	8	10	18	43	0	0	0	0	
<b>MICKEY VOLCAN</b>	68	4	13	17	73	0	0	0	0	
<b>PAUL LAWLESS</b>	47	6	9	15	4	1	0	0	0	
<b>WARREN MILLER</b>	56	1	10	11	15	0	0	0	0	
<b>GEORGE LYLE</b>	16	4	6	10	8	0	1	0	1	
<b>ED HOSPODAR</b>	72	1	9	10	199	0	0	0	0	
<b>MICHEL GALARNEAU</b>	38	5	4	9	21	0	0	0	0	
<b>RUSS ANDERSON</b>	57	0	6	6	171	0	0	0	0	
<b>DAN FRIDGEN</b>	11	2	2	4	2	0	0	0	0	
<b>ARCHIE HENDERSON</b>	15	2	1	3	64	0	0	0	0	
<b>PAUL MARSHALL</b>	13	1	2	3	0	0	0	0	0	
<b>GREG MILLEN</b>	60	0	2	2	8	0	0	0	0	
<b>STEWART SMITH</b>	18	1	0	1	25	0	0	0	0	
<b>RANDY GILHEN</b>	2	0	1	1	0	0	0	0	0	
<b>MIKE HOFFMAN</b>	2	0	1	1	0	0	0	0	0	
<b>BLAKE WESLEY</b>	22	0	1	1	46	0	0	0	0	
<b>MARK PATERSON</b>	2	0	0	0	0	0	0	0	0	
<b>JEFF BROWNSCHIDLE</b>	4	0	0	0	0	0	0	0	0	
<b>RICK MEAGHER</b>	4	0	0	0	0	0	0	0	0	
<b>PAUL MacDERMID</b>	7	0	0	0	2	0	0	0	0	
<b>MIKE VEISOR</b>	23	0	0	0	2	0	0	0	0	

PLAYER	GOALTENDING					
	GP	MINS	GA	GAA	SO	W-L-T
<b>GREG MILLEN</b>	60	3506	282	4.83	1	14-38-6
<b>MIKE VEISOR</b>	23	1277	118	5.54	1	5-16-1

### SEASON HIGHLIGHTS

- Whalers adopt long-pants look.
- Larry Kish named head coach – June 2, 1982.
- Blaine Stoughton suspended for the first eight games due to a preseason stick infraction.
- Larry Kish fired and replaced by Larry Pleau – January 15, 1983.
- John Cunniff coaches last eight Whalers games as Larry Pleau suffers from blood disorder.

### COMPLETE RESULTS

DATE	W/L	SCORE	OPP.	DATE	W/L	SCORE	OPP.
10/6	L	1-2	at MTL	1/8	L	4-7	PHI
10/9	L	4-5	BOS	1/9	L	4-8	at PHI
10/10	T	4-4	at BUF	1/11	L	4-8	at MTL
10/14	T	4-4	EDM	1/13	W	4-2	MTL
10/16	W	6-5	VAN	1/15	W	2-1	NJ
10/20	L	2-4	at EDM	1/18	L	1-8	at NYI
10/21	L	3-10	at CGY	1/20	L	3-4	at LA
10/23	W	5-3	at LA	1/22	L	2-7	at MIN
10/26	L	1-8	at VAN	1/23	L	2-4	at CHI
10/30	L	2-4	DET	1/27	W	5-2	QUE
11/2	L	6-7	MIN	1/29	T	2-2	WIN
11/4	W	5-2	at BOS	2/1	L	3-12	at QUE
11/6	L	2-5	BUF	2/2	L	1-7	at TOR
11/7	L	2-6	at WSH	2/5	L	4-7	at BOS
11/10	W	7-5	QUE	2/9	L	5-6	DET
11/13	W	5-2	STL	2/12	W	4-2	at NYI
11/16	L	1-7	MTL	2/13	W	5-3	TOR
11/17	L	3-4	at PIT	2/15	L	2-5	LA
11/20	T	4-4	CGY	2/17	W	4-1	MTL
11/24	L	2-4	BUF	2/19	L	2-4	CHI
11/26	L	3-4	CHI	2/20	L	2-7	at DET
11/27	L	0-8	at BOS	2/23	L	3-11	at NYR
12/1	L	1-6	at NYR	2/25	L	3-5	at WIN
12/3	L	4-5	at NJ	2/27	L	3-4	BOS
12/4	W	5-2	NYR	3/1	L	5-6	BUF
12/6	L	2-11	at MTL	3/5	L	3-10	at QUE
12/8	W	7-4	MTL	3/6	L	3-7	QUE
12/11	W	7-4	PHI	3/8	L	4-9	EDM
12/12	W	3-1	at BUF	3/10	W	3-0	at NJ
12/14	T	3-3	at MIN	3/12	L	2-7	PIT
12/17	W	2-0	at WIN	3/15	L	1-5	at MTL
12/18	L	4-7	at STL	3/16	L	4-5	at WSH
12/21	L	2-3	PIT	3/20	T	2-2	CGY
12/23	L	1-5	BOS	3/22	L	1-4	STL
12/26	L	2-3	NYI	3/23	L	3-8	at BUF
12/28	L	1-4	at QUE	3/26	L	4-7	at BOS
12/30	T	4-4	WSH	3/27	W	5-1	BOS
1/1	L	5-7	at TOR	3/29	W	5-4	BUF
1/2	L	4-8	at BUF	4/2	L	4-5	QUE
1/6	L	4-6	VAN	4/3	L	5-6	at QUE

### MAJOR TRADES

**08/19/82** – Obtained Ken Linseman, Greg Adams and Philadelphia's first-round 1983 draft pick (David A. Jensen) for Mark Howe and third-round 1983 draft pick. On same day, Whalers obtained Risto Siltanen and Brent Loney from Edmonton for Ken Linseman and Don Nachbaur.

**10/01/82** – Obtained Mark Johnson and Kent-Erik Andersson from Minnesota for Jordy Douglas and a fifth-round 1984 draft pick (Jiri Poner).



# 1981-82 IN REVIEW

## CLOSING GAME ROSTER vs. Boston Bruins (away 4/4/82)

<b>3</b> Paul Shmyr	D	<b>11</b> Jordy Douglas	LW	<b>23</b> Paul MacDermid	RW	30	Greg Millen	C
<b>4</b> Ron Francis	C	<b>14</b> Dave Keon	C	<b>25</b> Mark Renaud	D	31	Mike Veisor	G
<b>5</b> Mark Howe	D	<b>20</b> Rick Meagher	C	<b>26</b> Don Nachbaur	LW	32	Dan Fridgen	LW
<b>6</b> Blake Wesley	D	<b>21</b> Blaine Stoughton	RW	<b>27</b> Warren Miller	RW	33	Jeff Brownschidle	D
<b>8</b> Gary Howatt	LW	<b>22</b> Doug Sulliman	RW	<b>28</b> Pierre Larouche	C			

## FINAL ADAMS DIVISION STANDINGS

	GP	W	L	T	GF	GA	PTS
MONTREAL	80	46	17	17	360	223	109
BOSTON	80	43	27	10	323	285	96
BUFFALO	80	39	26	15	307	273	93
QUEBEC	80	33	31	16	356	345	82
HARTFORD*	80	21	41	18	264	351	60

\*Did not make playoffs.

## FINAL STATISTICS (Whalers games only)

PLAYER	SCORING									
	GP	G	A	PTS	PIM	PP	SH	GW	GT	
BLAINE STOUGHTON	80	52	39	91	57	13	1	4	4	
DOUG SULLIMAN	77	29	40	69	39	5	0	4	0	
RON FRANCIS	59	25	43	68	51	12	0	1	1	
MARK HOWE	76	8	45	53	18	3	0	1	0	
PIERRE LAROUCHE	45	25	25	50	12	11	1	1	1	
GARRY HOWATT	80	18	32	50	242	1	0	2	0	
RICK MEAGHER	65	24	19	43	51	2	1	2	2	
CHRIS KOTSOPOULOS	68	13	20	33	147	5	0	1	1	
BLAKE WESLEY	78	9	18	27	123	3	0	1	0	
DON NACHBAUR	77	5	21	26	117	0	0	0	1	
WARREN MILLER	74	10	12	22	68	1	1	0	1	
RICK MacLEISH	34	6	16	22	16	4	0	0	0	
DAVE KEON	78	8	11	19	6	0	1	1	0	
MARK RENAUD	48	1	17	18	39	0	0	0	0	
JORDY DOUGLAS	30	10	7	17	44	4	0	2	0	
GEORGE LYLE	14	2	12	14	9	1	0	0	0	
DAN BOURBONNAIS	24	3	9	12	11	0	0	0	0	
PAUL SHMYR	66	1	11	12	134	0	0	0	0	
RAY NEUFELD	19	4	3	7	4	1	0	0	0	
MICKEY VOLCAN	26	1	5	6	29	1	0	0	0	
JACK McILHARGEY	50	1	5	6	60	0	0	0	0	
NORM BARNES	20	1	4	5	19	0	0	0	1	
DON GILLEN	34	1	4	5	22	0	0	0	0	
GREG MILLEN	55	0	5	5	2	0	0	0	0	
TOM ROWE	21	4	0	4	36	1	1	0	0	
RUSS ANDERSON	25	1	3	4	85	0	0	1	0	
MARTY HOWE	13	0	4	4	2	0	0	0	0	
STEWART SMITH	17	0	3	3	15	0	0	0	0	
ROB McCLANAHAN	17	0	3	3	11	0	0	0	0	
RANDY MacGREGOR	2	1	1	2	2	0	0	0	0	
PAUL MacDERMID	3	1	0	1	2	0	0	0	0	
GILLES LUPIEN	1	0	1	1	2	0	0	0	0	
MIKE FIDLER	2	0	1	1	0	0	0	0	0	
DAN FRIDGEN	2	0	1	1	0	0	0	0	0	
JEFF BROWNSCHIDLE	3	0	1	1	2	0	0	0	0	
MIKE VEISOR	13	0	1	1	0	0	0	0	0	
JOHN GARRETT	16	0	1	1	2	0	0	0	0	
MIKE McDOUGAL	3	0	0	0	0	0	0	0	0	
GERRY McDONALD	3	0	0	0	0	0	0	0	0	
GLENN MERKOSKY	7	0	0	0	2	0	0	0	0	
MICHEL GALARNEAU	10	0	0	0	4	0	0	0	0	

PLAYER	GOALTENDING					
	GP	MINS	GA	GAA	SO	W-L-T
JOHN GARRETT	16	897	63	4.21	0	5-6-4
GREG MILLEN	55	3195	229	4.30	0	11-30-12
MIKE VEISOR	13	701	53	4.54	0	5-5-2

## COMPLETE RESULTS

DATE	W/L	SCORE	OPP.	DATE	W/L	SCORE	OPP.
10/6	L	5-6	at QUE	1/9	L	2-3	BUF
10/8	T	5-5	at MTL	1/11	L	2-6	at QUE
10/10	T	1-1	BOS	1/16	T	3-3	at BOS
10/15	L	2-7	MTL	1/17	L	1-7	at BUF
10/17	W	8-1	DET	1/20	W	4-2	QUE
10/21	L	2-5	at EDM	1/23	T	2-2	at DET
10/23	T	2-2	at VAN	1/25	W	6-5	at CHI
10/24	L	3-7	at CGY	1/27	W	3-1	CGY
10/29	T	6-6	NYI	1/30	W	3-2	BOS
10/31	T	2-2	CHI	1/31	T	4-4	QUE
11/1	L	1-4	at BOS	2/2	W	5-3	at LA
11/4	L	1-4	VAN	2/5	T	4-4	at COL
11/7	W	4-2	MIN	2/6	W	4-2	at STL
11/8	T	2-2	at BUF	2/10	T	3-3	at PIT
11/11	T	4-4	EDM	2/13	L	2-3	NYR
11/12	L	3-5	at PHI	2/14	L	1-9	NYI
11/14	L	0-4	WSH	2/16	L	2-7	at CGY
11/18	W	8-5	TOR	2/19	L	4-7	at EDM
11/19	L	1-6	at BOS	2/20	L	2-4	at VAN
11/21	L	3-7	at QUE	2/22	L	7-8	at MIN
11/25	T	3-3	QUE	2/24	W	4-3	BOS
11/28	W	6-2	WSH	2/27	L	1-7	at WSH
11/29	L	3-6	at MTL	2/28	L	0-5	MTL
12/2	W	5-3	at TOR	3/3	T	3-3	at BUF
12/4	L	2-4	BUF	3/6	T	2-2	BUF
12/6	W	5-3	at NYR	3/7	W	7-6	LA
12/9	W	5-1	STL	3/10	W	6-2	WIN
12/12	L	2-4	COL	3/13	L	0-5	at MTL
12/13	L	1-6	at CHI	3/14	L	3-4	COL
12/16	L	1-6	MTL	3/16	W	7-5	at QUE
12/19	T	5-5	LA	3/18	W	4-1	BUF
12/20	L	2-8	at BUF	3/20	L	2-5	PHI
12/22	W	3-2	at DET	3/21	L	3-5	at PHI
12/26	L	6-9	BOS	3/24	T	3-3	QUE
12/27	W	7-3	TOR	3/27	L	4-5	at NYI
12/29	L	1-6	at STL	3/28	L	2-5	MIN
12/30	W	6-1	at WIN	3/30	L	4-6	at MTL
1/2	L	4-9	at PIT	3/31	L	1-5	MTL
1/3	L	4-6	PIT	4/3	T	3-3	NYR
1/6	L	4-5	WIN	4/4	L	2-7	at BOS

## MAJOR TRADES

- 06/15/81** – Greg Millen signed as a free agent from PIT.
- 06/29/81** – Pat Boutette and Kevin McClelland awarded to PIT as compensation for Greg Millen.
- 10/02/81** – Obtained Garry Howatt from NYI for a fifth-round 1983 draft pick (Bob Caufield).
- 10/02/81** – Obtained Doug Sulliman, Chris Kotsopoulos and Gerry McDonald from NYR for Mike Rogers.
- 12/21/81** – Obtained Pierre Larouche from MTL for a flip-flop of first-round picks in 1984, Hartford's second pick in 1984 and a switch of third-round positions in 1985.

## SEASON HIGHLIGHTS

- Rick Ley, battling severe knee injuries, retires – September 9, 1981.
- Whalers recall first-round draft pick Ron Francis from the Sault Ste. Marie Greyhounds – November 14, 1981.
- Rick Ley's #2 retired – December 26, 1981.
- Whalers reel off a 6-0-4 streak between January 20 and February 10.
- Dave Keon announces retirement at conclusion of the season.
- Blaine Stoughton tops the 50-goal mark for the second time in his NHL career.

## CLOSING GAME ROSTER vs. Pittsburgh Penguins (home 4/5/81)

<b>1</b> Mike Veisor	G	<b>15</b> Dave Debol	C	<b>23</b> Gilles Lupien	D	<b>31</b> Mike Fidler	LW
<b>3</b> Al Sims	D	<b>17</b> Mike Rogers	C	<b>24</b> Kevin Kemp	D	<b>33</b> Stuart Smith	D
<b>5</b> Mark Howe	D	<b>20</b> Rick Meagher	C	<b>25</b> Norm Barnes	D	<b>35</b> John Garrett	G
<b>12</b> Tom Rowe	RW	<b>21</b> Blaine Stoughton	RW	<b>26</b> Don Nachbaur	LW		
<b>14</b> Dave Keon	C	<b>22</b> Jeff Brubaker	LW	<b>27</b> Warren Miller	RW		

## FINAL NORRIS DIVISION STANDINGS

	GP	W	L	T	GF	GA	PTS
MONTREAL	80	45	22	13	332	232	103
LOS ANGELES	80	43	24	13	337	290	99
PITTSBURGH	80	30	37	13	302	345	73
HARTFORD*	80	21	41	18	292	372	60
DETROIT	80	19	43	18	252	339	56

\*Did not make playoffs.

## COMPLETE RESULTS

DATE	W/L	SCORE	OPP.	DATE	W/L	SCORE	OPP.
10/9	L	6-8	at STL	1/10	W	5-3	at WPG
10/11	L	3-9	at MIN	1/12	L	2-5	STL
10/12	T	3-3	at BUF	1/14	L	4-5	LA
10/15	W	5-2	at PIT	1/17	L	2-3	CHI
10/18	W	4-2	DET	1/18	L	2-3	at WSH
10/19	T	3-3	NYI	1/21	T	6-6	STL
10/22	W	3-0	COL	1/23	L	2-4	CGY
10/25	W	4-2	QUE	1/24	L	4-7	at TOR
10/26	L	1-6	at PHI	1/28	W	6-3	COL
10/29	W	5-3	DET	1/30	T	5-5	TOR
10/30	L	2-8	at MTL	1/31	L	3-5	BUF
11/1	T	4-4	VAN	2/2	L	2-4	at QUE
11/5	L	1-6	at STL	2/4	T	3-3	BOS
11/6	T	3-3	at COL	2/7	L	2-6	CHI
11/8	L	4-5	PHI	2/8	T	6-6	at PHI
11/12	L	1-5	MIN	2/12	T	2-2	at DET
11/15	L	4-8	WSH	2/14	L	4-7	at MIN
11/16	L	3-7	at NYR	2/15	T	4-4	at CHI
11/20	L	0-5	at NYI	2/18	T	3-3	WPG
11/22	W	4-3	VAN	2/19	L	2-6	at PIT
11/23	L	3-11	at CHI	2/22	W	6-5	NYR
11/26	W	8-4	WPG	2/25	W	3-2	MIN
11/28	W	6-4	EDM	2/27	L	1-5	at CGY
11/29	L	2-5	BUF	3/1	L	0-3	at VAN
12/2	L	2-5	at LA	3/3	L	4-5	at COL
12/3	T	4-4	at VAN	3/6	W	5-3	at BUF
12/6	W	5-3	at CGY	3/8	L	4-5	CGY
12/7	L	4-6	at EDM	3/10	T	4-4	at DET
12/10	W	8-5	at WPG	3/11	L	2-5	WSH
12/13	T	5-5	LA	3/14	L	2-6	at NYR
12/17	W	5-4	BOS	3/15	L	2-4	at BOS
12/20	T	4-4	at BOS	3/18	W	9-3	MTL
12/21	L	5-6	at QUE	3/21	L	4-6	NYR
12/23	W	7-2	at TOR	3/22	T	3-3	TOR
12/26	W	9-7	PIT	3/25	L	2-7	EDM
12/27	T	5-5	NYI	3/27	W	5-3	at WSH
1/2	L	1-3	MTL	3/29	L	1-4	PHI
1/3	L	1-8	at NYI	4/1	W	5-4	QUE
1/7	L	3-5	at LA	4/3	L	1-6	at MTL
1/9	T	6-6	at EDM	4/5	L	4-5	PIT

## MAJOR TRADES

- 06/05/80** – Obtained Rick Meagher from MTL for flip-flop of draft positions in third and fifth rounds in 1981.
- 11/21/80** – Obtained Norm Barnes and Jack McIlhargey from PHI for a second-round draft pick in 1982 (Peter Ihnacek).
- 12/16/80** – Obtained Mike Fidler from MIN for Gordie Roberts.

## FINAL STATISTICS (Whalers games only)

PLAYER	SCORING									
	GP	G	A	PTS	PIM	PP	SH	GW	GT	
MIKE ROGERS	80	40	65	105	32	10	4	1	0	
PAT BOUTETTE	80	28	52	80	160	8	2	3	1	
BLAINE STOUGHTON	71	43	30	73	56	10	2	6	1	
MARK HOWE	63	19	46	65	54	7	2	3	0	
AL SIMS	80	16	36	52	68	5	0	1	0	
DAVE KEON	80	13	34	47	26	2	0	1	0	
WARREN MILLER	77	22	22	44	37	3	3	1	0	
TOM ROWE	74	13	28	41	190	1	0	1	0	
DON NACHBAUR	77	16	17	33	139	2	0	1	0	
DAVE DEBOL	44	14	12	26	70	2	0	0	1	
JORDY DOUGLAS	55	13	9	22	29	3	0	1	0	
MIKE FIDLER	38	9	9	18	4	2	0	0	0	
RICK MEAGHER	27	7	10	17	19	0	0	0	0	
THOMMY ABRAHAMSSON	32	6	11	17	16	4	0	1	0	
RAY NEUFELD	52	5	10	15	44	0	0	0	0	
BERNIE JOHNSTON	25	4	11	15	8	0	0	0	0	
GORDIE ROBERTS	27	2	11	13	81	1	0	0	0	
MICKEY VOLCAN	49	2	11	13	26	0	0	0	0	
NORM BARNES	54	1	10	11	82	0	0	0	0	
JEFF BRUBAKER	43	5	3	8	93	0	0	0	0	
MICHEL GALARNEAU	30	2	6	8	9	0	0	1	0	
STUART SMITH	38	1	7	8	55	0	0	0	0	
NICK FOTIU	42	4	3	7	79	0	0	0	0	
JACK McILHARGEY	48	1	6	7	142	0	0	0	0	
GILLIES LUPIEN	20	2	4	6	39	0	0	0	0	
STEVE ALLEY	8	2	2	4	11	0	0	0	0	
RICK LEY	16	0	2	2	20	0	0	0	0	
MARK RENAUD	4	1	0	1	0	0	0	0	0	
RAY ALLISON	6	1	0	1	0	0	0	0	0	
MARTY HOWE	12	0	1	1	25	0	0	0	0	
JOHN GARRETT	54	0	1	1	2	0	0	0	0	
KEN HOLLAND	1	0	0	0	0	0	0	0	0	
KEVIN KEMP	3	0	0	0	4	0	0	0	0	
KEVIN ARTHUR	3	0	0	0	0	0	0	0	0	
MIKE VEISOR	29	0	0	0	0	0	0	0	0	

PLAYER	GOALTENDING					
	GP	MINS	GA	GAA	SO	W-L-T
MIKE VEISOR	29	1580	118	4.48	1	6-13-6
JOHN GARRETT	54	3145	241	4.60	0	15-27-12
KEN HOLLAND	1	60	7	7.00	0	0-1-0

## SEASON HIGHLIGHTS

- Blaine Stoughton sits out the first eight games in a contract dispute.
- Gordie Howe's #9 retired – February 18, 1981.
- Larry Pleau replaces fired head coach Don Blackburn – February 20, 1981.
- Pleau replaces fired Jack Kelley as director of hockey operations – April 1, 1981.
- Mike Rogers records second straight 100-point campaign.

# 1979-80 IN REVIEW

## CLOSING GAME ROSTER vs. Montreal Canadiens (away 4/11/80)

<b>1</b> Al Smith	G	<b>9</b> Gordie Howe	C	<b>16</b> Bobby Hull	LW	<b>25</b> Steve Alley	LW
<b>3</b> Al Sims	D	<b>10</b> Ray Neufeld	RW	<b>17</b> Mike Rogers	D	<b>28</b> Pat Boutette	LW
<b>5</b> Mark Howe	D	<b>12</b> Tom Rowe	RW	<b>18</b> Marty Howe	D	<b>32</b> Larry Giroux	D
<b>7</b> Gordie Roberts	D	<b>14</b> Dave Keon	C	<b>23</b> Nick Fotiu	LW	<b>35</b> John Garrett	G
<b>8</b> Ray Allison	RW	<b>15</b> Dave Debol	C	<b>24</b> Bernie Johnston	LW		

### FINAL NORRIS DIVISION STANDINGS

	GP	W	L	T	GF	GA	PTS
MONTREAL	80	47	20	13	328	240	107
LOS ANGELES	80	30	36	14	290	313	74
PITTSBURGH	80	30	37	13	251	303	73
HARTFORD*	80	27	34	19	303	312	73
DETROIT	80	26	43	11	268	306	63

\*Lost to Montreal in first round of playoffs 3-0.

### FINAL STATISTICS (Walers games only)

PLAYER	SCORING								
	GP	G	A	PTS	PIM	PP	SH	GW	GT
MIKE ROGERS	80	44	61	105	10	3	2	0	0
BLAINE STOUGHTON	80	56	44	100	16	16	2	9	3
MARK HOWE	74	24	56	80	20	5	2	3	1
DAVE KEON	76	10	52	62	10	0	0	0	0
JORDY DOUGLAS	77	33	24	57	39	5	0	5	1
PAT BOUTETTE	47	13	31	44	75	3	0	0	0
GORDIE HOWE	80	15	26	41	42	2	0	0	1
AL SIMS	76	10	31	41	30	2	0	1	1
GORDIE ROBERTS	80	8	28	36	89	1	0	1	0
GREG CARROLL	71	13	19	32	24	0	1	2	0
RAY ALLISON	64	16	12	28	13	0	0	2	1
DAVE DEBOL	48	12	14	26	4	0	0	1	0
BERNIE JOHNSTON	32	8	13	21	8	0	0	0	0
RICK LEY	65	4	16	20	92	0	0	1	0
NICK FOTIU	74	10	8	18	107	0	0	0	0
ALAN HANGSLEBEN	37	3	15	18	69	0	0	1	0
ANDRE LACROIX	29	3	14	17	2	1	0	0	0
TOM ROWE	20	6	4	10	30	1	0	1	0
RON PLUMB	26	3	4	7	14	0	0	0	0
BOBBY HULL	9	2	5	7	0	1	0	0	0
LARRY GIROUX	47	2	5	7	44	0	0	0	1
BILL BENNETT	24	3	3	6	63	2	0	0	0
TIM SHEEHY	12	2	1	3	0	0	0	0	0
JIM WARNER	32	0	3	3	32	0	0	0	0
STEVE ALLEY	7	1	1	2	0	0	0	0	0
BRIAN HILL	19	1	1	2	4	0	0	0	1
MARK RENAUD	13	0	2	2	4	0	0	0	0
JOHN GARRETT	52	0	2	2	12	0	0	0	0
RAY NEUFELD	8	1	0	1	0	0	0	0	0
JEFF BRUBAKER	3	0	1	1	2	0	0	0	0
BOB STEPHENSON	4	0	1	1	0	0	0	0	0
MIKE ANTONOVICH	5	0	1	1	2	0	0	0	0
MARTY HOWE	6	0	1	1	4	0	0	0	0
CHUCK LUKSA	8	0	1	1	4	0	0	0	0
AL SMITH	30	0	1	1	10	0	0	0	0
JEAN SAVARD	1	0	0	0	0	0	0	0	0
STUART SMITH	4	0	0	0	0	0	0	0	0
RICK HODGSON	6	0	0	0	6	0	0	0	0
MAYNARD SCHURMAN	7	0	0	0	0	0	0	0	0

### GOALTENDING

PLAYER	GP	MINS	GA	GAA	SO	W-L-T
AL SMITH	30	1754	107	3.66	2	11-10-8
JOHN GARRETT	52	3046	202	3.98	0	16-24-11

### SEASON HIGHLIGHTS

- All-time WHA scoring king Andre Lacroix retires – December 20, 1979.
- Whalers re-open the Hartford Civic Center with a 7-3 win over Los Angeles – February 6.
- Whalers retire John McKenzie's #19 – February 27, 1980.
- Whalers sign hockey legend Bobby Hull – February 27, 1980.
- Gordie Howe scores his 800th career NHL regular season goal – February 29, 1980.
- Blaine Stoughton ties for NHL goal scoring lead with 56.
- Mike Rogers finishes eighth in NHL scoring with 105 points.

### COMPLETE RESULTS

DATE	W/L	SCORE	OPP.	DATE	W/L	SCORE	OPP.
10/11	L	1-4	at MIN	1/17	W	7-1	PIT
10/13	T	3-3	at PIT	1/19	W	5-3	CHI
10/14	T	3-3	at CHI	1/21	W	7-2	WIN
10/17	L	1-3	at BUF	1/24	L	2-7	MTL
10/19	W	6-3	LA	1/26	L	2-3	at NYI
10/20	L	1-6	at NYI	1/28	W	6-1	ATL
10/24	T	2-2	at QUE	1/30	W	8-2	BOS
10/26	L	1-2	NYI	2/2	L	3-5	at ATL
10/28	T	2-2	at NYR	2/3	W	5-3	NYI
10/31	W	4-2	at TOR	2/6	W	7-3	LA
11/2	W	5-3	TOR	2/8	T	4-4	COL
11/6	W	7-2	at COL	2/10	L	2-6	MIN
11/9	L	2-4	CHI	2/12	T	5-5	VAN
11/11	T	5-5	at CHI	2/15	W	5-4	WIN
11/14	L	2-3	at WIN	2/16	L	3-5	at TOR
11/17	W	4-0	EDM	2/18	W	6-4	NYR
11/18	L	4-5	at BOS	2/19	W	6-2	EDM
11/21	W	5-3	BUF	2/23	W	6-5	at ATL
11/24	T	4-4	QUE	2/26	L	5-9	at QUE
11/25	W	4-2	ATL	2/27	L	3-6	BOS
11/27	L	2-6	at PHI	2/29	W	3-0	STL
11/30	W	7-5	PIT	3/1	W	6-3	at STL
12/1	T	4-4	at MTL	3/6	L	3-4	at BUF
12/4	T	3-3	at WSH	3/8	L	5-9	at WSH
12/7	L	4-7	NYR	3/9	T	1-1	at BOS
12/9	L	0-3	at EDM	3/12	T	4-4	at DET
12/11	L	3-5	at VAN	3/13	W	3-1	VAN
12/12	L	4-7	at LA	3/15	W	4-1	COL
12/15	L	5-6	at COL	3/16	L	1-6	MIN
12/19	W	5-4	WSH	3/19	T	5-5	MTL
12/22	L	2-4	BUF	3/21	T	5-5	PHI
12/23	L	2-4	at PHI	3/22	T	5-5	at MTL
12/26	T	4-4	PHI	3/24	L	5-7	STL
12/29	L	0-3	at STL	3/26	L	0-7	at WIN
1/2	T	3-3	at EDM	3/28	T	4-4	at VAN
1/4	L	3-6	WSH	3/29	T	2-2	at LA
1/6	L	1-2	DET	4/1	L	4-5	TOR
1/7	L	2-5	at NYR	4/2	L	4-6	at PIT
1/9	L	2-6	at MIN	4/4	W	9-2	QUE
1/12	W	6-4	at DET	4/6	W	5-3	DET

### MAJOR TRADES

**12/24/79** – Obtained Pat Boutette from TOR for Bob Stephenson.

**01/17/80** – Obtained Tom Rowe from WSH for Alan Hangesleben.

**02/27/80** – Obtained Bobby Hull from WPG for future considerations.

## RECORDS

YEAR	GP	W	L	T	OTL	PTS	GF	GA	YEAR	GP	W	L	T	OTL	PTS	GF	GA
1972-73 (WHA-BOS)	78	46*	30	2		94*	318*	263	1995-96 (NHL-HFD)	82	34	39	9		77	237	259
1973-74 (WHA-BOS)	78	43#	31	4		90#	291	260	1996-97 (NHL-HFD)	82	32	39	11		75	226	256
1974-75 (WHA-HFD)	78	43#	30	5		91#	274#	279	1997-98 (NHL-CAR)	82	33	41	8		74	200	219
1975-76 (WHA-HFD)	80	33	40	7*		73	255	290	1998-99 (NHL-CAR)	82	34#	30	18		86#	210	202
1976-77 (WHA-HFD)	81	35	40	6		76	275	290	1999-00 (NHL-CAR)	82	37	35	10	0	84	217	216
1977-78 (WHA-HFD)	80	44	31	5*		93	335	269	2000-01 (NHL-CAR)	82	38	32	9	3	88	212	225
1978-79 (WHA-HFD)	80	37	34	9*		83	298	287	2001-02 (NHL-CAR)	82	35	26	16*	5	91#	217	217
1979-80 (NHL-HFD)	80	27	34	19		73	303	312	2002-03 (NHL-CAR)	82	22	43	11	6	61	171	240
1980-81 (NHL-HFD)	80	21	41	18		60	292	372	2003-04 (NHL-CAR)	82	28	34	14	6	76	172	209
1981-82 (NHL-HFD)	80	21	41	18		60	264	351	2005-06 (NHL-CAR)	82	52#	22	8	112#	294#	260	
1982-83 (NHL-HFD)	80	19	54*	7		45	261	403*	2006-07 (NHL-CAR)	82	40	34		8	88	241	253
1983-84 (NHL-HFD)	80	28	42	10		66	288	320	2007-08 (NHL-CAR)	82	43	33		6	92	250	246
1984-85 (NHL-HFD)	80	30	41	9		69	268	318	2008-09 (NHL-CAR)	82	45	30		7	97	239	226
1985-86 (NHL-HFD)	80	40	36	4		84	332#	302	2009-10 (NHL-CAR)	82	35	37		10	80	230	256
1986-87 (NHL-HFD)	80	43#	30	7		93#	287	270	2010-11 (NHL-CAR)	82	40	31		11	91	236	239
1987-88 (NHL-HFD)	80	35	38	7		77	249	267	2011-12 (NHL-CAR)	82	33	33		16	82	213	243
1988-89 (NHL-HFD)	80	37	38	5		79	299	290	2012-13 (NHL-CAR)	48	19	25		4	42	128	160
1989-90 (NHL-HFD)	80	38	33	9		85	275	268	2013-14 (NHL-CAR)	82	36	35		11	83	207	230
1990-91 (NHL-HFD)	80	31	38	11		73	238	276	2014-15 (NHL-CAR)	82	30	41		11	71	188	226
1991-92 (NHL-HFD)	80	26	41	13		65	247	283	2015-16 (NHL-CAR)	82	35	31		16	86	198	226
1992-93 (NHL-HFD)	84	26	52	6		58	284	369	2016-17 (NHL-CAR)	82	36	31		15	87	215	236
1993-94 (NHL-HFD)	84	27	48	9		63	227	288	2017-18 (NHL-CAR)	82	36	35		11	83	228	256
1994-95 (NHL-HFD)	48	19	24	5		43	127	141	2018-19 (NHL-CAR)	82	46	29		7	99	245	223

\* – Indicates a League Leading Figure # – Indicates a Division Leading Figure

YEAR	FINISHED	PLAYOFF RESULT	COACH (CAPTAIN)
1972-73 (WHA-BOS)	1st East Div.	Won Avco-World Trophy	Jack Kelley (Ted Green)
1973-74 (WHA-BOS)	1st East Div.	Lost Quarterfinals	Ron Ryan (Ted Green)
1974-75 (WHA-HFD)	1st East Div.	Lost Quarterfinals	Ron Ryan / Jack Kelley (Ted Green)
1975-76 (WHA-HFD)	3rd East Div.	Lost Semifinals	Jack Kelley / Don Blackburn / Harry Neale (Rick Ley)
1976-77 (WHA-HFD)	4th East Div.	Lost Quarterfinals	Harry Neale (Rick Ley)
1977-78 (WHA-HFD)	2nd of 8 teams	Lost Finals	Harry Neale (Rick Ley)
1978-79 (WHA-HFD)	4th of 6 teams	Lost Semifinals	Bill Dineen / Don Blackburn (Rick Ley)
1979-80 (NHL-HFD)	4th Norris Div.	Lost Preliminary	Don Blackburn (Rick Ley)
1980-81 (NHL-HFD)	4th Norris Div.	Out of Playoffs	Don Blackburn / Larry Pleau (Rick Ley / Mike Rogers)
1981-82 (NHL-HFD)	5th Adams Div.	Out of Playoffs	Larry Pleau (Dave Keon)
1982-83 (NHL-HFD)	5th Adams Div.	Out of Playoffs	Larry Kish / Larry Pleau / John Cunniff (Russ Anderson)
1983-84 (NHL-HFD)	5th Adams Div.	Out of Playoffs	Jack Evans (Mark Johnson)
1984-85 (NHL-HFD)	5th Adams Div.	Out of Playoffs	Jack Evans (Mark Johnson / Ron Francis)
1985-86 (NHL-HFD)	4th Adams Div.	Lost Division Finals	Jack Evans (Ron Francis)
1986-87 (NHL-HFD)	1st Adams Div.	Lost Div. Semifinals	Jack Evans (Ron Francis)
1987-88 (NHL-HFD)	4th Adams Div.	Lost Div. Semifinals	Jack Evans / Larry Pleau (Ron Francis)
1988-89 (NHL-HFD)	4th Adams Div.	Lost Div. Semifinals	Larry Pleau (Ron Francis)
1989-90 (NHL-HFD)	4th Adams Div.	Lost Div. Semifinals	Rick Ley (Ron Francis)
1990-91 (NHL-HFD)	4th Adams Div.	Lost Div. Semifinals	Rick Ley (Ron Francis until 12/90)
1991-92 (NHL-HFD)	4th Adams Div.	Lost Div. Semifinals	Jim Roberts (Randy Ladouceur)
1992-93 (NHL-HFD)	5th Adams Div.	Out of Playoffs	Paul Holmgren (Pat Verbeek)
1993-94 (NHL-HFD)	6th Northeast Div.	Out of Playoffs	Paul Holmgren / Pierre McGuire (Pat Verbeek)
1994-95 (NHL-HFD)	5th Northeast Div.	Out of Playoffs	Paul Holmgren (Pat Verbeek until 3/95)
1995-96 (NHL-HFD)	4th Northeast Div.	Out of Playoffs	Paul Holmgren / Paul Maurice (Brendan Shanahan)
1996-97 (NHL-HFD)	5th Northeast Div.	Out of Playoffs	Paul Maurice (Kevin Dineen)
1997-98 (NHL-CAR)	6th Northeast Div.	Out of Playoffs	Paul Maurice (Kevin Dineen)
1998-99 (NHL-CAR)	1st Southeast Div.	Lost Conf. Quarterfinals	Paul Maurice (Keith Primeau)
1999-00 (NHL-CAR)	3rd Southeast Div.	Out of Playoffs	Paul Maurice (Ron Francis)
2000-01 (NHL-CAR)	2nd Southeast Div.	Lost Conf. Quarterfinals	Paul Maurice (Ron Francis)
2001-02 (NHL-CAR)	1st Southeast Div.	Lost Stanley Cup Finals	Paul Maurice (Ron Francis)
2002-03 (NHL-CAR)	5th Southeast Div.	Out of Playoffs	Paul Maurice (Ron Francis)
2003-04 (NHL-CAR)	3rd Southeast Div.	Out of Playoffs	Paul Maurice / Peter Laviolette (Ron Francis until 3/04)
2005-06 (NHL-CAR)	1st Southeast Div.	Won Stanley Cup	Peter Laviolette (Rod Brind'Amour)
2006-07 (NHL-CAR)	3rd Southeast Div.	Out of Playoffs	Peter Laviolette (Rod Brind'Amour)
2007-08 (NHL-CAR)	2nd Southeast Div.	Out of Playoffs	Peter Laviolette (Rod Brind'Amour)
2008-09 (NHL-CAR)	2nd Southeast Div.	Lost Conf. Finals	Peter Laviolette / Paul Maurice (Rod Brind'Amour)
2009-10 (NHL-CAR)	3rd Southeast Div.	Out of Playoffs	Paul Maurice (Rod Brind'Amour / Eric Staal)
2010-11 (NHL-CAR)	3rd Southeast Div.	Out of Playoffs	Paul Maurice (Eric Staal)
2011-12 (NHL-CAR)	5th Southeast Div.	Out of Playoffs	Paul Maurice / Kirk Muller (Eric Staal)
2012-13 (NHL-CAR)	3rd Southeast Div.	Out of Playoffs	Kirk Muller (Eric Staal)
2013-14 (NHL-CAR)	7th Metropolitan Div.	Out of Playoffs	Kirk Muller (Eric Staal)
2014-15 (NHL-CAR)	8th Metropolitan Div.	Out of Playoffs	Bill Peters (Eric Staal)
2015-16 (NHL-CAR)	6th Metropolitan Div.	Out of Playoffs	Bill Peters (Eric Staal until 2/28/16)
2016-17 (NHL-CAR)	7th Metropolitan Div.	Out of Playoffs	Bill Peters (none)
2017-18 (NHL-CAR)	6th Metropolitan Div.	Out of Playoffs	Bill Peters (Justin Faulk / Jordan Staal)
2018-19 (NHL-CAR)	4th Metropolitan Div.	Lost Conf. Finals	Rod Brind'Amour (Justin Williams)



# YEAR-BY-YEAR

## NHL HOME AND ROAD RECORDS

HOME ICE RECORD									ROAD ICE RECORD									OVERALL REGULAR SEASON RECORD								
YEAR	GP	W	L	T	OTL	PTS	GF	GA	GP	W	L	T	OTL	PTS	GF	GA	GP	W	L	T	OTL	PTS	GF	GA		
1979-80	40	22	12	6		50	179	141	40	5	22	13		23	124	171	80	27	34	19		73	303	312		
1980-81	40	14	17	9		37	158	169	40	7	24	9		23	134	203	80	21	41	18		60	292	372		
1981-82	40	13	17	10		36	136	152	40	8	24	8		24	128	199	80	21	41	18		60	264	351		
1982-83	40	13	22	5		31	147	169	40	6	32	2		14	114	234	80	19	54	7		45	261	403		
1983-84	40	19	16	5		43	158	150	40	9	26	5		23	130	170	80	28	42	10		66	288	320		
1984-85	40	17	18	5		39	137	148	40	13	23	4		30	131	170	80	30	41	9		69	268	318		
1985-86	40	21	17	2		44	181	153	40	19	19	2		40	151	149	80	40	36	4		84	332	302		
1986-87	40	26	9	5		57	150	112	40	17	21	2		36	137	158	80	43	30	7		93	287	270		
1987-88	40	21	14	5		47	134	124	40	14	24	2		30	115	143	80	35	38	7		77	249	267		
1988-89	40	21	17	2		44	156	145	40	16	21	3		35	143	145	80	37	38	5		79	299	290		
1989-90	40	17	18	5		39	134	135	40	21	15	4		46	141	133	80	38	33	9		85	275	268		
1990-91	40	18	16	6		42	128	128	40	13	22	5		31	110	148	80	31	38	11		73	238	276		
1991-92	40	13	17	10		36	120	126	40	13	24	3		29	127	157	80	26	41	13		65	247	283		
1992-93	42	12	25	5		29	141	176	42	14	27	1		29	143	193	84	26	52	6		58	284	369		
1993-94	42	14	22	6		34	123	129	42	13	26	3		29	104	159	84	27	48	9		63	227	288		
1994-95	24	12	10	2		26	64	65	24	7	14	3		17	63	76	48	19	24	5		43	127	141		
1995-96	41	22	15	4		48	134	120	41	12	24	5		29	103	139	82	34	39	9		77	237	259		
1996-97	41	23	15	3		49	116	108	41	9	24	8		26	110	148	82	32	39	11		75	226	256		
1997-98	41	16	18	7		39	106	109	41	17	23	1		35	94	110	82	33	41	8		74	200	219		
1998-99	41	20	12	9		49	110	96	41	14	18	9		37	100	106	82	34	30	18		86	210	202		
1999-00	41	20	16	5	0	45	99	102	41	17	19	5	0	39	118	114	82	37	35	10	0	84	217	216		
2000-01	41	23	15	3	0	49	129	115	41	15	17	6	3	39	83	110	82	38	32	9	3	88	212	225		
2001-02	41	15	13	11	2	43	98	105	41	20	13	5	3	48	119	112	82	35	26	16	5	91	217	217		
2002-03	41	12	17	9	3	36	84	102	41	10	26	2	3	25	87	138	82	22	43	11	6	61	171	240		
2003-04	41	13	18	8	2	36	85	100	41	15	16	6	4	40	87	109	82	28	34	14	6	76	172	209		
2005-06	41	31	8		2	64	153	127	41	21	14		6	48	141	133	82	52	22		8	112	294	260		
2006-07	41	21	16		4	46	128	131	41	19	18		4	42	113	122	82	40	34		8	88	241	253		
2007-08	41	24	13		4	52	140	119	41	19	20		2	40	110	127	82	43	33		6	92	250	246		
2008-09	41	26	14		1	53	115	106	41	19	16		6	44	121	115	82	45	30		7	97	236	221		
2009-10	41	21	17		3	45	122	124	41	14	20		7	35	108	132	82	35	37		10	80	226	251		
2010-11	41	22	14		5	49	126	114	41	18	17		6	42	110	125	82	40	31		11	91	236	239		
2011-12	41	20	14		7	47	106	110	41	13	19		9	35	107	133	82	33	33		16	82	213	243		
2012-13	24	9	14		1	19	67	83	24	10	11		3	23	61	77	48	19	25		4	42	128	160		
2013-14	41	18	17		6	42	99	123	41	18	18		5	41	103	121	82	36	35		11	83	207	230		
2014-15	41	18	16		7	43	90	89	41	12	25		4	28	93	130	82	30	41		11	71	183	219		
2015-16	41	19	15		7	45	106	112	41	16	16		9	41	90	109	82	35	31		16	86	196	221		
2016-17	41	23	12		6	52	110	107	41	13	19		9	35	105	129	82	36	31		15	87	215	236		
2017-18	41	19	16		6	44	110	122	41	17	19		5	39	118	134	82	36	35		11	83	228	256		
2018-19	41	24	13		4	52	128	108	41	22	16		3	47	119	113	82	46	26		7	99	245	223		
39-YR. TOTALS	1554	732	605	147	70	1681	4807	4754	1554	555	792	116	91	1317	4395	5394	3108	1287	1394	263	161	2998	9201	10131		
39-YR. AVG.*	40	19	16	6	4	43	123	122	40	14	20	5	5	34	113	138	80	33	36	11	8	77	236	260		

\* Ties are averaged from 1979-2004 (25 seasons) and overtime losses are averaged from 1999-present (19 seasons)

## BEST RECORD AFTER GAMES 1-84

AFTER	POINTS	SEASON(S)	AFTER	POINTS	SEASON(S)	AFTER	POINTS	SEASON(S)
1 game	2	85-86, 86-87, 95-96,	26 games	34	05-06	56 games	80	05-06
		96-97, 99-00, 01-02,	27 games	36	05-06	57 games	82	05-06
		08-09, 10-11, 17-18	28 games	38	05-06	58 games	84	05-06
2 games	4	85-86, 95-96, 96-97,	29 games	38	05-06	59 games	86	05-06
		99-00, 01-02, 08-09,	30 games	40	05-06	60 games	88	05-06
		10-11	31 games	42	05-06	61 games	90	05-06
3 games	6	95-96	32 games	44	05-06	62 games	91	05-06
4 games	8	95-96	33 games	46	05-06	63 games	91	05-06
5 games	9	95-96, 18-19	34 games	48	05-06	64 games	92	05-06
6 games	10	96-97	35 games	49	05-06	65 games	94	05-06
7 games	11	91-92	36 games	49	05-06	66 games	96	05-06
8 games	11	91-92, 96-97, 05-06,	37 games	50	05-06	67 games	96	05-06
		07-08	38 games	52	05-06	68 games	96	05-06
9 games	13	05-06, 07-08	39 games	54	05-06	69 games	98	05-06
10 games	15	05-06, 07-08	40 games	56	05-06	70 games	98	05-06
11 games	17	05-06	41 games	58	05-06	71 games	100	05-06
12 games	19	05-06	42 games	60	05-06	72 games	100	05-06
13 games	21	05-06	43 games	62	05-06	73 games	102	05-06
14 games	23	05-06	44 games	64	05-06	74 games	102	05-06
15 games	25	05-06	45 games	66	05-06	75 games	104	05-06
16 games	25	05-06	46 games	68	05-06	76 games	106	05-06
17 games	27	05-06	47 games	68	05-06	77 games	108	05-06
18 games	29	05-06	48 games	70	05-06	78 games	108	05-06
19 games	29	05-06	49 games	72	05-06	79 games	109	05-06
20 games	29	05-06	50 games	74	05-06	80 games	111	05-06
21 games	29	05-06	51 games	76	05-06	81 games	112	05-06
22 games	31	05-06	52 games	78	05-06	82 games	112	05-06
23 games	31	05-06	53 games	78	05-06	83 games	61	93-94
24 games	33	05-06	54 games	80	05-06	84 games	63	93-94
25 games	34	05-06	55 games	80	05-06			

(schedule increased to 84 games in 1992-93)

## ALL-TIME ATTENDANCE

SEASON	REGULAR SEASON ATTENDANCE	NUMBER OF GAMES	REGULAR SEASON AVERAGE	PLAYOFF ATTENDANCE	PLAYOFF AVERAGE	TOTAL OVERALL ATTENDANCE	OVERALL AVERAGE	PERCENT OF CAPACITY
1979-80 (HFD)	394,228	40	9,856	(1) 14,460	14,460	408,688	9,968	91.9%
1980-81 (HFD)	461,008	40	11,525	—	—	461,008	11,525	79.4%
1981-82 (HFD)	456,510	40	11,413	—	—	456,510	11,413	78.7%
1982-83 (HFD)	427,819	40	10,695	—	—	427,819	10,695	73.5%
1983-84 (HFD)	459,525	40	11,488	—	—	459,525	11,488	77.6%
1984-85 (HFD)	481,059	40	12,026	—	—	481,059	12,026	81.2%
1985-86 (HFD)	510,753	40	12,769	(4) 60,504	15,126	571,257	12,983	85.8%
1986-87 (HFD)	569,219	40	14,230	(3) 45,378	15,126	614,597	14,293	94.5%
1987-88 (HFD)	582,969	40	14,574	(3) 45,507	15,169	628,476	14,616	95.9%
1988-89 (HFD)	556,823	40	13,921	(2) 25,608	12,804	582,431	13,867	91.1%
1989-90 (HFD)	548,025	40	13,701	(3) 46,605	15,535	594,630	13,829	88.9%
1990-91 (HFD)	497,224	40	12,431	(3) 45,468	15,156	542,692	12,621	80.7%
1991-92 (HFD)	433,289	40	10,832	(3) 25,061	8,354	458,350	10,659	68.2%
1992-93 (HFD)	433,918	41	10,583	—	—	433,918	10,583	67.7%
1993-94 (HFD)	430,159	41	10,492	—	—	430,159	10,492	67.1%
1994-95 (HFD)	284,050	24	11,835	—	—	284,050	11,835	75.7%
1995-96 (HFD)	491,315	41	11,983	—	—	491,315	11,983	76.6%
1996-97 (HFD)	559,939	41	13,657	—	—	559,939	13,657	93.2%
1997-98 (CAR)	373,422	41	9,108	—	—	373,422	9,108	57.3%
1998-99 (CAR)	335,696	41	8,188	(3) 33,177	11,059	368,873	8,383	75.8%
1999-00 (CAR)	508,424	41	12,400	—	—	508,424	12,400	66.2%
2000-01 (CAR)	547,585	41	13,356	(3) 50,594	16,865	598,179	13,595	72.6%
2001-02 (CAR)	635,868	41	15,509	(11) 203,497	18,500	839,365	16,142	86.2%
2002-03 (CAR)	642,973	41	15,682	—	—	642,973	15,682	83.7%
2003-04 (CAR)	505,534	41	12,330	—	—	505,534	12,330	65.8%
2005-06 (CAR)	639,454	41	15,596	(14) 263,216	18,801	902,670	16,421	87.6%
2006-07 (CAR)	712,861	41	17,387	—	—	712,861	17,387	93.3%
2007-08 (CAR)	681,962	41	16,633	—	—	681,962	16,633	89.0%
2008-09 (CAR)	679,488	41	16,573	(8) 147,823	18,478	827,311	16,884	90.4%
2009-10 (CAR)	624,873	41	15,241	—	—	624,873	15,241	81.6%
2010-11 (CAR)	656,611	40	16,415	—	—	656,611	16,415	87.9%
2011-12 (CAR)	657,747	41	16,042	—	—	657,747	16,042	85.9%
2012-13 (CAR)	421,451	24	17,560	—	—	421,451	17,560	94.0%
2013-14 (CAR)	634,831	41	15,484	—	—	634,831	15,484	82.9%
2014-15 (CAR)	516,375	41	12,594	—	—	516,375	12,594	67.4%
2015-16 (CAR)	500,363	41	12,204	—	—	500,363	12,204	65.3%
2016-17 (CAR)	482,829	41	11,776	—	—	482,829	11,776	63.0%
2017-18 (CAR)	508,872	41	12,412	—	—	508,872	12,412	66.4%
2018-19 (CAR)	587,222	41	14,323	(7) 133,268	19,038	720,490	15,010	80.4%
<b>TOTALS</b>	<b>20,432,273</b>	<b>1,551</b>	<b>13,174</b>	<b>(68) 1,140,166</b>	<b>16,767</b>	<b>21,572,439</b>	<b>13,325</b>	

Note: The franchise moved from the Hartford Civic Center (cap. 14,660) to the Greensboro Coliseum (cap 20,800) following the 1996-97 season. During the 1998-99 season, the official capacity at the Greensboro Coliseum was 11,059. The team played its first season at the Entertainment & Sports Arena (18,730) in Raleigh during the 1999-00 campaign. The Entertainment & Sports Arena was renamed the RBC Center in September 2002, and the capacity of the RBC Center changed to 18,639 in October 2006. The RBC Center's capacity changed again in 2007 to 18,680. On March 15, 2012, the RBC Center was renamed PNC Arena.

# NHL ROSTER BY NUMBER

- 0 Neil Sheehy
- 1 Arturs Irbe, Jamie Storr, Kirk McLean, Sean Burke, Mike Liut, Ed Staniowski, Mike Veisor, Al Smith
- 2 Glen Wesley, Rick Ley (Retired February 17, 2009 in honor of Glen Wesley)
- 3 Steve Chiasson, Brian Glynn, Zarley Zalapski, Doug Crossman, Joel Quenneville, Stuart Smith, Paul Shmyr, Al Sims
- 4 **Haydn Fleury**, Andrej Sekera, Jamie McBain, Aaron Ward, Dennis Seidenberg, Kevin Hatcher, Nolan Pratt, Gerald Brund, Frantisek Kucera, James Patrick, Eric Weinrich, Dan Keczmer, Rob Brown, Jergus Baca, Steve Dykstra, Jim Pavese, Charlie Bourgeois, Dana Murzyn, Richie Dunn, Mickey Volcan, Fred Arthur, Ron Francis, Andre Lacroix
- 5 Noah Hanifin, Mike Komisarek, Marc-Andre Gragnani, Bryan Allen, Brian Pothier, Frantisek Kaberle, Marek Malik, Kevin Haller, Alexander Godyniuk, Bryan Marchment, Steve Konroyd, Ulf Samuelsson, Pierre Lacroix, Mark Howe
- 6 Klas Dahlbeck, Tim Gleason, Bret Hedican, Adam Burt, Mark Paterson, Blake Wesley, Thommy Abrahamsson, Ron Plumb, Jean Savard
- 7 **Chase Priskie**, Phil Di Giuseppe, Derek Ryan, Ryan Murphy, Ian White, Niclas Wallin, Curtis Leschyshyn, Brian Glynn, Randy Cunneyworth, Brian Lawton, Stewart Gavin, David Jensen, Russ Anderson, Steve Stoyanovich, Rick MacLeish, Gordie Roberts
- 8 **Saku Maenalanen**, Ty Rattie, Andrei Loktionov, Kevin Westgarth, Jaroslav Spacek, Patrick O'Sullivan, Matt Cullen, Tim Gleason, Bob Boughner, Sandis Ozolinsh, Geoff Sanderson, Mark Greig, Jody Hull, Mike Millar, Risto Siltanen, Garry Howatt, Ray Allison, Gordie Howe
- 9 Ron Francis, Gary Roberts, Andrei Nikolishin, Brad McCrimmon, Ray Neufeld, Tim Sheehy, Alan Hangeleben (Retired January 28, 2006 in honor of Ron Francis)
- 11 **Jordan Staal**, Zach Boychuk, Justin Williams, Jeff Daniels, Kevin Dineen, Andrei Nikolishin, Yvon Corrivau, John Cullen, Paul Fenton, Paul Lawless, Jordy Douglas, Greg Carroll
- 12 Eric Staal, Craig MacDonald, Steven Rice, Darren Turcotte, Barry Niecker, Tim Kerr, Murray Craven, Dean Evason, Mark Johnson, Dan Bourbonnais, Mike Antonovich, Tom Rowe
- 13 **Warren Foegele**, Jared Staal, Anthony Stewart, Ray Whitney, Bates Battaglia, Andrei Nikolishin, Ted Drury, Geoff Sanderson, Carey Wilson
- 14 Justin Williams, Jakub Klakal, Nathan Gerbe, Andreas Nodl, Sergei Samsonov, Kevyn Adams, Steve Halko, Kevyn Haller, Kevin Smyth, Paul Ranheim, Jim Sandlak, Chris Govedaris, Don Maloney, Mark Reeds, Bill Gardner, Greg Malone, Michel Galarneau, Dave Keon
- 15 Aleksii Saarela, Andrej Nestril, Tuomo Ruutu, Brad Isbister, Marty Murray, Harold Druken, Kevyn Adams, Byron Ritchie, Scott Daniels, Kelly Chase, Todd Harkins, Brian Propp, Joe Day, John Cullen, Dave Tippett, Norm Dupont, Glenn Merkosky, Dan Fridgen, Paul MacDermid, Dave Debol, Michel Galarneau, Garry Howatt, Rob McClanahan
- 16 Marcus Kruger, Elias Lindholm, Brandon Sutter, Andrew Ladd, Ryan Bayda, Tommy Westlund, Jeff Daniels, Nelson Emerson, Pat Verbeek, Sylvain Turgeon, George Lyle, Michel Galarneau, Bobby Hull, Bill Bennett
- 17 Rod Brind'Amour, Jeff Daniels, Chris Murray, Scott Daniels, Ted Drury, Mark Greig, Todd Krygier, Brent Peterson, Wayne Babych, Ray Neufeld, Mike Rogers (Retired February 18, 2011 in honor of Rod Brind'Amour)
- 18 **Ryan Dzingel**, Jay McClement, Radek Dvorak, Adam Hall, Zach Boychuk, Jon Matsumoto, Stephane Yelle, Ryan Bayda, Mark Recchi, Mike Zigomanis, Mike Rucinski, Robert Kron, Paul Cyr, Jim Thomson, Scot Kleinendorst, Mike Crombeen, Greg Adams, Marty Howe, Mike Fidler, Don Gillen
- 19 **Dougie Hamilton**, Josh Jooris, Jiri Tlustý, Trevor Letowski, Radim Vrbata, Chris Dingman, Rob DiMaio, Jeff O'Neill, Nelson Emerson, Johnny McKenzie.
- 20 **Sebastian Aho**, Riley Nash, Troy Bodie, Michael Ryan, Dan LaCouture, Jan Hlavac, Darren Langdon, Sandy McCarthy, Glen Wesley, Kevin Smyth, Nick Kypreos, Yvon Corrivau, John Anderson, Mike Hoffman, Mike Zuke, Merlin Malinowski, Rick Meagher, Mark Renaud
- 21 **Nino Niederreiter**, Lee Stempniak, James Wisniewski, Drayson Bowman, Jeff Heerema, David Tanabe, Josh Holden, Ron Francis, Jeff Brown, Andrew Cassels, Sylvain Cote, Blaine Stoughton
- 22 **Brett Pesce**, Zach Boychuk, Manny Malhotra, Zac Dalpe, Josef Melichar, Mike Commodore, Sean Hill, Jeff Brown, Mark Janssens, Ed Kastelic, Gord Sherven, Dave Williams, Shane Churla, Jorgen Pettersson, Mike Hoffman, Dave Lumley, Doug Sulliman, Jeff Brubaker
- 23 **Brock McGinn**, Jeremy Welsh, Alexei Ponikarovsky, Steven Goertzen, Zach Boychuk, Derrick Walser, Pavel Brendl, Martin Gelin, Marek Malik, Jocelyn Lemieux, Paul Gillis, James Black, Lee Norwood, Paul MacDermid, Wally Weir, Ed Hospodar, Gilles Lupien, Nick Fotiu, Mike McDougal
- 24 **Jake Bean**, Brad Malone, Bobby Sanguinetti, Scott Walker, Andrew Hutchinson, Sami Kapanen, Jim Storm, Patrick Poulin, Bobby Holik, Tom Martin, Pat Hughes, Dave Barr, Tim Bothwell, Chris Kotsopoulos, Kevin Kemp, Mike Fidler, Maynard Schurman, Bernie Johnston
- 25 **Alex Lintuniemi**, Viktor Stalberg, Chris Terry, Joni Pitkanen, Shane Willis, Bruno St. Jacques, Jason McBain, Bob McGill, Terry Yake, Mark Bergevin, Barry Pederson, Jeff Parker, Grant Jennings, Mike McEwen, Dave Williams, Brad Shaw, Bobby Crawford, Mike Renaud, Pierre Larouche, Norm Barnes, Russ Anderson, Steve Alley, Jim Warner
- 26 Matt Tenneyson, John-Michael Liles, Erik Cole, Ray Sheppard, Steve Martins, Jocelyn Lemieux, Brian Propp, Jim Agnew, Mark Hunter, Ray Ferraro, Tony Currie, Bob Sullivan, Don Nachbaur
- 27 **Justin Faulk**, Derek Joslin, Brett Carson, Craig Adams, Rod Brind'Amour, Steve Leach, Derek King, Jeff Brown, Kelly Chase, Bryan Marchment, Doug Houda, Scott Young, Doug Jarvis, Marty Howe, Steve Alley, Brian Hill, Warren Miller, Bob Stephenson
- 28 **Max McCormick**, Elias Lindholm, Alexander Semin, Justin Faulk, Bryan Rodney, Jamie McBain, Wade Brookbank, Andrew Hutchinson, Brad DeFauw, Steve Halko, Paul Ranheim, Mike Tomlak, Lindsay Carson, Paul Lawless, Pat Boutette, Ross Yates, Randy MacGregor, Mark Renaud, Pierre Larouche, Bob Stephenson, Rob McClanahan
- 29 **Brian Gibbons**, Bryan Bickell, Tim Wallace, Ryan Carter, Tom Kostopoulos, Bryan Rodney, Joey Mormina, Martin Gerber, Mike Watt, Kevin Brown,
- Jason Muzzatti, Marc Potvin, Randy Ladouceur, Paul Fenton, Kevin Dineen, Paul MacDermid, Tom Rowe, Jack McIlhargey, Archie Henderson, Chuck Luksa Cam Ward, Patrick DesRochers, Jean-Marc Pelletier, Mark Fitzpatrick, Mike Fountain, Jeff Reese, Mike Lenarduzzi, Peter Sidorkiewicz, Greg Millen, Ken Holland
- 31 **Anton Forsberg**, Eddie Lack, Anton Khudobin, Dan Ellis, Justin Pogge, Tyler Moss, Craig MacDonald, Mario Gosselin, Daryl Reaugh, Jim McKenzie, Bob Bodak, Richard Brodeur, Steve Weeks, Dan Bourbonnais, Mike Veisor, Gerry McDonald, Mike Fidler, Don Nachbaur, Greg Carroll
- 32 **Patrik Puustola**, Michael Leighton, Kris Versteeg, Zach Boychuk, Oskar Osala, Stu Grimson, Steve Martins, Igor Chibirev, Murray Craven, Brad Shaw, Torrie Robertson, Mike McDougal, Dan Fridgen, Rick Hodgson, Mark Renaud, Mickey Volcan, Larry Giroux
- 33 Scott Darling, Derek Ryan, Brian Boucher, Derek Joslin, Anton Babchuk, Bryan Rodney, Joey Tetarenko, David Karpa, Bates Battaglia, Jimmy Carson, Ted Crowley, Jim McKenzie, Carey Wilson, Norm Maciver, Brad Shaw, John Newberry, Mark Fusco, Gerry McDonald, Rick Hodgson, Jeff Brownschidle, Stuart Smith, Jack McIlhargey
- 34 **Petr Mrazek**, Phil Di Giuseppe, Manny Legace, Joe Jensen, Dave Gove, Steve Martins, Jamie Leach, Mikael Andersson, Jack Brownschidle, Dan Fridgen, Reid Bailey, Randy Gilhen, Paul Marshall
- 35 Curtis McElhinney, Alex Nedeljkovic, Drew MacIntyre, Justin Peters, Kevin Nastiuk, Tom Barrasso, Jean-Marc Pelletier, Eric Fichaud, Pat Jablonski, Jeff Reese, Mike Lenarduzzi, Corrie D'Alessio, Kay Whitmore, Mike Vellucci, Scot Kleinendorst, John Gretz
- 36 **Jacob Pritchard**, Patrick Brown, Jussi Jokinen, Michael Ryan, Brandon Nolan, Jesse Boulerice, Greg Koehler, Glen Featherstone, Michael Nylander, Daniel Shank, Marc Bergevin, Yves Courteau, Gord Sherven, Paul MacDermid
- 37 **Andrei Svechnikov**, Warren Foegele, Aaron Palushaj, Tim Brent, Keith Aucoin, Tomas Kurka, Trevor Kidd, Jeff Daniels, Dan Keczmer, Patrick Poulin, Chris Tancill, Dallas Gaume
- 38 Jack Hillen, Tim Conboy, Allan Rourke, Scott Pellerin, Robert Kron, Terry Yake, Mark Reeds, Brad Shaw, Randy Pierce, Randy MacGregor
- 39 **Alex Nedeljkovic**, Gregory Hofmann, Valentin Zykov, Patrick Dwyer, Doug Weight, Brad DeFauw, Pat Jablonski, Enrico Ciccone, Kelly Chase, Robert Petrovicky
- 40 **Jake Kucharski**, Jeremy Smith, Daniel Altschuler, Jorge Alves, Tripp Tracy, Frank Pietrangolo, Jergus Baca, Al Tuer, Greg Britz, Mike Hoffman, Bob Hess
- 41 **Max Zimmer**, Danny Biega, Andrew Alberts, Nolan Pratt, Allen Pedersen, Joe Day, Jim Culhane
- 42 **Gustav Forsling**, Greg McKeeg, Joakim Nordstrom, Brett Sutter, Tim Gleason, Jeff Heerema, Brian Chapman, Marc Laforge
- 43 **Eetu Luostarinen**
- 44 **Julien Gauthier**, Calvin de Haan, Jay Harrison, Patrick Eaves, Kent Manderville, Gerald Diduck, Chris Pronger, Paul Gillis, Rob Brown, Dave Babych, Niklas Nordgren
- 45 **Morgan Geekie**, Keegan Lowe, Alexandre Picard, David Tanabe, Shane Willis, John Stevens
- 46 **Kyle Wood**, Trevor Carrick, Mike Zigomanis, Mike Rucinski, Kevin Brown, Jim Storm, Todd Richards
- 47 **James Reimer**, Michal Jordan, Marc-Andre Bergeron, John Grahame, Brad Fast, Ryan Bayda, Jean-Sebastien Giguere, Michel Picard
- 48 **Jordan Martinook**, Brody Sutter, Anton Babchuk, Nikos Tselios, Scott Daniels
- 49 Victor Rask, Michael Leighton, Ross McKay
- 50 **Jeremy Helvig**
- 51 **Jake Gardiner**, Tomas Kaberle, Jeff Hamilton, Danny Richmond, Andre Kovalenko
- 52 **Luke Henman**, Justin Shugg, Damian Surma, Jim Sandlak
- 53 Jeff Skinner, Casey Borer, Greg Kuznik
- 54 **Lenni Killinen**, Brett Pesce
- 55 **Roland McKeown**, Danny Markov, Pavel Brendl, Keith Primeau
- 56 **Erik Haula**, Brendan Woods, Jakub Petruzalek, Brett Lysak
- 57 **Trevor van Riemsdyk**, Andrew Poturalski
- 58 **Jesper Sellgren**, Nicolas Roy
- 59 **Janne Kuokkanen**, Chad LaRose
- 60 **Eetu Makinemi**, Justin Peters
- 61 **Ryan Suzuki**, Sergey Tolchinsky, Cory Stillman
- 62 **Kevin Wall**, Rasmus Rissanen, Jaroslav Svoboda
- 63 Dwight Helminen, Josef Vasicek
- 64 **Clark Bishop**
- 65 Ron Hainsey
- 67 **Luke Stevens**, Jerome Samson
- 68 **Cade Webber**
- 70 **Callum Booth**, Mike Murphy, Oleg Tverdovsky
- 71 **Lucas Wallmark**, Jerome Samson, Tomas Malec
- 72 **Jack Drury**, Nicolas Blanchard, Dave Semenko
- 73 Valentin Zykov, Brett Bellemore
- 74 **Jacob Slavin**
- 75 **Spencer Smallman**
- 77 **Ville Rasanen**, Joe Corvo, Anson Carter, Paul Coffey
- 78 **Steven Lorentz**
- 79 Micheal Ferland
- 80 **Jack Lafontaine**, Rasmus Tirronen, John Muse, Kevin Weekes
- 81 **Jamieson Rees**
- 83 **David Cotton**
- 84 **Anttoni Honka**
- 85 **Blake Murray**
- 86 **Teuvo Teravainen**
- 88 **Martin Necas**
- 89 **Domenick Fensore**, Darren Turcotte
- 90 **Pyotr Kochetkov**
- 92 Jeff O'Neill, Michael Nylander
- 94 Brendan Shanahan

# ALL-TIME ROSTER

	YEARS	POS.-NO.	REGULAR SEASON					PLAYOFFS				
			GP	G	A	P	PIM	GP	G	A	P	PIM
<b>-A-</b>												
<b>Abrahamsson, Christer</b>	<b>74-77</b>	<b>G-1/29</b>	<b>10</b>	<b>0</b>	<b>2</b>	<b>2</b>	<b>18</b>	<b>3</b>	<b>0</b>	<b>0</b>	<b>0</b>	<b>0</b>
Signed August 1974 from Leksand IF of Swedish Elite League. Released, June 1977.												
<b>Abrahamsson, Thommy</b>	<b>74-77/80-81</b>	<b>D-6/19</b>	<b>234</b>	<b>34</b>	<b>78</b>	<b>112</b>	<b>142</b>	<b>28</b>	<b>2</b>	<b>7</b>	<b>9</b>	<b>15</b>
Signed August 1974 from Leksand IF of Swedish Elite League. Retired, July 1977. Re-signed from Swedish Elite League, June 1980. Released, June 1981.												
<b>Adams, Craig</b>	<b>00-04, 05-08</b>	<b>RW-27</b>	<b>427</b>	<b>33</b>	<b>44</b>	<b>77</b>	<b>337</b>	<b>29</b>	<b>0</b>	<b>0</b>	<b>0</b>	<b>10</b>
Selected in the NHL Entry Draft (Harvard), June 22, 1996. Signed with Anaheim as a free agent, August 2005. Acquired from Anaheim in exchange for Bruno St. Jacques, October 2005. Traded to Chicago in exchange for future considerations, January 17, 2008.												
<b>Adams, Greg</b>	<b>82-83</b>	<b>LW-18</b>	<b>79</b>	<b>10</b>	<b>13</b>	<b>23</b>	<b>216</b>	-	-	-	-	-
Acquired from Philadelphia Flyers with Ken Linseman and Flyers' No. 1 choice in 1983 (David A. Jensen) for Mark Howe, August 1982. Traded to Washington Capitals for Torrie Robertson, October 1983.												
<b>Adams, Kevyn</b>	<b>02-07</b>	<b>C-14/15</b>	<b>300</b>	<b>38</b>	<b>34</b>	<b>72</b>	<b>167</b>	<b>48</b>	<b>1</b>	<b>0</b>	<b>1</b>	<b>18</b>
Acquired from the Florida Panthers along with Bret Hedican and Tomas Malec for Sandis Ozolinsh and Byron Ritchie, January 16, 2002. Traded to Phoenix Coyotes for Dennis Seidenberg, January 8, 2007.												
<b>Agnew, Jim</b>	<b>92-93</b>	<b>D-26</b>	<b>16</b>	<b>0</b>	<b>0</b>	<b>0</b>	<b>68</b>	-	-	-	-	-
Signed as a free agent (Vancouver Canucks), June 1992. Retired, September 15, 1993.												
<b>Ahearn, Kevin</b>	<b>72-74</b>	<b>LW-14/5</b>	<b>78</b>	<b>20</b>	<b>22</b>	<b>42</b>	<b>18</b>	<b>14</b>	<b>1</b>	<b>2</b>	<b>3</b>	<b>9</b>
Selected in WHA Player Selection Draft, February 1972 (U.S. Olympic Team). Released, May 1974.												
<b>Aho, Sebastian</b>	<b>16-19</b>	<b>C/RW-20</b>	<b>242</b>	<b>83</b>	<b>114</b>	<b>197</b>	<b>76</b>	<b>15</b>	<b>5</b>	<b>7</b>	<b>12</b>	<b>2</b>
Selected in NHL Draft (Karpas, Finland), June 27, 2015.												
<b>Alberts, Andrew</b>	<b>09-10</b>	<b>D-41</b>	<b>62</b>	<b>2</b>	<b>8</b>	<b>10</b>	<b>74</b>	-	-	-	-	-
Signed as a free agent, July 15, 2009. Traded to Vancouver in exchange for Vancouver's 2010 third-round draft pick, March 3, 2010.												
<b>Allen, Bryan</b>	<b>11-12</b>	<b>D-5</b>	<b>101</b>	<b>1</b>	<b>18</b>	<b>19</b>	<b>95</b>	-	-	-	-	-
Acquired from the Florida Panthers in exchange for Sergei Samsonov, February 28, 2011. Signed with Anaheim as a free agent, July 2012.												
<b>Alley, Steve</b>	<b>79-81</b>	<b>LW-27/25</b>	<b>15</b>	<b>3</b>	<b>3</b>	<b>6</b>	<b>11</b>	<b>3</b>	<b>0</b>	<b>1</b>	<b>1</b>	<b>0</b>
Claimed in WHA dispersal draft (Birmingham Bulls), June 1979. Released, May 1981.												
<b>Allison, Ray</b>	<b>79-81</b>	<b>RW-8</b>	<b>70</b>	<b>17</b>	<b>12</b>	<b>29</b>	<b>13</b>	<b>2</b>	<b>0</b>	<b>1</b>	<b>1</b>	<b>0</b>
Selected in NHL Entry Draft (Brandon, WHL), August 1979. Traded with Fred Arthur and first- and third-round 1982 draft picks (Ron Sutter, Miroslav Dvorak), to Philadelphia Flyers for Rick MacLeish, Don Gillen, Blake Wesley and Philadelphia's first, second- and third-round 1982 draft picks, July 1981 (Paul Lawless, Mark Paterson, Kevin Dineen).												
<b>Alves, Jorge</b>	<b>16</b>	<b>G-40</b>	<b>1</b>	<b>0</b>	<b>0</b>	<b>0</b>	<b>0</b>	-	-	-	-	-
Signed a professional tryout contract, Dec. 31, 2016.												
<b>Anderson, John</b>	<b>85-89</b>	<b>LW-20</b>	<b>215</b>	<b>72</b>	<b>117</b>	<b>189</b>	<b>69</b>	<b>20</b>	<b>6</b>	<b>11</b>	<b>17</b>	<b>2</b>
Acquired from Quebec Nordiques for Risto Siltanen, March 1986. Released, October 1989.												
<b>Anderson, Russ</b>	<b>81-83</b>	<b>D-25/7</b>	<b>82</b>	<b>1</b>	<b>9</b>	<b>10</b>	<b>256</b>	-	-	-	-	-
Acquired from Pittsburgh Penguins for eighth-round 1983 draft choice, December 1981. Released, June 1983.												
<b>Andersson, Mikael</b>	<b>89-92</b>	<b>LW-34</b>	<b>175</b>	<b>35</b>	<b>60</b>	<b>95</b>	<b>28</b>	<b>12</b>	<b>0</b>	<b>5</b>	<b>5</b>	<b>8</b>
Selected in 1989 NHL Waiver Draft from Buffalo Sabres, October 1989. Signed with Tampa Bay as a free agent, June 1992.												
<b>Antonovich, Mike</b>	<b>77-80</b>	<b>LW-12</b>	<b>175</b>	<b>64</b>	<b>72</b>	<b>136</b>	<b>79</b>	<b>29</b>	<b>17</b>	<b>12</b>	<b>29</b>	<b>22</b>
Acquired from Edmonton Oilers with Bill Butters for Brett Callighen and Ron Busniuk, February 1977. Released, May 1980.												
<b>Arndt, Danny</b>	<b>75-77</b>	<b>C/LW-19</b>	<b>115</b>	<b>16</b>	<b>22</b>	<b>38</b>	<b>21</b>	<b>8</b>	<b>0</b>	<b>0</b>	<b>0</b>	<b>0</b>
Selected in WHA Amateur Draft (Saskatoon, WCHL), June 1975. Traded to Edmonton Oilers with cash and "future considerations" (WHA rights to Dave Debol) for Dave Keon, Jack Carlson, Steve Carlson, John McKenzie and Dave Dryden, January 1977.												
<b>Arthur, Fred</b>	<b>80-81</b>	<b>D-4</b>	<b>3</b>	<b>0</b>	<b>0</b>	<b>0</b>	<b>0</b>	-	-	-	-	-
Selected as underage junior in NHL Draft (Cornwall, QMJHL), June 1980. Traded to Philadelphia Flyers with Ray Allison and first and third picks in the 1982 draft (Ron Sutter, Miroslav Dvorak) for Rick MacLeish, Don Gillen, Blake Wesley and the Flyers' first-, second- and third-round 1982 draft picks (Paul Lawless, Mark Paterson, Kevin Dineen), July 1981.												
<b>Aucoin, Keith</b>	<b>06-08</b>	<b>C-37</b>	<b>53</b>	<b>5</b>	<b>10</b>	<b>15</b>	<b>14</b>	-	-	-	-	-
Signed as a free agent, August 4, 2005. Signed with Washington as an unrestricted free agent, July 2008.												
<b>-B-</b>												
<b>Babchuk, Anton</b>	<b>06-07/08-09/10</b>	<b>D-33/48</b>	<b>163</b>	<b>24</b>	<b>38</b>	<b>62</b>	<b>64</b>	<b>13</b>	<b>0</b>	<b>1</b>	<b>1</b>	<b>10</b>
Acquired from the Chicago Blackhawks along with Chicago's fourth-round pick in 2007 for Danny Richmond and a fourth-round pick in 2006, January 2006. Traded to Calgary along with Tom Kostopoulos in exchange for Brett Sutter and Ian White, November 17, 2010.												
<b>Babych, Dave</b>	<b>85-91</b>	<b>D-44</b>	<b>349</b>	<b>44</b>	<b>196</b>	<b>240</b>	<b>256</b>	<b>31</b>	<b>7</b>	<b>13</b>	<b>20</b>	<b>32</b>
Acquired from Winnipeg Jets for Ray Neufeld, November 1985. Claimed by Minnesota North Stars in NHL Expansion Draft, May 1991.												
<b>Babych, Wayne</b>	<b>85-87</b>	<b>RW-17</b>	<b>41</b>	<b>11</b>	<b>17</b>	<b>28</b>	<b>63</b>	<b>10</b>	<b>0</b>	<b>1</b>	<b>1</b>	<b>2</b>
Acquired from the Quebec Nordiques for Greg Malone, January 1986. Retired, September 1987.												
<b>Baca, Jergus</b>	<b>90-92</b>	<b>D-40</b>	<b>10</b>	<b>0</b>	<b>2</b>	<b>2</b>	<b>14</b>	-	-	-	-	-
Selected in NHL Entry Draft, June 1990. Released, June 1992.												
<b>Backstrom, Ralph</b>	<b>75-77</b>	<b>C/LW-9</b>	<b>115</b>	<b>31</b>	<b>50</b>	<b>81</b>	<b>36</b>	<b>20</b>	<b>5</b>	<b>4</b>	<b>9</b>	<b>8</b>
Acquired from Ottawa Civics for "future considerations," January 1976. Retired, June 1977.												
<b>Bailey, Reid</b>	<b>83-84</b>	<b>D-34</b>	<b>12</b>	<b>0</b>	<b>0</b>	<b>0</b>	<b>25</b>	-	-	-	-	-
Signed as a free agent, December 1983. Released, June 1984.												
<b>Barnes, Norm</b>	<b>80-82</b>	<b>D-25</b>	<b>74</b>	<b>2</b>	<b>14</b>	<b>16</b>	<b>101</b>	-	-	-	-	-
Acquired with Jack McIlhargey from Philadelphia Flyers for a 1982 second-round draft choice (later transferred to Toronto, Peter Ihnacek), December 1980. Released, June 1982.												
<b>Barr, Dave</b>	<b>86-87</b>	<b>RW-24</b>	<b>30</b>	<b>2</b>	<b>4</b>	<b>6</b>	<b>19</b>	-	-	-	-	-
Acquired from St. Louis Blues for Tim Bothwell, October 1986. Traded to Detroit Red Wings for Randy Ladouceur, January 1987.												
<b>Barrasso, Tom</b>	<b>01-02</b>	<b>G-35</b>	<b>34</b>	<b>0</b>	<b>0</b>	<b>0</b>	<b>4</b>	-	-	-	-	-
Signed as a free agent, July 17, 2001. Traded to Toronto Maple Leafs for a fourth round pick in the 2003 NHL Entry Draft, March 15, 2002.												
<b>Battaglia, Bates</b>	<b>97-03</b>	<b>LW-13/33</b>	<b>402</b>	<b>63</b>	<b>87</b>	<b>150</b>	<b>281</b>	<b>35</b>	<b>5</b>	<b>14</b>	<b>19</b>	<b>24</b>
Acquired from Mighty Ducks of Anaheim for Mark Janssens, March 18, 1997. Traded to Colorado Avalanche in exchange for Radim Vrbata, March 11, 2003.												
<b>Bayda, Ryan</b>	<b>03-04/06-09</b>	<b>LW-16/18/47</b>	<b>179</b>	<b>16</b>	<b>24</b>	<b>40</b>	<b>94</b>	<b>15</b>	<b>2</b>	<b>2</b>	<b>4</b>	<b>18</b>
Selected in the NHL Entry Draft (North Dakota), June 24, 2000. Released July 2005. Signed as a free agent, August 4, 2006. Released, July 2009.												
<b>Bean, Jake</b>	<b>18</b>	<b>D-24</b>	<b>2</b>	<b>0</b>	<b>0</b>	<b>0</b>	<b>0</b>	-	-	-	-	-
Selected in the NHL Entry Draft (Calgary, WHL), June 24, 2016.												
<b>Belanger, Eric</b>	<b>06-07</b>	<b>C-25</b>	<b>56</b>	<b>8</b>	<b>12</b>	<b>20</b>	<b>14</b>	-	-	-	-	-
Acquired from the Los Angeles Kings along with defenseman Tim Gleason in exchange for defenseman Oleg Tverdovsky and the rights to defenseman Jack Johnson, September 29, 2006. Traded to Nashville in exchange for center Josef Vasicek, February 9, 2007.												



# ALL-TIME ROSTER

	YEARS	POS.-NO.	REGULAR SEASON					PLAYOFFS				
			GP	G	A	P	PIM	GP	G	A	P	PIM
<b>Bellemore, Brett</b>	13-15	D-73	121	4	16	20	79	-	-	-	-	-
Selected in the NHL Entry Draft (Plymouth, OHL), June 23, 2007. Released, July 2015.												
<b>Bennett, Bill</b>	79-80	LW-16	24	3	3	6	63	-	-	-	-	-
Selected from Boston Bruins in the 1979 NHL Expansion Draft. Released, June 1980.												
<b>Bergeron, Marc-Andre</b>	13	D-47	13	0	4	4	5	-	-	-	-	-
Acquired from Tampa Bay in exchange for forward Adam Hall and a 2013 seventh-round draft pick (186th overall - Joel Vermin), April 2, 2013. Released, July 2013.												
<b>Bergevin, Marc</b>	90-92	D-36/25	79	7	17	24	68	5	0	0	0	2
Acquired from the New York Islanders for "future considerations," October 1990. Signed with Tampa Bay Lightning as a free agent, July 1992.												
<b>Berglund, Bill</b>	73-75	G-1/30	5	0	0	0	0	-	-	-	-	-
Signed from Rhode Island Eagles (AHL), September 1973. Retired, September 1974. Ended retirement, January 1975. Released, September 1975.												
<b>Bickell, Bryan</b>	16-17	LW-29	11	1	0	1	4	-	-	-	-	-
Acquired from Chicago with Teuvo Teravainen in exchange for a 2017 second-round pick (Artur Kayumov) and a 2017 third-round pick (Keith Petruzzelli), June 15, 2016. Retired, April 9, 2017.												
<b>Biega, Danny</b>	15	D-41	10	0	2	2	0	-	-	-	-	-
Selected in NHL Entry Draft (Harvard, ECAC), June 2010.												
<b>Bishop, Clark</b>	18-19	C-64	20	1	2	3	6	2	0	0	0	0
Selected in NHL Entry Draft (Cape Breton, QMJHL), June 28, 2014.												
<b>Black, James</b>	89-92	C-23	3	4	6	10	14	-	-	-	-	-
Selected in NHL Entry Draft (Portland, WHL), June 1989. Traded to Minnesota North Stars for Mark Janssens, September 1992.												
<b>Blackburn, Don</b>	73-76	LW-22	146	40	74	114	34	12	3	6	9	6
Signed from Minnesota North Stars, September 1973. Released, September 1975. Re-signed, November 1975. Retired to become head coach, December 1976.												
<b>Blanchard, Nicolas</b>	13	F-72	9	0	0	0	20	-	-	-	-	-
Selected in the NHL Entry Draft (Chicoutimi, QMJHL), June 23, 2005. Released, July 2014.												
<b>Bodak, Bob</b>	89-90	LW-31	1	0	0	0	0	-	-	-	-	-
Signed as a free agent, July 1988. Released, June 1990.												
<b>Bodie, Troy</b>	10-11	RW-20	50	1	2	3	54	-	-	-	-	-
Claimed on waivers from the Anaheim Ducks, November 16, 2010. Released, July 2011.												
<b>Bolduc, Danny</b>	75-78	RW-21	88	15	13	28	51	30	3	10	13	8
Signed as a free agent, March 1976. Signed with Detroit Red Wings as free agent, August 1978.												
<b>Borer, Casey</b>	08/10	D-53/55	16	1	2	3	9	-	-	-	-	-
Selected in the NHL Entry Draft (St. Cloud State, WCHA), June 2004. Released, July 2011.												
<b>Borgeson, Don</b>	75-76	RW-22	31	9	8	17	4	3	1	1	2	0
Acquired from Ottawa Civics with Ralph Backstrom for "future considerations," January 1976. Placed on waivers and claimed by Calgary Cowboys, June 1976.												
<b>Bothwell, Tim</b>	85-87	D-24	66	3	8	11	53	10	0	0	0	8
Purchased from St. Louis Blues, October 1985. Traded to St. Louis Blues for Dave Barr, October 1986.												
<b>Boucher, Brian</b>	11-12	G-33	10	0	0	0	0	-	-	-	-	-
Signed as a free agent, July 2011. Traded to Philadelphia along with defenseman Mark Alt in exchange for forward Luke Pither, Jan. 13, 2013.												
<b>Boughner, Bob</b>	03-04	D-8	43	0	5	5	80	-	-	-	-	-
Acquired from the Calgary Flames for a fourth-round pick in the 2004 draft (Kristopher Hogg) and future considerations, July 16, 2003. Traded to the Colorado Avalanche for defenseman Chris Bahen, a third-round pick in the 2004 draft (Casey Borer) and future considerations, February 20, 2004.												
<b>Boulerice, Jesse</b>	02-07	RW-36	150	8	2	10	286	-	-	-	-	-
Acquired from Philadelphia for Greg Koehler, February 13, 2002. Traded to St. Louis along with Magnus Kahnberg, Mike Zigomanis, Carolina's first-round pick in 2006 and Toronto's fourth-round pick in 2006 for Doug Weight and Erkki Rajamaki, January 30, 2006. Signed as a free agent, August 2, 2006. Released July 2007.												
<b>Bourbonnais, Dan</b>	81-82/83-84	LW-12/31	59	3	25	28	11	-	-	-	-	-
Selected in NHL Entry Draft (Calgary, WHL), June 1981. Released, June 1984.												
<b>Bourgeois, Charles</b>	87-88	D-4	1	0	0	0	0	0	0	0	0	0
Acquired from St. Louis Blues with a third-round 1989 draft selection, previously traded to St. Louis Blues for Mark Reeds and upgraded to a second-round 1989 draft selection (Rick Corriveau). Released, July 1989.												
<b>Boutette, Pat</b>	79-81/84-85	C/LW-28	160	47	91	138	286	3	1	0	1	6
Acquired from Toronto Maple Leafs for Bob Stephenson, December 1979. Awarded to Pittsburgh Penguins with Kevin McClelland as compensation for Hartford signing Greg Millen, July 1981. Re-acquired from Pittsburgh Penguins for NHL rights to Ville Siren, November 1984. Released, July 1985.												
<b>Bowman, Drayson</b>	10-14	LW-21/23	176	15	18	33	53	-	-	-	-	-
Selected in the NHL Entry Draft (Spokane, WHL), June 2007. Released, July 2014.												
<b>Boychuk, Zach</b>	08-15	C/LW-22/18/11/23/32	115	11	17	28	10	-	-	-	-	-
Selected in the NHL Entry Draft (Lethbridge, WHL), June 20, 2008. Claimed on waivers by Pittsburgh, Jan. 31, 2013. Claimed on waivers from Nashville, March 21, 2013.												
<b>Brendl, Pavel</b>	03-04	RW-55/23	26	5	4	9	10	-	-	-	-	-
Acquired along with Bruno St. Jacques from Philadelphia Flyers for Sami Kapanen and Ryan Bast, February 7, 2003. Traded to Phoenix for Krystofer Kolanos, December 28, 2005.												
<b>Brent, Tim</b>	11-13	C-37	109	12	15	27	35	-	-	-	-	-
Signed as a free agent, July 2011. Released, July 2013.												
<b>Brind'Amour, Rod</b>	00-10	C-27/17	694	174	299	473	402	72	18	20	38	46
Acquired from Philadelphia Flyers along with Jean-Marc Pelletier and a second-round pick in 2000 in exchange for Keith Primeau and a fifth-round pick on January 23, 2000. Retired as a player on June 30, 2010.												
<b>Britz, Greg</b>	86-87	RW-40	1	0	0	0	0	-	-	-	-	-
Signed as a free agent (Toronto), October 1986. Released, July 1987.												
<b>Brodeur, Richard</b>	87-88	G-31	6	0	0	0	2	4	0	0	0	0
Acquired from Vancouver Canucks for Steve Weeks, March 1988. Retired, November 1988.												
<b>Brookbank, Wade</b>	07-09	D/LW-28	59	2	1	3	166	-	-	-	-	-
Signed as a free agent (Boston), July 3, 2007. Traded to Tampa Bay along with Josef Melichar and a 2009 fourth-round pick, February 7, 2009.												
<b>Brown, Jeff</b>	96-98	D-27/21	81	10	41	51	54	-	-	-	-	-
Acquired from Vancouver Canucks in a three-team trade, December 20, 1995. The Whalers traded Jocelyn Lemieux and their second-round draft pick in 1998 NHL Entry Draft for Jim Dowd and New Jersey's second-round pick in 1997. The Whalers then traded Dowd, a second pick in 1997 (Ryan Bonni), and Frantisek Kucera to Vancouver for Brown and Vancouver's third-round draft pick in the 1998 NHL Entry Draft (pick traded to Dallas on Draft Day '98 - Stars selected John Erskine). Traded to Toronto Maple Leafs for fourth-round draft pick in 1999 NHL Entry Draft, January 2, 1998.												
<b>Brown, Kevin</b>	96-98	RW-46	15	0	4	4	6	-	-	-	-	-
Acquired from Mighty Ducks of Anaheim for Espen Knutsen on October 1, 1996.												
<b>Brown, Patrick</b>	14-19	C-36	28	1	1	2	8	8	0	0	0	0
Signed as a free agent, April 12, 2014. Signed by Vegas Golden Knights as a free agent, July 1, 2019.												
<b>Brown, Rob</b>	90-92	RW-4/44	86	34	39	73	136	5	1	0	1	7
Acquired in a December 1990 trade from Pittsburgh Penguins for Scott Young. Traded to Chicago Blackhawks for Steve Konroyd, January 1992.												

# ALL-TIME ROSTER

	YEARS	POS.-NO.	REGULAR SEASON					PLAYOFFS				
			GP	G	A	P	PIM	GP	G	A	P	PIM
<b>Brownschidle, Jack</b>	<b>83-86</b>	<b>D-34</b>	<b>39</b>	<b>3</b>	<b>6</b>	<b>9</b>	<b>19</b>	—	—	—	—	—
Acquired on waivers from St. Louis Blues, March 1984. Released, July 1986.												
<b>Brownschidle, Jeff</b>	<b>81-83</b>	<b>D-33</b>	<b>7</b>	<b>0</b>	<b>1</b>	<b>1</b>	<b>2</b>	—	—	—	—	—
Signed as free agent (Notre Dame), May 1981. Released, July 1984.												
<b>Brubaker, Jeff</b>	<b>78-81</b>	<b>LW-22</b>	<b>58</b>	<b>5</b>	<b>4</b>	<b>9</b>	<b>114</b>	<b>3</b>	<b>0</b>	<b>0</b>	<b>0</b>	<b>12</b>
Selected in WHA Amateur Draft (Peterborough, OHA), June 1978. Selected by Montreal Canadiens in NHL Waiver Draft, October 1981.												
<b>Burke, Sean</b>	<b>92-98</b>	<b>G-1</b>	<b>281</b>	<b>0</b>	<b>12</b>	<b>12</b>	<b>85</b>	—	—	—	—	—
Acquired from New Jersey Devils with Eric Weinrich for Bobby Holik and a second-round 1993 draft pick (Jay Pandolfo), August 1992. Traded to the Vancouver Canucks along with Geoff Sanderson and Enrico Ciccone in exchange for Kirk McLean and Martin Gelin, January 3, 1998.												
<b>Burt, Adam</b>	<b>88-99</b>	<b>D-6</b>	<b>626</b>	<b>36</b>	<b>106</b>	<b>142</b>	<b>875</b>	<b>4</b>	<b>0</b>	<b>0</b>	<b>0</b>	<b>0</b>
Selected in the NHL Entry Draft (North Bay, OHL), June 1987. Traded to Philadelphia Flyers for Andrei Kovalenko, March 6, 1999.												
<b>Busniuk, Ron</b>	<b>75-77</b>	<b>D-5</b>	<b>66</b>	<b>1</b>	<b>12</b>	<b>13</b>	<b>196</b>	<b>17</b>	<b>0</b>	<b>2</b>	<b>2</b>	<b>14</b>
Claimed in dispersal draft of folded Minnesota Fighting Saints, March 1976. Traded with Brett Callighen to Edmonton Oilers for Mike Antonovich and Bill Butters, February 1977.												
<b>Butters, Bill</b>	<b>76-78</b>	<b>D-22</b>	<b>71</b>	<b>2</b>	<b>21</b>	<b>23</b>	<b>134</b>	<b>5</b>	<b>0</b>	<b>1</b>	<b>1</b>	<b>15</b>
Acquired with Mike Antonovich from Edmonton Oilers for Brett Callighen and Ron Busniuk, February 1977. Cleared WHA waivers and signed with Minnesota North Stars, February 1978.												
<b>Byers, Mike</b>	<b>72-76</b>	<b>RW-21</b>	<b>187</b>	<b>61</b>	<b>54</b>	<b>115</b>	<b>20</b>	<b>25</b>	<b>10</b>	<b>11</b>	<b>21</b>	<b>20</b>
Acquired from Los Angeles Sharks for Mike Hyndman, February 1973. Sold to Cincinnati Stingers, February 1976.												
<b>-C-</b>												
<b>Caffery, Terry</b>	<b>72-76</b>	<b>C-7</b>	<b>143</b>	<b>54</b>	<b>98</b>	<b>152</b>	<b>26</b>	<b>8</b>	<b>3</b>	<b>7</b>	<b>10</b>	<b>0</b>
WHA rights acquired from Philadelphia Blazers for "future considerations," June 1972. Traded to Calgary Cowboys for an undisclosed draft choice and other considerations, October 1975.												
<b>Callighen, Brett</b>	<b>76-77</b>	<b>C-22</b>	<b>33</b>	<b>6</b>	<b>10</b>	<b>16</b>	<b>41</b>	—	—	—	—	—
Signed as a free agent (Kalamazoo, IHL), October 1976. Traded to Edmonton Oilers with Ron Busniuk for Mike Antonovich and Bill Butters, February 1977. Re-acquired from Edmonton Oilers for "future considerations," June 1977. Traded to Edmonton Oilers with Dave Dryden and two 1977 draft picks for Louis Levasseur, September 1977.												
<b>Carleton, Wayne</b>	<b>74-76</b>	<b>C-9</b>	<b>107</b>	<b>47</b>	<b>60</b>	<b>107</b>	<b>56</b>	<b>6</b>	<b>2</b>	<b>5</b>	<b>7</b>	<b>14</b>
Acquired from Toronto Toros for "future considerations" (Jim Dorey) and a second-round 1975 draft choice. Traded to Edmonton Oilers for Mike Rogers and "future considerations," January 1975.												
<b>Carlson, Jack</b>	<b>76-79</b>	<b>LW-23</b>	<b>136</b>	<b>18</b>	<b>32</b>	<b>50</b>	<b>334</b>	<b>14</b>	<b>2</b>	<b>2</b>	<b>4</b>	<b>23</b>
Acquired from Edmonton Oilers with Dave Dryden, Steve Carlson, Dave Keon and John McKenzie for Dan Arndt, "future considerations" (WHA rights to Dave Debol) and cash, January 1977. Traded to Minnesota North Stars for "future considerations," February 1979.												
<b>Carlson, Steve</b>	<b>76-78</b>	<b>C/RW-26</b>	<b>69</b>	<b>10</b>	<b>16</b>	<b>26</b>	<b>51</b>	<b>18</b>	<b>2</b>	<b>7</b>	<b>9</b>	<b>11</b>
Signed as a free agent after demise of the original Minnesota Fighting Saints, May 1976. Selected by Florida Breakers ("new" Minnesota Fighting Saints) in WHA Intra League Draft, May 1976. Acquired from Edmonton Oilers with Dave Dryden, Jack Carlson, Dave Keon and John McKenzie for "future considerations" (the rights to Dave Debol), cash and Dan Arndt, January 1977. Placed on waivers and claimed by Edmonton Oilers, May 1978.												
<b>Carrick, Trevor</b>	<b>16-18</b>	<b>D-46</b>	<b>4</b>	<b>0</b>	<b>0</b>	<b>0</b>	<b>7</b>	—	—	—	—	—
Selected in the NHL Entry Draft (Mississauga, OHL), June 23, 2012. Traded to San Jose Sharks in exchange for Kyle Wood, August 6, 2019.												
<b>Carroll, Greg</b>	<b>77-78/79-80</b>	<b>C-11/31</b>	<b>119</b>	<b>22</b>	<b>33</b>	<b>55</b>	<b>51</b>	—	—	—	—	—
Acquired with Bryan Maxwell from Cincinnati Stingers for WHA rights to Mike Liut and a second-round 1978 draft choice. Returned to Cincinnati Stingers for Ron Plumb, February 1978. Signed as a free agent after release by Detroit Red Wings, July 1979. Released, July 1990.												
<b>Carson, Brett</b>	<b>08-11</b>	<b>D-27</b>	<b>72</b>	<b>2</b>	<b>10</b>	<b>12</b>	<b>20</b>	—	—	—	—	—
Selected in the NHL Entry Draft (Calgary, WHL), June 2004. Claimed on waivers by the Calgary Flames, February 28, 2011.												
<b>Carson, Jimmy</b>	<b>94-95</b>	<b>C-33</b>	<b>49</b>	<b>10</b>	<b>10</b>	<b>20</b>	<b>29</b>	—	—	—	—	—
Signed as a free agent, July 1994. Released December 1995.												
<b>Carson, Lindsay</b>	<b>87-88</b>	<b>LW-28</b>	<b>27</b>	<b>5</b>	<b>4</b>	<b>9</b>	<b>30</b>	<b>5</b>	<b>1</b>	<b>2</b>	<b>3</b>	<b>2</b>
Acquired from Philadelphia Flyers for Paul Lawless, February 1988. Released, July 1989.												
<b>Carter, Anson</b>	<b>07-07</b>	<b>RW-77</b>	<b>10</b>	<b>1</b>	<b>0</b>	<b>1</b>	<b>2</b>	—	—	—	—	—
Acquired from the Columbus Blue Jackets in exchange for Carolina's fifth-round pick in 2008, February 23, 2007. Released, July 2007.												
<b>Carter, Ryan</b>	<b>10-11</b>	<b>C-29</b>	<b>32</b>	<b>0</b>	<b>3</b>	<b>3</b>	<b>22</b>	—	—	—	—	—
Acquired from the Anaheim Ducks in exchange for Stefan Chaput and Matt Kennedy, November 23, 2010. Traded to the Florida Panthers along with a 2011 fifth-round pick in exchange for Cory Stillman, February 22, 2011.												
<b>Cassels, Andrew</b>	<b>91-97</b>	<b>C-21</b>	<b>438</b>	<b>97</b>	<b>254</b>	<b>351</b>	<b>220</b>	<b>7</b>	<b>2</b>	<b>4</b>	<b>6</b>	<b>6</b>
Acquired from Montreal Canadiens for 1992 second-round pick (Valeri Bure), September 1991. Traded to Calgary along with Jean-Sebastien Giguere for Gary Roberts and Trevor Kidd, August 25, 1997.												
<b>Chapman, Brian</b>	<b>90-92</b>	<b>D-42</b>	<b>3</b>	<b>0</b>	<b>0</b>	<b>0</b>	<b>29</b>	—	—	—	—	—
Selected in NHL Entry Draft, June 1986. Released June 1993.												
<b>Charlebois, Bob</b>	<b>73-75</b>	<b>LW-18</b>	<b>110</b>	<b>8</b>	<b>10</b>	<b>18</b>	<b>6</b>	<b>11</b>	<b>1</b>	<b>0</b>	<b>1</b>	<b>4</b>
Acquired from Ottawa Civics for Brit Selby, June 1973. Retired, June 1976.												
<b>Chase, Kelly</b>	<b>96-97</b>	<b>RW-15/27/39</b>	<b>111</b>	<b>3</b>	<b>10</b>	<b>13</b>	<b>493</b>	—	—	—	—	—
Selected in 1995 NHL Waiver Draft. Traded to Toronto Maple Leafs for an eighth-round draft pick in 1998 (Jaroslav Svoboda), March 18, 1997.												
<b>Chiasson, Steve</b>	<b>97-99</b>	<b>D-3</b>	<b>112</b>	<b>11</b>	<b>46</b>	<b>57</b>	<b>88</b>	<b>6</b>	<b>1</b>	<b>2</b>	<b>3</b>	<b>2</b>
Acquired from Calgary Flames along with a third-round draft pick in 1997 (Francis Lessard) for Hnat Domenichelli, Glen Featherstone a second-round draft pick in 1997 (Dimitri Kokorev) and a third-round draft pick in 1998.												
<b>Chibirev, Igor</b>	<b>93-94</b>	<b>C-32</b>	<b>37</b>	<b>4</b>	<b>11</b>	<b>15</b>	<b>2</b>	—	—	—	—	—
Selected in NHL Entry Draft (Fort Wayne, IHL), June 1993. Released, June 1995.												
<b>Churla, Shane</b>	<b>86-88</b>	<b>LW-22</b>	<b>22</b>	<b>0</b>	<b>1</b>	<b>1</b>	<b>92</b>	<b>2</b>	<b>0</b>	<b>0</b>	<b>0</b>	<b>42</b>
Selected in NHL Entry Draft (Medicine Hat, WHL), June 1985. Traded to Calgary Flames with Dana Murzyn for Neil Sheehy, Carey Wilson and the rights to Lane MacDonald, January 1988.												
<b>Ciccone, Enrico</b>	<b>97-98</b>	<b>D-39</b>	<b>14</b>	<b>0</b>	<b>3</b>	<b>3</b>	<b>83</b>	—	—	—	—	—
Acquired from Chicago Blackhawks for Ryan Risadore and a 1998 fifth-round draft pick (Chicago traded pick to Toronto on Draft Day '98 - Toronto chose Morgan Warren), July 25, 1997. Traded to Vancouver Canucks along with Sean Burke and Geoff Sanderson for Kirk McLean and Martin Gelin, January 3, 1998.												
<b>Climie, Ron</b>	<b>74-77</b>	<b>L/RW-15</b>	<b>93</b>	<b>33</b>	<b>24</b>	<b>57</b>	<b>29</b>	<b>6</b>	<b>3</b>	<b>0</b>	<b>3</b>	<b>0</b>
Acquired from Edmonton Oilers for Tim Sheehy, February 1975. Released, June 1977.												
<b>Coffey, Paul</b>	<b>96-97, 98-00</b>	<b>D-77</b>	<b>133</b>	<b>16</b>	<b>42</b>	<b>58</b>	<b>86</b>	<b>5</b>	<b>0</b>	<b>1</b>	<b>1</b>	<b>2</b>
Acquired from Detroit Red Wings with Keith Primeau and a 1997 first-round draft pick (Nikos Tselios) for Brendan Shanahan and Brian Glynn on October 9, 1996. Traded to Philadelphia Flyers with 1997 third-round draft pick (Kris Mallette) for Kevin Haller, a 1997 first-round pick (pick traded to San Jose Sharks [Scott Hannan] for 28th pick [Brad Defauw] and San Jose's third choice in 1998) and a 1997 seventh-round draft pick (Andrew Merrick) on December 15, 1996. Acquired from Chicago Blackhawks for Nelson Emerson, December 29, 1998. Signed by Boston Bruins as a free agent, July 13, 2000.												

# ALL-TIME ROSTER

	YEARS	POS.-NO.	REGULAR SEASON					PLAYOFFS				
			GP	G	A	P	PIM	GP	G	A	P	PIM
<b>Cole, Erik</b>	01-08/09-11	RW-26	557	168	195	363	494	43	6	8	14	52
Selected in NHL Entry Draft (Clarkson, ECAC), June 27, 1998. Traded to the Edmonton Oilers in exchange for Joni Pitkanen, July 1, 2008. Re-acquired from Edmonton along with a 2009 fifth-round draft pick in exchange for Patrick O'Sullivan and a 2009 second-round draft pick, March 4, 2009. Signed as a free agent with the Montreal Canadiens, July 1, 2011.												
<b>Commodore, Mike</b>	05-08	D-22	195	13	41	54	325	25	2	2	4	33
Acquired from Calgary for Atlanta's third-round draft pick (69th overall - Gord Baldwin) in the 2005 draft, July 29, 2005. Traded to Ottawa along with forward Cory Stillman in exchange for defenseman Joe Corvo and right wing Patrick Eaves, February 11, 2008.												
<b>Conboy, Tim</b>	08-10	D/RW-38	59	0	6	6	121	3	0	0	0	0
Signed as a free agent, July 21, 2006. Signed with Buffalo in July 2010.												
<b>Cooley, Gaye</b>	75-76	G-29	-	-	-	-	-	1	0	0	0	0
Signed as a free agent on emergency basis, April 1976. Released at conclusion of 1976 playoffs.												
<b>Corriveau, Yvon</b>	89-94	LW-20/11	114	22	15	37	90	11	4	2	6	18
Acquired from the Washington Capitals for Mike Liut, March 1990. Traded to Washington Capitals to complete Kypreos for Hunter deal, August 1992. Re-acquired from San Jose Sharks to complete Michel Picard trade (October 1992), January 1993.												
<b>Corvo, Joe</b>	08-10/10-11/13	D-77	260	42	86	128	68	18	2	5	7	4
Acquired from the Ottawa Senators along with right wing Patrick Eaves in exchange for defenseman Mike Commodore and forward Cory Stillman, February 11, 2008. Traded to the Washington Capitals in exchange for Brian Pothier, Oskar Osala and Washington's 2011 second-round pick, March 3, 2010. Signed as a free agent, July 7, 2010. Traded to the Boston Bruins in exchange for Boston's 2012 fourth-round draft pick, July 5, 2011. Signed as a free agent, July 1, 2012. Released, July 2013.												
<b>Cote, Sylvain</b>	84-91	D-21	380	31	61	92	147	22	1	6	7	10
Selected in NHL Entry Draft (Quebec, QMJHL), June 1984. Traded to Washington Capitals for 1992 second-round draft pick (Andrei Nikolishin), September 1991.												
<b>Courteau, Yves</b>	86-87	RW-36	4	0	0	0	0	-	-	-	-	-
Acquired from Calgary Flames for Mark Paterson, October 1986. Retired, June 1988.												
<b>Craven, Murray</b>	91-93	LW-12/32	128	49	72	121	58	7	3	3	6	6
Acquired with a fourth-round 1992 draft pick (Kevin Smyth) from Philadelphia Flyers for Kevin Dineen, November 1991. Traded with a 1993 fifth-round draft pick (Scott Walker) to Vancouver Canucks for Robert Kron, a 1993 third-round draft pick (Marek Malik) and "future considerations" (Jim Sandlak), March 1993.												
<b>Crawford, Bob</b>	83-86	RW-25	182	64	59	123	56	-	-	-	-	-
Claimed from St. Louis Blues in NHL Waiver Draft, October 1983. Traded to New York Rangers for Mike McEwen, March 1986.												
<b>Crombeen, Mike</b>	83-85	RW-18	102	5	11	16	41	-	-	-	-	-
Claimed from St. Louis Blues in NHL Waiver Draft, October 1983. Released, July 1985.												
<b>Crossman, Doug</b>	90-91	D-3	41	4	19	23	19	-	-	-	-	-
Acquired from the NY Islanders for Ray Ferraro and a 1992 fifth-round draft pick (Ryan Duthre), November 1990. Traded to Detroit for Doug Houda in February 1991.												
<b>Crowley, Ted</b>	93-94	D-33	21	1	2	3	10	-	-	-	-	-
Acquired from Toronto Maple Leafs in a trade for Mark Greig and a sixth-round 1995 draft pick (Doug Bonner), January 1994. Released, June 1994.												
<b>Culhane, Jim</b>	89-90	D-41	6	0	1	1	4	-	-	-	-	-
Selected in NHL Entry Draft (Western Michigan, CCHA), June 1984. Released, June 1990.												
<b>Cullen, John</b>	90-93	C-15/11	109	39	63	102	217	13	4	8	12	22
Acquired in a March 1991 trade with Zarley Zalapski and Jeff Parker from Pittsburgh Penguins for Ron Francis, Ulf Samuelsson and Grant Jennings. Traded to Toronto Maple Leafs for a second-round draft pick in 1993 (later traded to San Jose, Vlastimil Kroupa), November 1992.												
<b>Cullen, Matt</b>	05-06/07-10	C-8	266	72	109	181	118	43	7	17	24	26
Signed as a free agent, August 2004. Signed by the New York Rangers as a free agent, July 2006. Acquired from the New York Rangers in exchange for defenseman Andrew Hutchinson, center Joe Barnes and Carolina's third-round draft pick in 2008, July 17, 2007. Traded to Ottawa in exchange for defenseman Alexandre Picard and Ottawa's 2010 second-round pick, February 12, 2010.												
<b>Cunniff, John</b>	72-74	LW-17	63	10	10	20	30	18	2	2	4	2
Selected in WHA Player Selection Draft (Rochester, AHL), February 1972. Released, May 1974.												
<b>Cunneyworth, Randy</b>	89-94	LW-7	216	39	36	75	311	12	3	0	3	11
Acquired from Winnipeg Jets for Paul MacDermid, December 1989. Traded with Gary Suter and third-round 1995 draft pick (Kevin McKay) to Chicago Blackhawks for Frantisek Kucera and Jocelyn Lemieux, March 1994.												
<b>Currie, Tony</b>	83-85	RW-26	45	15	24	39	6	-	-	-	-	-
Signed as a free agent after release by Vancouver Canucks, January 1984. Traded to Edmonton Oilers for "future considerations," December 1984.												
<b>Cyr, Paul</b>	90-92	LW-18	87	12	16	28	126	6	1	0	1	10
Signed as a free agent, October 1990. Released, June 1993.												
<b>-D-</b>												
<b>D'Alessio, Corrie</b>	92-93	G-35	1	0	0	0	0	-	-	-	-	-
Acquired from Vancouver Canucks with a 1993 fifth-round draft pick (later traded back to Vancouver in Murray Craven trade) for Kay Whitmore, October 1992. Released, June 1993.												
<b>Dahlbeck, Klas</b>	16-18	D-6	76	3	8	11	51	-	-	-	-	-
Acquired on waivers from Arizona Coyotes, Oct. 11, 2016. Signed as a free agent with CSKA Moscow (Russia), June 2018.												
<b>Dalpe, Zac</b>	10-13	F-22	41	5	5	10	4	-	-	-	-	-
Selected in NHL Entry Draft (Penticton, BCHL), June 21, 2008. Traded to Vancouver along with Jeremy Welsh in exchange for Kellan Tochkin, September 29, 2013.												
<b>Danby, John (Jake)</b>	72-76	C-12/24	150	16	25	41	16	19	1	1	2	0
Selected in WHA Player Selection Draft (Boston University), February 1972. Released, May 1974.												
<b>Daniels, Jeff</b>	95-97/99-03	LW-37/17/11/16	272	8	12	20	45	29	0	3	3	2
Signed as a free agent on July 18, 1995. Claimed by the Nashville Predators in Expansion Draft, June 26, 1998. Signed as a free agent on August 31, 1999. Retired November 2003.												
<b>Daniels, Scott</b>	92-96	LW-48/17/15	66	3	6	9	328	-	-	-	-	-
Selected in NHL Entry Draft (Regina, WHL), June 1989. Signed as a free agent with Philadelphia Flyers, June 1996.												
<b>Darling, Scott</b>	17-18	G-33	51	0	0	0	2	-	-	-	-	-
Acquired from Chicago Blackhawks for a third-round 2017 draft pick (Evan Barrett). Traded to Florida, June 30, 2019.												
<b>Day, Joe</b>	91-93	LW-41/15	48	1	10	11	47	-	-	-	-	-
Selected in NHL Entry Draft, June 1987. Signed by New York Islanders as a free agent, August 1993.												
<b>Debol, Dave</b>	79-81	C-15	92	26	26	52	4	3	0	0	0	0
Selected in WHA Amateur Draft (Michigan, WCHA), May 1976. WHA rights traded to Edmonton Oilers to complete previous deal in which Hartford traded "future considerations," Dan Arndt and cash for Dave Keon, Jack Carlson, Steve Carlson, Dave Dryden and John McKenzie, June 1977. Claimed by Hartford in WHA Dispersal Draft (Cincinnati Stingers), June 1979. Released, June 1981.												
<b>DeFauw, Brad</b>	03	LW-39	9	3	0	3	2	-	-	-	-	-
Selected in NHL Entry Draft (North Dakota), June 20, 1997. Released, June 2004.												
<b>de Haan, Calvin</b>	18-19	D-44	74	1	13	14	20	12	1	0	1	2
Signed as a free agent, July 3, 2018. Traded to Chicago Blackhawks with Aleksii Saarela in exchange for Anton Forsberg and Gustav Forsling, June 24, 2019.												
<b>DesRochers, Patrick</b>	03	G-30	2	0	0	0	0	-	-	-	-	-
Acquired from the Phoenix Coyotes in exchange for Jean-Marc Pelletier, December 30, 2002. Released, June 2004.												

# ALL-TIME ROSTER

	YEARS	POS.-NO.	REGULAR SEASON					PLAYOFFS				
			GP	G	A	P	PIM	GP	G	A	P	PIM
<b>Diduck, Gerald</b>	95-97	C-44/4	136	2	19	21	128	-	-	-	-	-
Signed as a free agent, August 1, 1995. Traded to Phoenix Coyotes for Chris Murray on March 18, 1997.												
<b>Di Giuseppe, Phil</b>	15-18	LW-34/7	147	14	27	41	58	-	-	-	-	-
Selected in NHL Entry Draft (Michigan, CCHA), June 23, 2012. Claimed on waivers by Nashville Predators, January 1, 2019.												
<b>DiMaio, Rob</b>	00-01	LW-19	74	6	18	24	54	6	0	0	0	4
Acquired from NY Rangers along with Darren Langdon for Sandy McCarthy and a fourth round pick in 2001, August 4, 2000. Signed as a free agent with the Dallas Stars, July 1, 2001.												
<b>Dineen, Kevin</b>	84-91/95-99	RW-29/11	708	250	294	544	1439	44	17	14	31	109
Selected in third-round (Denver University) of 1982 NHL Entry Draft. Traded to Philadelphia Flyers for Murray Craven and a fourth-round 1992 draft pick (Kevin Smyth), November 1991. Re-acquired from Philadelphia for a seventh-round draft pick in 1997, who was reacquired as part of the Paul Coffey trade (Andrew Merrick), December 28, 1995. Signed by the Ottawa Senators as a free agent on September 2, 1999.												
<b>Dingman, Chris</b>	01-02	LW-19	30	0	1	1	77	-	-	-	-	-
Acquired from Colorado Avalanche in exchange for a fifth round pick in 2001, June 24, 2001. Traded to Tampa Bay Lightning along with Shane Willis in exchange for Kevin Weekes, March 5, 2002.												
<b>Domenichelli, Hnat</b>	96-97	LW-17	13	2	1	3	7	-	-	-	-	-
Traded to Calgary Flames along with Glen Featherstone, a second-round 1997 draft pick (Dimitri Kokorev) and a third-round 1998 draft pick for Steve Chiasson and a third-round draft pick (Francis Lessard) in 1997.												
<b>Dorey, Jim</b>	72-75	D-10	183	18	113	131	272	21	3	22	25	67
WHA rights acquired from Ottawa Nationals, July 1972. Traded to Toronto Toros to complete earlier trade for Wayne Carleton, December 1974.												
<b>Douglas, Jordy</b>	78-82	LW-11	213	62	50	112	127	10	4	0	4	23
Selected in WHA Amateur Draft, June 1978. Selected by Toronto Maple Leafs in NHL Reclaim Draft, but remained with Hartford as a priority selection for the expansion draft, June 1979. Traded to Minnesota North Stars to complete earlier trade in which Mark Johnson and Kent Erik Andersson came to Hartford in exchange for a 1984 fifth-round draft choice and "future considerations" (Jordy Douglas), October 1982.												
<b>Druken, Harold</b>	02-03	C-15	14	0	1	1	2	-	-	-	-	-
Acquired along with Jan. Hlavac from the Vancouver Canucks in exchange for Marek Malik and Darren Langdon, November 1, 2002. Claimed on waivers by Toronto, December 11, 2002. Claimed on waivers from Toronto, January 17, 2003. Traded to the Toronto Maple Leafs for Allan Rourke, May 29, 2003.												
<b>Drury, Ted</b>	93-95	C-17/13	50	4	11	15	31	-	-	-	-	-
Acquired with Gary Suter and Paul Ranheim from Calgary Flames for Zarley Zalapski, James Patrick and Michael Nylander, March 1994. Claimed by Ottawa Senators from Hartford in Waiver Draft, October 1995.												
<b>Dunn, Richie</b>	83-85	D-4	76	6	24	30	32	-	-	-	-	-
Acquired from Calgary Flames with Joel Quenneville for Mickey Volcan, July 1983. Released, June 1985.												
<b>Dupont, Norm</b>	83-84	LW-15	40	7	15	22	12	-	-	-	-	-
Acquired from Winnipeg Jets for a 1984 fourth-round draft pick (Chris Mills), July 1983. Released, June 1984.												
<b>Dvorak, Radek</b>	13-14	RW-18	60	4	5	9	41	-	-	-	-	-
Signed as a free agent, Oct. 2, 2013. Released, July 2014.												
<b>Dwyer, Patrick</b>	08-15	RW-39	416	42	51	93	77	2	0	1	1	0
Signed as a free agent, July 7, 2006. Released, July 2015.												
<b>Dykstra, Steve</b>	89-90	D-4	9	0	0	0	2	-	-	-	-	-
Signed as a free agent, October 1989. Traded to Boston Bruins AHL affiliate, Maine Mariners, for Jeff Sirkka, February 1990.												
<b>-E-</b>												
<b>Earl, Tom</b>	72-77	RW-27	347	40	56	96	116	46	3	11	14	28
Selected in WHA Player Selection Draft (Kansas City Blues, CHL), February 1972. Rights traded to Cincinnati Stingers, June 1974. Re-acquired from Cincinnati, August 1974. Retired, April 1977.												
<b>Eaves, Patrick</b>	08-09	RW-44	85	7	12	19	35	18	1	2	3	13
Acquired from Ottawa along with defenseman Joe Corvo in exchange for defenseman Mike Commodore and left wing Cory Stillman, February 11, 2008. Traded to Boston along with a 2010 fourth-round pick in exchange for defenseman Aaron Ward, July 24, 2009.												
<b>Ellis, Dan</b>	13	G-31	19	0	2	2	0	-	-	-	-	-
Signed as a free agent, Jan. 13, 2013. Released, July 2013.												
<b>Emerson, Nelson</b>	95-98	RW-16	263	67	95	162	198	-	-	-	-	-
Acquired from Winnipeg Jets for Darren Turcotte, October 6, 1995. Traded to Chicago Blackhawks in exchange for Paul Coffey, December 29, 1998.												
<b>Evason, Dean</b>	84-91	C-12	412	87	148	235	597	38	8	15	23	108
Acquired from Washington Capitals with Peter Sidorkiewicz for David A. Jensen, March 1985. Traded to San Jose Sharks for Dan Keczmer, October 1991.												
<b>-F-</b>												
<b>Fast, Brad</b>	04	D-47	1	1	0	1	0	-	-	-	-	-
Selected in NHL Entry Draft (Prince George, BCJHL), June 26, 1999. Released, July 2005.												
<b>Faulk, Justin</b>	11-19	D-27/28	559	85	173	258	265	15	1	7	8	4
Selected in NHL Entry Draft (Minnesota-Duluth, WCHA), June 25, 2010.												
<b>Featherstone, Glen</b>	94-97	D-36	122	5	16	21	257	-	-	-	-	-
Acquired from the New York Rangers with Michael Stewart and a first-round draft choice in the 1995 NHL Entry Draft (Jean-Sebastien Giguere) and a fourth-round pick in the 1996 NHL Entry Draft (Steve Wasylo). Traded along with Hnat Domenichelli, a second-round draft pick, which was New Jersey's acquired in the Jocelyn Lemieux trade, in 1997 (Dimitri Kokorev), and a third-round draft pick (which was Vancouver's pick acquired in the Jeff Brown trade) in 1998 for Steve Chiasson and a third-round draft pick (Francis Lessard) in 1997.												
<b>Fenton, Paul</b>	84-86	LW-11/29	34	7	5	12	10	-	-	-	-	-
Signed as a free agent (Peoria Prancers, IHL), October 1983. Released, July 1986.												
<b>Ferland, Micheal</b>	18-19	LW-79	71	17	23	40	58	7	0	1	1	18
Acquired from Calgary Flames with Dougie Hamilton and Adam Fox in exchange for Elias Lindholm and Noah Hanifin, June 23, 2018. Signed by the Vancouver Canucks as a free agent, July 10, 2019.												
<b>Ferraro, Ray</b>	84-90	C-26	442	157	194	351	435	33	7	11	18	24
Selected in NHL Entry Draft (Brandon, WHL), June 1982. Traded to the New York Islanders along with a 1992 fifth-round draft pick (Ryan Duthie) for Doug Crossman, February 1991.												
<b>Fichaud, Eric</b>	99-00	G-1	9	0	0	0	2	-	-	-	-	-
Acquired from the Nashville Predators for Carolina's 1999 fourth-round pick (Yevgeny Pavlov) and future considerations, June 26, 1999. Claimed off waivers by the Montreal Canadiens, February 11, 2000.												
<b>Fidler, Mike</b>	80-82	LW-31/24/18	40	9	10	19	4	-	-	-	-	-
Acquired from Minnesota North Stars for Gordie Roberts, December 1980. Released, December 1981.												
<b>Fitzpatrick, Mark</b>	00-00	G-30	3	0	0	0	0	-	-	-	-	-
Signed as a free agent, August 7, 1999.												
<b>Fleury, Haydn</b>	17-19	D-4	87	0	9	9	16	9	0	0	0	2
Selected in NHL Draft (Red Deer, WHL), June 27, 2014.												



# ALL-TIME ROSTER

	YEARS	POS.-NO.	REGULAR SEASON					PLAYOFFS				
			GP	G	A	P	PIM	GP	G	A	P	PIM
<b>Foegele, Warren</b>	18-19	LW-37/13	79	12	6	18	20	15	5	4	9	6
Selected in NHL Draft (St. Andrew's College, OFSAA), June 28, 2014.												
<b>Fotiu, Nick</b>	74-76/79-81	LW-23	226	19	15	34	424	23	5	2	7	90
Signed as a free agent from the Cape Cod Cubs (NAHL), June 1974. Signed with New York Rangers, June 1976. Selected by Hartford in NHL Expansion Draft, June 1979. Traded to New York Rangers for fifth-round 1981 draft pick (Bill Maguire), January 1981.												
<b>Fountain, Mike</b>	97-98	G-30	3	0	0	0	2	-	-	-	-	-
Signed as a free agent, August 14, 1997. Signed by Ottawa Senators as a free agent, July 31, 1999.												
<b>Francis, Ron</b>	81-91, 98-04	C-4/10/21	1,186	382	793	1,175	686	62	14	25	39	26
Selected in NHL Entry Draft (Sault St. Marie, OHL), June 1981. Traded to Pittsburgh Penguins along with Ulf Samuelsson and Grant Jennings for Zarley Zalapski, John Cullen and Jeff Parker, March 1991. Signed as a free agent, July 13, 1998. Traded to the Toronto Maple Leafs for a fourth-round pick in the 2005 NHL Entry Draft, March 9, 2004.												
<b>French, John</b>	72-75	C/LW-11	226	60	124	184	102	26	8	15	23	4
Signed as a free agent from California Golden Seals organization (Baltimore Clippers), February 1972. Traded to San Diego Mariners for second-round 1976 draft pick, October 1975.												
<b>Fridgen, Dan</b>	81-83	LW-32/15/34	13	2	3	5	2	-	-	-	-	-
Signed as free agent (Colgate, ECAC), April 1982. Released, June 1984.												
<b>Frk, Martin</b>	16	RW-91	2	0	0	0	0	-	-	-	-	-
Claimed on waivers from Detroit Red Wings, Oct. 9, 2016. Claimed on waivers by Detroit Red Wings, Nov. 1, 2016.												
<b>Fusco, Mark</b>	84-85	D-33	80	3	12	15	42	-	-	-	-	-
Signed as free agent, March 1984. Retired, October 1985.												
<b>-G-</b>												
<b>Galarneau, Michel</b>	80-83	C-16/15/14	78	7	10	17	34	-	-	-	-	-
Selected as underage junior in NHL Entry Draft (Hull, QMJHL), June 1982. Released, June 1984.												
<b>Gardner, Bill</b>	86-87	C-14	26	1	9	10	4	-	-	-	-	-
Acquired from Chicago Blackhawks for a third-round 1987 draft pick (Mike Dagenais), February 1986. Released, June 1987.												
<b>Garrett, John</b>	78-82	G-35	163	0	4	4	22	9	0	0	0	0
Acquired from Birmingham Bulls for "future considerations" September 1978. Traded to Quebec Nordiques for Michel Plasse and a 1983 fourth-round draft choice (Ron Chyzowski), December 1982.												
<b>Gateman, John Martin</b>	75-76	D-26	12	0	1	1	6	-	-	-	-	-
Signed as free agent (Providence Reds, AHL), September 1975. Released, June 1976.												
<b>Gaume, Dallas</b>	88-89	C-37	4	1	1	2	0	-	-	-	-	-
Signed as a free agent (Denver, WCHA), July 1986. Released, June 1990.												
<b>Gavin, Stewart</b>	85-88	RW-7	211	57	61	118	138	22	8	7	15	27
Acquired from Toronto Maple Leafs for Chris Kotsopoulos, October 1985. Claimed by Minnesota North Stars in 1988 NHL Waiver Draft.												
<b>Gelinas, Martin</b>	97-02	LW-23	348	75	90	165	226	35	3	8	11	18
Acquired from Vancouver Canucks along with Kirk McLean for Sean Burke, Geoff Sanderson, and Enrico Ciccone, January 3, 1998. Signed by Calgary Flames as free agent, July 2, 2002.												
<b>Gerbe, Nathan</b>	13-16	LW-14	206	29	37	66	84	-	-	-	-	-
Signed as a free agent, July 26, 2013. Released, July 2016.												
<b>Gerber, Martin</b>	05-06	G-29	60	0	2	2	4	6	0	0	0	4
Acquired from the Mighty Ducks of Anaheim for Tomas Malec and a 2004 third-round draft pick (Kyle Klubertanz), June 18, 2004. Signed by the Ottawa Senators as a free agent, July 2006.												
<b>Giguere, Jean-Sebastien</b>	96-97	G-47	8	0	0	0	0	-	-	-	-	-
Selected in 1996 NHL Entry Draft (Halifax, QMJHL) in first round (13th overall). Traded to Calgary Flames along with Andrew Cassels for Gary Roberts and Trevor Kidd, August 25, 1997.												
<b>Gilhen, Randy</b>	82-83	RW-34	2	0	1	1	0	-	-	-	-	-
Selected in NHL Entry Draft (Winnipeg, WHL), June 1982. Released, June 1985.												
<b>Gillen, Don</b>	81-82	RW-18	34	1	4	5	22	-	-	-	-	-
Acquired from Philadelphia Flyers with Blake Wesley, Rick MacLeish and first-, second- and third-round 1982 draft picks (Paul Lawless, Mark Paterson, Kevin Dineen) for Ray Allison, Fred Arthur and Hartford's first- and third-round picks in the 1982 draft (Ron Sutter, Miroslav Dvorak), July 1981. Released, July 1984.												
<b>Gillis, Paul</b>	91-93	C-44/23	33	1	3	4	88	5	0	1	1	0
Acquired from Chicago Blackhawks for "future considerations," January 1992. Retired, June 1993 to become assistant coach.												
<b>Giroux, Larry</b>	79-80	D-32	47	2	5	7	44	3	0	0	0	2
Signed as free agent after release by St. Louis Blues, December 1979. Released, September 1980.												
<b>Gleason, Tim</b>	06-13, 14-15	D-6/8/42	546	14	93	107	537	18	1	4	5	32
Acquired from the Los Angeles Kings along with Eric Belanger in exchange for defenseman Oleg Tverdokvsky and the rights to defenseman Jack Johnson, September 29, 2006. Traded to the Toronto Maple Leafs in exchange for defenseman John-Michael Liles and the rights to defenseman Dennis Robertson, Jan. 1, 2014. Signed as a free agent, July 3, 2014. Traded to the Washington Capitals in exchange for defenseman Jack Hillen and Arizona's fourth-round pick in the 2015 NHL Draft (93rd overall - Callum Booth), Feb. 28, 2015.												
<b>Glynn, Brian</b>	94-97	D-3/7	98	2	10	12	78	-	-	-	-	-
Selected in 1994-95 NHL Waiver Draft from Vancouver Canucks. Traded with Brendan Shanahan to Detroit Red Wings for Keith Primeau, Paul Coffey and a 1997 first-round draft pick (Nikos Tselios) on October 9, 1996.												
<b>Godnyuk, Alexander</b>	93-97	D-5	115	4	15	19	91	-	-	-	-	-
Acquired from Florida Panthers in trade for Jim McKenzie, December 1993. Traded along with a 1998 sixth-round draft pick to St. Louis Blues for Steve Leach, June 27, 1997.												
<b>Goertzen, Steven</b>	10	RW-23	6	0	0	0	5	-	-	-	-	-
Signed as a free agent, July 8, 2009. Released, July 2010.												
<b>Gosselin, Mario</b>	92-94	G-31	23	0	1	1	2	-	-	-	-	-
Signed as a free agent, September 1991. Retired, September 1994.												
<b>Gove, David</b>	06-06	C-34	2	0	1	1	0	-	-	-	-	-
Signed as a free agent, August 4, 2005. Traded to Pittsburgh in exchange for Joe Jensen, January 31, 2008.												
<b>Govedaris, Chris</b>	89-93	LW-14	33	2	4	6	10	-	-	-	-	-
Selected in NHL Entry Draft (Toronto, OHL), June 1988. Released, June 1993.												
<b>Gragnani, Marc-Andre</b>	13	D-5	1	0	0	0	0	2	0	0	0	0
Signed as a free agent, July 11, 2012. Released, July 2013.												
<b>Grahame, John</b>	06-08	G-47	45	0	4	4	6	-	-	-	-	-
Signed as a free agent, July 1, 2006. Signed as a free agent with Avangard Omsk (Russia), summer 2008.												
<b>Green, Ted</b>	72-75	D-6	210	29	70	99	118	22	1	6	10	29
Rights acquired from Winnipeg Jets, May 1972. Traded to Winnipeg, May 1975, for "future considerations."												

# ALL-TIME ROSTER

	YEARS	POS.-NO.	REGULAR SEASON					PLAYOFFS				
			GP	G	A	P	PIM	GP	G	A	P	PIM
<b>Greig, Mark</b>	90-94	RW-8/17	74	5	17	22	64	-	-	-	-	-
Selected in NHL Entry Draft, June 1990 (Lethbridge, WHL). Traded with a sixth-round 1995 draft pick (Doug Bonner) to Toronto Maple Leafs for Ted Crowley, January 1994.												
<b>Grimson, Stu</b>	97-98	LW-32	157	5	6	11	422	-	-	-	-	-
Acquired off waivers from Detroit Red Wings on October 12, 1996. Traded to Mighty Ducks of Anaheim along with Kevin Haller in exchange for David Karpa and a fourth-round pick in 2000, August 11, 1998.												
<b>-H-</b>												
<b>Hainsey, Ron</b>	13-17	D-65	300	15	43	58	115	-	-	-	-	-
Signed as a free agent, Sept. 12, 2013. Traded to Pittsburgh Penguins in exchange for Danny Kristo and a second-round pick in the 2017 NHL Draft (Jake Leschyshyn), Feb. 23, 2017.												
<b>Halko, Steve</b>	97-01, 02-03	D-14/28	155	0	15	15	71	4	0	0	0	2
Selected in 10th round of 1992 NHL Entry Draft. Traded to St. Louis Blues along with a fourth-round pick in the 2002 NHL Entry Draft in exchange for Sean Hill, December 5, 2001. Signed as a free agent, August 5, 2002. Retired, July 2003.												
<b>Hall, Adam</b>	13	RW-18	6	0	0	0	0	-	-	-	-	-
Claimed on waivers from Tampa Bay, March 16, 2013. Traded to Tampa Bay along with a 2013 seventh-round pick (186th overall - Joel Vermin) in exchange for defenseman Marc-Andre Bergeron.												
<b>Haller, Kevin</b>	96-98	D-14/5	100	5	11	16	142	-	-	-	-	-
Acquired along with a 1997 first-round draft pick (pick traded to San Jose for the 28th overall pick [Brad Defauw] and San Jose's third choice in 1998) and 1997 seventh-round draft pick (a reacquired Hartford pick [Andrew Merrick]) from Philadelphia Flyers for Paul Coffey on December 15, 1996. Traded to Mighty Ducks of Anaheim along with Stu Grimson in exchange for David Karpa and a fourth-round pick in 2000, August 11, 1998.												
<b>Hamilton, Dougie</b>	18-19	D-19	82	18	21	39	54	15	3	4	7	10
Acquired from Calgary Flames with Dougie Hamilton and Adam Fox in exchange for Elias Lindholm and Noah Hanifin, June 23, 2018.												
<b>Hamilton, Jeff</b>	07-08	C-51	58	9	15	24	10	-	-	-	-	-
Signed as a free agent (Chicago), July 1, 2007. Released (buyout), June 25, 2008.												
<b>Hangsleben, Alan</b>	74-80	D/LW-17/10	371	39	89	128	506	47	4	12	16	97
Selected in the WHA Amateur Draft (North Dakota, WCHA), May 1974. Traded to Washington Capitals for Tom Rowe, January 1980.												
<b>Hanifin, Noah</b>	15-18	D-5	239	18	65	83	69	-	-	-	-	-
Selected in the NHL Draft (Boston College, H-East), June 26, 2015. Traded to Calgary Flames with Elias Lindholm for Dougie Hamilton, Micheal Ferland and Adam Fox, June 23, 2018.												
<b>Hanson, Dave</b>	76-77	D-24	1	0	0	0	9	1	0	0	0	0
Signed as free agent (Johnstown, NAHL), March 1977. Released, June 1977.												
<b>Harkins, Todd</b>	93-94	RW-15	28	1	0	1	49	-	-	-	-	-
Acquired from Calgary Flames for Scott Morrow, January 1994. Released, June 1994.												
<b>Harris, Hugh</b>	73-74	LW-16	75	24	28	52	78	7	0	4	4	11
Signed after leaving the Buffalo Sabres, July 1973. Sold to Phoenix Roadrunners, August 1974.												
<b>Harrison, Jay</b>	09-14	D-44	317	21	47	68	319	-	-	-	-	-
Signed as a free agent, July 9, 2009. Traded to Winnipeg in exchange for Ottawa's 2015 sixth-round pick (169th overall - David Cotton), Dec. 18, 2014.												
<b>Hatcher, Kevin</b>	00-01	D-4	57	4	14	18	38	6	0	0	0	6
Signed as a free agent, July 31, 2000. Retired, summer 2001.												
<b>Hedican, Bret</b>	02-08	D-6	369	19	82	101	313	48	3	13	16	62
Acquired from the Florida Panthers along with Kevyn Adams and Tomas Malec in exchange for Sandis Ozolinsh and Byron Ritchie, January 16, 2002. Contract expired July 1, 2008. Signed as a free agent with Anaheim, October 23, 2008.												
<b>Heerema, Jeff</b>	03	RW-42	10	3	0	3	2	-	-	-	-	-
Selected in the NHL Entry Draft (Sarnia), June 27, 1998. Claimed off of waivers by the New York Rangers, September 30, 2003.												
<b>Helminen, Dwight</b>	08-09	C-63	23	1	1	2	0	1	0	0	0	0
Signed as a free agent, July 3, 2008. Released, July 2009.												
<b>Henderson, Archie</b>	82-83	RW-29	15	2	1	3	64	-	-	-	-	-
Signed as a free agent after release by Washington Capitals, September 1982. Released, March 1983.												
<b>Hess, Bob</b>	83-84	D-40	3	0	0	0	0	-	-	-	-	-
Signed as a free agent (Swiss Elite League), December 1984. Released, July 1984.												
<b>Hill, Brian</b>	79-80	RW-27	19	1	1	2	4	-	-	-	-	-
Selected in NHL Expansion Draft from Atlanta Flames, June 1979. Released, June 1980.												
<b>Hill, Sean</b>	97-00/01-04	D-22	369	38	119	157	441	23	4	4	8	20
Acquired from Ottawa Senators for Chris Murray, November 18, 1997. Signed by the St. Louis Blues as a free agent, July 2, 2000. Acquired from St. Louis in exchange for Steve Halko and a fourth round pick in the 2002 Entry Draft, December 5, 2001. Signed by Florida Panthers as a free agent, July 2004.												
<b>Hillen, Jack</b>	15	D-38	3	0	0	0	0	-	-	-	-	-
Acquired from the Washington Capitals along with Arizona's fourth-round pick in the 2015 draft (93rd overall - Callum Booth) in exchange for Tim Gleason, Feb. 28, 2015. Released, July 2015.												
<b>Hlavac, Jan</b>	02-03	LW-20	52	9	15	24	22	-	-	-	-	-
Acquired along with Harold Druken from Vancouver Canucks in exchange for Marek Malik and Darren Langdon, November 1, 2002. Signed with NY Rangers as a free agent, August 2003.												
<b>Hodgson, Rick</b>	79-80	D-32/33	6	0	0	0	6	1	0	0	0	0
Selected in NHL Expansion Draft from Atlanta Flames, June 1979. Released, June 1980.												
<b>Hoffman, Mike</b>	82-83/84-86	LW-40/22/20	9	1	3	4	2	-	-	-	-	-
Selected in NHL Entry Draft (Branford, OHL), June 1981. Released, June 1987.												
<b>Hoganson, Paul</b>	75-76	G-29	4	0	0	0	0	-	-	-	-	-
Signed as a free agent from disbanded Baltimore Blades, August 1975. Released, December 1975.												
<b>Holden, Josh</b>	01-01	C-21	8	0	0	0	2	-	-	-	-	-
Selected in the waiver draft from the Vancouver Canucks, September 28, 2001. Claimed off waivers by Vancouver, October 25, 2001.												
<b>Holik, Bobby</b>	90-92	LW-24	154	42	46	88	157	13	0	1	1	13
Selected in NHL Entry Draft, June 1989 (Dukla Jihlava, Czech.). Traded with a second-round 1993 draft pick (Jay Pandolfo) to New Jersey Devils for Sean Burke and Eric Weinrich, August 1992.												
<b>Holland, Ken</b>	80-81	G-30	1	0	0	0	0	-	-	-	-	-
Signed as a free agent (Binghamton, AHL), September 1979. Released, June 1983.												
<b>Hospodar, Ed</b>	82-84	D/RW-23	131	1	18	19	362	-	-	-	-	-
Acquired from New York Rangers for Kent Erik Anderson, October 1982. Released, July 1984.												
<b>Houda, Doug</b>	90-94	D-27	142	6	14	20	356	12	0	2	2	21
Acquired in a trade from Detroit Red Wings for Doug Crossman, February 1991. Traded to Los Angeles Kings for Marc Potvin, November 1993.												

# ALL-TIME ROSTER

	YEARS	POS.-NO.	REGULAR SEASON					PLAYOFFS				
			GP	G	A	P	PIM	GP	G	A	P	PIM
<b>Howatt, Garry</b>	<b>81-82</b>	<b>LW-15/8</b>	<b>80</b>	<b>18</b>	<b>32</b>	<b>50</b>	<b>242</b>	—	—	—	—	—
Acquired from New York Islanders for a 1983 fifth-round pick (Bob Caulfield), October 1981. Traded to New Jersey Devils with Rick Meagher for Merlin Malinowski and the NHL rights to Scott Fusco, October 1982.												
<b>Howe, Gordie</b>	<b>77-80</b>	<b>C/RW-9</b>	<b>214</b>	<b>68</b>	<b>112</b>	<b>180</b>	<b>178</b>	<b>27</b>	<b>9</b>	<b>7</b>	<b>16</b>	<b>21</b>
Signed as a free agent (Houston Aeros), June 1977. Retired, June 1980.												
<b>Howe, Mark</b>	<b>77-82</b>	<b>LW/D-5</b>	<b>360</b>	<b>123</b>	<b>273</b>	<b>396</b>	<b>158</b>	<b>23</b>	<b>13</b>	<b>11</b>	<b>24</b>	<b>26</b>
Signed as a free agent (Houston Aeros), June 1977. Selected by Boston Bruins in NHL Reclaim Draft but retained by Hartford as a priority selection for expansion draft. Traded to Philadelphia Flyers for Ken Linseman, Greg Adams and a first-round 1983 draft choice (David A. Jensen), August 1982.												
<b>Howe, Marty</b>	<b>77-82/83-85</b>	<b>D/LW-18/27</b>	<b>260</b>	<b>20</b>	<b>43</b>	<b>63</b>	<b>167</b>	<b>26</b>	<b>2</b>	<b>3</b>	<b>5</b>	<b>21</b>
Signed as a free agent (Houston Aeros), June 1977. Conditionally traded to Boston Bruins for "future considerations," September 1982. Returned to Hartford from Boston to complete earlier transaction. Retired, September 1985.												
<b>Hughes, Pat</b>	<b>86-87</b>	<b>RW-24</b>	<b>2</b>	<b>0</b>	<b>0</b>	<b>0</b>	<b>2</b>	<b>3</b>	<b>0</b>	<b>0</b>	<b>0</b>	<b>0</b>
Acquired from St. Louis Blues for a 10th-round draft choice (Andy Cesarski), March 1987. Released, July 1987.												
<b>Hull, Bobby</b>	<b>79-80</b>	<b>LW-16</b>	<b>9</b>	<b>2</b>	<b>5</b>	<b>7</b>	<b>0</b>	<b>3</b>	<b>0</b>	<b>0</b>	<b>0</b>	<b>0</b>
Acquired from Winnipeg Jets for "future considerations," February 1980. Retired after reaching contract impasse with Hartford, September 1980.												
<b>Hull, Jody</b>	<b>88-89</b>	<b>RW-8</b>	<b>92</b>	<b>23</b>	<b>28</b>	<b>51</b>	<b>31</b>	<b>6</b>	<b>0</b>	<b>1</b>	<b>1</b>	<b>4</b>
Selected in the NHL Entry Draft (Peterborough, OHL), June 1987. Traded to New York Rangers for Carey Wilson, July 1990.												
<b>Hunter, Mark</b>	<b>90-92</b>	<b>R-26</b>	<b>74</b>	<b>14</b>	<b>13</b>	<b>27</b>	<b>199</b>	<b>10</b>	<b>5</b>	<b>1</b>	<b>6</b>	<b>23</b>
Acquired in March 1991 trade from Calgary for Carey Wilson. Traded with "future considerations" (Yvon Corriveau) to Washington for Nick Kypreos, June 1992.												
<b>Hurley, Paul</b>	<b>72-76</b>	<b>D-5</b>	<b>251</b>	<b>9</b>	<b>66</b>	<b>75</b>	<b>135</b>	<b>21</b>	<b>0</b>	<b>8</b>	<b>8</b>	<b>18</b>
Chosen in WHA Player Selection Draft (Boston), February 1972. Traded to Edmonton with "future considerations" for Kerry Ketter and Steve Carlyle, February 1976.												
<b>Hutchinson, Andrew</b>	<b>05-07</b>	<b>D-28/24</b>	<b>77</b>	<b>6</b>	<b>19</b>	<b>25</b>	<b>48</b>	—	—	—	—	—
Acquired from Nashville for Phoenix's third-round selection (78th overall - Teemu Laaksa) in 2005, June 29, 2005. Traded to the New York Rangers along with center Joe Barnes and a third-round draft pick in 2008 for Matt Cullen, July 17, 2007.												
<b>Hyndman, Mike</b>	<b>72-73</b>	<b>RW-21</b>	<b>59</b>	<b>4</b>	<b>14</b>	<b>18</b>	<b>21</b>	—	—	—	—	—
Chosen in WHA Player Selection Draft (California), February 1972. Traded to Los Angeles Sharks for Mike Byers, February 1973.												
<b>Hynes, Dave</b>	<b>76-77</b>	<b>LW-11</b>	<b>22</b>	<b>5</b>	<b>4</b>	<b>9</b>	<b>4</b>	—	—	—	—	—
Signed as a free agent after release by Boston Bruins, August 1976. Released, June 1977.												
<b>I-</b>												
<b>Inkpen, Dave</b>	<b>78-79</b>	<b>D-26</b>	<b>41</b>	<b>0</b>	<b>7</b>	<b>7</b>	<b>15</b>	<b>5</b>	<b>0</b>	<b>1</b>	<b>1</b>	<b>4</b>
Purchased from Indianapolis Racers, December 1978. Released, July 1980.												
<b>Irbe, Arturs</b>	<b>98-04</b>	<b>G-1</b>	<b>309</b>	<b>0</b>	<b>4</b>	<b>4</b>	<b>46</b>	<b>30</b>	<b>0</b>	<b>0</b>	<b>0</b>	<b>4</b>
Signed as a free agent, September 10, 1998. Traded to the Columbus Blue Jackets for future considerations, June 2004.												
<b>J-</b>												
<b>Jablonski, Pat</b>	<b>97-98</b>	<b>G-35/39</b>	<b>5</b>	<b>0</b>	<b>0</b>	<b>0</b>	—	—	—	—	—	—
Signed as free agent, August 11, 1997. Released, July 1998.												
<b>Janssens, Mark</b>	<b>92-97</b>	<b>C-22</b>	<b>341</b>	<b>20</b>	<b>43</b>	<b>63</b>	<b>712</b>	—	—	—	—	—
Acquired from Minnesota North Stars for James Black, September 1992. Traded to Mighty Ducks of Anaheim for Bates Battaglia and a fourth-round draft pick in 1998 (Josef Vasicek).												
<b>Jarvis, Doug</b>	<b>85-88</b>	<b>C-27</b>	<b>139</b>	<b>17</b>	<b>29</b>	<b>46</b>	<b>40</b>	<b>16</b>	<b>0</b>	<b>3</b>	<b>3</b>	<b>8</b>
Acquired from Washington Capitals for Jorgen Pettersson, December 1985. Named assistant coach/player for Binghamton (AHL), December 1987. Contract bought out, May 1988.												
<b>Jennings, Grant</b>	<b>88-91</b>	<b>D-25</b>	<b>163</b>	<b>7</b>	<b>20</b>	<b>27</b>	<b>412</b>	<b>11</b>	<b>1</b>	<b>0</b>	<b>1</b>	<b>34</b>
Acquired from Washington Capitals with Ed Kastelic for Neil Sheehy and Mike Millar, July 1988. Traded to Pittsburgh Penguins along with Ron Francis and Ulf Samuelsson for John Cullen, Zarley Zalapski and Jeff Parker, March 1991.												
<b>Jensen, David A.</b>	<b>84-85</b>	<b>LW-7</b>	<b>13</b>	<b>0</b>	<b>4</b>	<b>4</b>	<b>6</b>	—	—	—	—	—
Selected in NHL Entry Draft (Lawrence Academy, Mass. H.S.), June 1983. Traded to Washington for Dean Evason and Peter Sidorkiewicz, March 1985.												
<b>Jensen, Joe</b>	<b>08</b>	<b>C-34</b>	<b>6</b>	<b>1</b>	<b>0</b>	<b>1</b>	<b>2</b>	—	—	—	—	—
Acquired from Pittsburgh in exchange for forward David Gove, January 31, 2008. Released, July 2009.												
<b>Johnson, Mark</b>	<b>82-85</b>	<b>C/LW-12</b>	<b>201</b>	<b>85</b>	<b>118</b>	<b>203</b>	<b>76</b>	—	—	—	—	—
Acquired from the Minnesota North Stars with Kent Erik Andersson for a 1984 fifth-round draft choice (Jim Poner) and "future considerations" (Jordy Douglas), in October 1984. Traded to St. Louis Blues with Greg Millen for Mike Liut and "future considerations" (Jorgen Pettersson), in February 1985.												
<b>Johnston, Bernie</b>	<b>79-81</b>	<b>C/LW-24</b>	<b>57</b>	<b>12</b>	<b>24</b>	<b>36</b>	<b>16</b>	<b>3</b>	<b>0</b>	<b>1</b>	<b>1</b>	<b>0</b>
Selected in NHL Expansion Draft (Philadelphia), June 1979. Released, September 1981.												
<b>Jokinen, Jussi</b>	<b>09-13</b>	<b>C/LW-36</b>	<b>288</b>	<b>68</b>	<b>117</b>	<b>185</b>	<b>144</b>	<b>18</b>	<b>7</b>	<b>4</b>	<b>11</b>	<b>2</b>
Acquired from Tampa Bay in exchange for Wade Brookbank, Josef Melichar and a 2009 fourth-round pick, February 7, 2009. Traded to Pittsburgh in exchange for a conditional 2013 sixth- or seventh-round draft pick (conditions not met), April 3, 2013.												
<b>Jooris, Josh</b>	<b>17-18</b>	<b>RW-19</b>	<b>31</b>	<b>3</b>	<b>3</b>	<b>6</b>	<b>16</b>	—	—	—	—	—
Signed as a free agent (Arizona Coyotes), July 1, 2017. Traded to Pittsburgh Penguins in exchange for Greg McKeeg, February 26, 2018.												
<b>Jordan, Michal</b>	<b>13-16</b>	<b>D-47</b>	<b>79</b>	<b>3</b>	<b>4</b>	<b>7</b>	<b>18</b>	—	—	—	—	—
Selected in the NHL Entry Draft (Plymouth, OHL), June 21, 2008. Released, July 2016.												
<b>Jordan, Ric</b>	<b>72-74</b>	<b>D-20/23</b>	<b>34</b>	<b>0</b>	<b>3</b>	<b>3</b>	<b>14</b>	<b>7</b>	<b>0</b>	<b>0</b>	<b>0</b>	<b>0</b>
Chosen in WHA Player Selection Draft (Boston University), May 1972. Traded to Quebec Nordiques for Guy Dufour, May 1974.												
<b>Joslin, Derek</b>	<b>11-12</b>	<b>D-27/33</b>	<b>61</b>	<b>3</b>	<b>6</b>	<b>9</b>	<b>37</b>	—	—	—	—	—
Acquired from the San Jose Sharks in exchange for future considerations, February 18, 2011. Released, July 2012.												
<b>K-</b>												
<b>Kaberle, Frantisek</b>	<b>05-09</b>	<b>D-5</b>	<b>214</b>	<b>9</b>	<b>73</b>	<b>82</b>	<b>104</b>	<b>32</b>	<b>4</b>	<b>10</b>	<b>14</b>	<b>10</b>
Signed as a free agent by Carolina, July 15, 2004. Bought out of remaining year of his contract, July 28, 2009.												
<b>Kaberle, Tomas</b>	<b>11</b>	<b>D-51</b>	<b>29</b>	<b>0</b>	<b>9</b>	<b>9</b>	<b>2</b>	—	—	—	—	—
Signed as a free agent by Carolina, July 5, 2011. Traded to Montreal Canadiens for Jaroslav Spacek, December 9, 2011.												
<b>Kapanen, Sami</b>	<b>95-03</b>	<b>LW-24</b>	<b>520</b>	<b>145</b>	<b>203</b>	<b>348</b>	<b>105</b>	<b>34</b>	<b>4</b>	<b>12</b>	<b>16</b>	<b>6</b>
Selected in fourth-round of 1995 NHL Entry Draft (87th overall). Traded along with Ryan Bast to the Philadelphia Flyers in exchange for Pavel Brendl and Bruno St. Jacques, February 7, 2003.												
<b>Karlander, Al</b>	<b>73-75</b>	<b>C/LW-14</b>	<b>125</b>	<b>27</b>	<b>55</b>	<b>82</b>	<b>48</b>	<b>12</b>	<b>1</b>	<b>6</b>	<b>7</b>	<b>2</b>
Signed as a free agent (Detroit), June 1973. Selected by Indianapolis Racers in WHA Expansion Draft, June 1975.												
<b>Karpa, Dave</b>	<b>98-01</b>	<b>D-33</b>	<b>140</b>	<b>5</b>	<b>12</b>	<b>17</b>	<b>266</b>	<b>8</b>	<b>0</b>	<b>0</b>	<b>0</b>	<b>19</b>
Acquired from Mighty Ducks of Anaheim along with Anaheim's fourth-round pick in the 2000 NHL Entry Draft for Stu Grimson and Kevin Haller, August 11, 1998. Signed as a free agent with the New York Rangers, July 1, 2001.												

# ALL-TIME ROSTER

	YEARS	POS.-NO.	REGULAR SEASON					PLAYOFFS				
			GP	G	A	P	PIM	GP	G	A	P	PIM
<b>Kastelic, Ed</b>	88-92	RW/LW-22	147	9	9	18	505	2	0	0	0	0
Acquired from Washington Capitals with Grant Jennings for Neil Sheehy and Mike Millar, July 1988. Signed by Los Angeles Kings as a free agent, August 1992.												
<b>Keczmer, Dan</b>	91-94	D-4/37	36	4	5	9	40	—	—	—	—	—
Acquired from San Jose Sharks for Dean Evason, October 1991. Traded to Calgary Flames for Jeff Reese, November 1993.												
<b>Keeler, Mike</b>	73-74	D-20	1	0	0	0	0	1	0	0	0	0
Signed as a free agent (Jacksonville Barons, EHL), October 1973. Released, October 1974.												
<b>Kemp, Kevin</b>	80-81	D-24	3	0	0	0	0	4	—	—	—	—
Selected from Toronto Maple Leafs in the NHL Expansion Draft, June 1979. Released, June 1981.												
<b>Keon, Dave</b>	76-82	C-14	384	91	203	294	74	32	11	22	33	6
Acquired from Edmonton Oilers with Steve Carlson, Jack Carlson, Dave Dryden and John McKenzie for Danny Arndt, cash and "future considerations" (the rights to Dave Debol), February 1977. Retired, July 1982.												
<b>Kerr, Tim</b>	92-93	RW-12	22	0	6	6	7	—	—	—	—	—
Acquired from New York Rangers for a seventh-round draft pick (Sergei Kondrashkin) in 1993 draft, July 1992. Retired as a player and named assistant coach for Springfield Indians, January 1993.												
<b>Khudobin, Anton</b>	13-15	G-31	70	0	0	0	0	—	—	—	—	—
Signed as a free agent, July 5, 2013. Traded to Anaheim in exchange for defenseman James Wisniewski, June 27, 2015.												
<b>Kidd, Trevor</b>	97-99	G-37	72	0	0	0	2	—	—	—	—	—
Acquired from Calgary Flames along with Gary Roberts for Andrew Cassels and Jean-Sebastien Giguere on August 25, 1997. Selected by Atlanta Thrashers in 1999 NHL Expansion Draft, June 25, 1999.												
<b>King, Derek</b>	96-97	LW-27	12	3	3	6	2	—	—	—	—	—
Acquired for a fifth-round 1997 draft pick (Adam Eclinger) from the NY Islanders on March 18, 1997. Signed as a free agent with Toronto in August 1997.												
<b>Kleinendorst, Scot</b>	84-88	D-35/18	186	9	30	39	347	17	2	5	7	38
Acquired from New York Rangers for Blaine Stoughton, February 1984. Traded to Washington Capitals for Jim Thomson, March 1989.												
<b>Koehler, Greg</b>	00-01	C-36	1	0	0	0	0	—	—	—	—	—
Signed as a free agent, March 31, 1998. Traded to the Philadelphia Flyers, February 2002.												
<b>Komisarek, Mike</b>	13-14	D-5	32	0	4	4	14	—	—	—	—	—
Signed as a free agent, July 5, 2013. Released, July 2014.												
<b>Konroyd, Steve</b>	91-93	D-5	92	5	21	26	95	7	0	1	1	2
Acquired from Chicago Blackhawks for Rob Brown, January 1992. Traded to Detroit Red Wings for a 1993 sixth-round draft pick (pick traded back to Detroit in June 1993 for Brad McCrimmon), March 1993.												
<b>Kotsopoulos, Chris</b>	81-85	D-24	241	29	60	89	443	—	—	—	—	—
Acquired from New York Rangers with Gerry McDonald and Doug Sulliman for Mike Rogers, and a 10th-round 1982 draft pick (Simo Saarinen), October 1981. Traded to Toronto Maple Leafs for Stewart Gavin, September 1985.												
<b>Kostopoulos, Tom</b>	09-10	RW-29	99	9	16	25	136	—	—	—	—	—
Signed as a free agent, July 14, 2009. Traded to the Calgary Flames along with Anton Babchuk in exchange for Brett Sutter and Ian White, November 17, 2010.												
<b>Kovalenko, Andrei</b>	98-00	RW-51	94	21	30	51	38	4	0	2	2	2
Acquired from Philadelphia Flyers in exchange for Adam Burt, March 6, 1999. Signed by the Boston Bruins as a free agent, July 25, 2000.												
<b>Kron, Robert</b>	92-00	RW/C-38/18	509	108	139	247	68	5	2	0	2	0
Acquired from Vancouver Canucks for a third-round 1993 draft pick (Marek Malik) and "future considerations" (Jim Sandlak) for Murray Craven and a fifth-round 1993 draft pick (Scott Walker), March 1993. Selected by Columbus Blue Jackets in 2000 expansion draft, June 23, 2000.												
<b>Kruger, Marcus</b>	17-18	C-16	48	1	5	6	28	—	—	—	—	—
Acquired from Vegas Golden Knights for a fifth-round 2018 draft pick (Brandon Kruse), July 4, 2017. Traded to Arizona Coyotes with a third-round 2018 draft pick (Ty Emberson) in exchange for Jordan Martinook and a fourth-round 2018 draft pick (Luke Henman).												
<b>Krygier, Todd</b>	89-91	LW-17	130	31	29	60	147	13	2	3	5	2
Selected in NHL Supplemental Draft (Connecticut, ECAC II), June 1988. Traded to Washington Capitals for "future considerations" (fourth-round 1993 draft pick - pick later traded to Calgary, who selected Jason Smith) October 1991.												
<b>Kucera, Frantisek</b>	93-95	D-4	84	6	26	33	54	—	—	—	—	—
Acquired with Jocelyn Lemieux from Chicago Blackhawks for Gary Suter, Randy Cunneynworth and a third-round 1995 draft pick (Kevin McKay), March 1994. Traded with Jim Dowd to Vancouver Canucks for Jeff Brown and Vancouver's third-round draft pick in 1998, December 20, 1995.												
<b>Kuokkanen, Janne</b>	17-18	C-59	11	0	0	0	4	—	—	—	—	—
Selected in the NHL Entry Draft (Karpat, Finland), June 25, 2016.												
<b>Kurka, Tomas</b>	03-04	LW-37	17	3	2	5	2	—	—	—	—	—
Selected in the NHL Entry Draft (Plymouth, OHL), June 24, 2000. Released, June 2004.												
<b>Kuznik, Greg</b>	00-01	D-53	1	0	0	0	0	—	—	—	—	—
Selected in the NHL Entry Draft (Seattle, WHL), June 22, 1996. Released, July 2001.												
<b>Kypreos, Nick</b>	92-94	LW-20	85	17	10	27	362	—	—	—	—	—
Acquired from Washington Capitals for Mark Hunter and Yvon Corriveau, August 1992. Traded with Steve Larmer, Barry Richter and a 1994 sixth-round draft pick (Yuri Litvinov) to New York Rangers for James Patrick and Darren Turcotte, November 1993.												
<b>-L-</b>												
<b>Lack, Eddie</b>	15-17	G-31	54	0	2	2	0	—	—	—	—	—
Acquired from Vancouver Canucks on June 27, 2015, in exchange for Carolina's 2015 third-round pick (Guillaume Brisebois) and Carolina's 2016 seventh-round pick (Brett McKenzie). Traded to Calgary Flames with Ryan Murphy and a seventh-round pick in the 2019 NHL Draft in exchange for Keegan Kanzig and a sixth-round pick in the 2019 NHL Draft, June 29, 2017.												
<b>LaCouture, Dan</b>	08	LW-20	11	2	0	2	10	—	—	—	—	—
Signed as a free agent, October 6, 2008. Signed with Astana of the KHL and subsequently suspended by the Hurricanes, December 29, 2009.												
<b>Lacroix, Andre</b>	78-80	C-4	107	35	70	105	36	10	4	4	8	0
Rights acquired from Winnipeg Jets for "future considerations," August 1978. Retired, December 1979.												
<b>Lacroix, Pierre</b>	82-83	D-5	56	6	25	31	18	—	—	—	—	—
Acquired from Quebec Nordiques for Blake Wesley, December 1982. Retired due to injuries sustained in automobile accident, August 1983.												
<b>Ladd, Andrew</b>	05-08	LW-16	137	26	24	50	81	17	2	3	5	4
Selected in the NHL Entry Draft (Calgary, WHL), June 26, 2004. Traded to Chicago in exchange for Tuomo Ruutu, February 26, 2008.												
<b>Ladouceur, Randy</b>	86-93	D-29	377	10	38	48	622	32	3	8	11	43
Acquired from Detroit Red Wings for Dave Barr, January 1987. Selected by Mighty Ducks of Anaheim in 1993 Expansion Draft, June 1993.												
<b>Laforge, Mark</b>	89-90	LW-42	9	0	0	0	43	—	—	—	—	—
Selected in NHL Entry Draft (Kingston, OHL), June 1986. Traded to Edmonton Oilers for Cam Brauer, March 1990.												
<b>Landon, Bruce</b>	72-77	G-30	122	0	2	2	36	8	0	1	1	0
Chosen in WHA Player Selection Draft (Los Angeles Kings), February 1972. Released, October 1974. Re-signed, February 1974. Retired, February 1978.												



# ALL-TIME ROSTER

	YEARS	POS.-NO.	REGULAR SEASON					PLAYOFFS				
			GP	G	A	P	PIM	GP	G	A	P	PIM
<b>Langdon, Darren</b>	00-02	LW-20	121	2	3	5	216	4	0	0	0	12
Acquired from the NY Rangers along with Rob DiMaio for Sandy McCarthy and a fourth round pick in 2001, August 4, 2000. Traded along with Marek Malik to Vancouver Canucks in exchange for Jan. Hlavac and Harold Druken, November 1, 2002.												
<b>LaRose, Chad</b>	05-13	RW-59	508	85	95	180	286	39	4	8	12	26
Signed as a free agent by Carolina, August 6, 2003. Released, July 2013.												
<b>Larouche, Pierre</b>	81-83	C-25/28	83	43	47	90	20	—	—	—	—	—
Acquired from Montreal Canadiens for a swap of the teams' first-round 1984 draft choices and a 1984 second-round draft pick in December 1981. Released, September 1983. In the first-round swap, Montreal picked Petr Svoboda (5th), and Hartford selected Sylvain Cote (11th). Montreal traded a second-round draft pick to St. Louis (Brian Benning) along with Risk Wansley, their second pick (Tony Hrkac), and their third choice (Robert Dirk) in exchange for St. Louis' first-round draft pick (Shayne Corson) and second-round draft pick (Stephane Richer) in June, 1984. Hartford traded Montreal's third-round draft pick (Bruce Racine) in 1983 to Pittsburgh while Montreal picked 47th overall (Rocky Dundas).												
<b>Lawless, Paul</b>	82-84/85-88	LW-11/28	215	49	70	119	54	1	0	0	0	0
Selected in NHL Entry Draft (Windsor, OHL), June 1982. Traded to Philadelphia Flyers for Lindsay Carson, January 1988.												
<b>Lawton, Brian</b>	88-89	C/LW-7	48	12	17	29	32	3	1	0	1	0
Acquired from New York Rangers with Don Maloney and Norm Maciver for Carey Wilson and a fifth-round draft pick in 1990 (Lubos Rob), December 1988. Put on waivers and claimed by Quebec, December 1989.												
<b>Leach, Jamie</b>	92-93	RW-34	19	3	2	5	4	—	—	—	—	—
Acquired on waivers from Pittsburgh Penguins, November 1992. Released, June 1993.												
<b>Leach, Steve</b>	97-98	RW-27	45	4	5	9	42	—	—	—	—	—
Acquired from St. Louis for Alexander Godynnyuk and a 1998 sixth-round draft pick (Brad Voth), June 1997. Signed as a free agent by Ottawa, October 4, 1998.												
<b>Legace, Manny</b>	09-10	G-34	28	0	1	1	0	—	—	—	—	—
Signed as a free agent, November 9, 2009.												
<b>Leighton, Michael</b>	08-09, 16-17	G-49	33	0	1	1	4	—	—	—	—	—
Acquired from Montreal in exchange for Carolina's 2007 seventh-round draft pick, June 23, 2007. Claimed by Philadelphia on re-entry waivers, December 15, 2009. Signed as a free agent, September 7, 2016. Released, July 2017.												
<b>Lemieux, Jocelyn</b>	93-95	LW-23/26	86	13	8	21	82	—	—	—	—	—
Acquired with Frantisek Kucera from Chicago Blackhawks for Randy Cunneynworth, Gary Suter, and a third-round 1995 draft pick (Kevin McKay), March 1994. Traded to New Jersey Devils for Jim Dowd and New Jersey's second-round pick in 1998, December 20, 1995.												
<b>Lenarduzzi, Mike</b>	92-94	G-30	4	0	0	0	0	—	—	—	—	—
Selected in NHL Entry Draft (Sault Ste. Marie, OHL), June 1990.												
<b>Leschyshyn, Curtis</b>	96-00	D-7	255	8	32	40	139	6	0	0	0	6
Acquired from Washington Capitals for Andrei Nikolishin on November 9, 1996. Selected by Minnesota Wild in 2000 expansion draft, June 23, 2000.												
<b>Letowski, Trevor</b>	06-08	RW-19	136	11	15	26	48	—	—	—	—	—
Signed as a free agent, July 6, 2006. Signed as a free agent with Barys Astana (Russia), summer 2008.												
<b>Levasseur, Louis</b>	77-78	G-30	27	0	0	0	2	12	0	1	1	2
Acquired from Edmonton for Dave Dryden, Brett Callighen and two 1977 draft choices, June 1977. Traded to Quebec for Warren Miller, September 1978.												
<b>Ley, Rick</b>	72-81	D-2	559	39	228	267	828	73	7	33	40	142
Chosen in the WHA Player Selection Draft (Toronto Maple Leafs), February 1972. Selected by Toronto Maple Leafs in NHL Reclaim Draft, June 1979. Selected from Toronto Maple Leafs in NHL Expansion Draft, June 1979. Retired, September 1981.												
<b>Liles, John-Michael</b>	14-16	D-26	156	10	36	46	38	—	—	—	—	—
Acquired from the Toronto Maple Leafs along with the rights to defenseman Dennis Robertson in exchange for defenseman Tim Gleason, Jan. 1, 2014. Traded to the Boston Bruins on Feb. 29, 2016, in exchange for forward Anthony Camara, Boston's 2016 third-round pick (Jack Lafontaine) and Boston's 2017 fifth-round pick.												
<b>Lindholm, Elias</b>	13-18	C/RW-16/28	374	64	124	188	76	—	—	—	—	—
Selected in the NHL Entry Draft (Brynäs, SHL), June 30, 2013. Traded to Calgary Flames with Noah Hanifin in exchange for Dougie Hamilton, Micheal Ferland and Adam Fox, June 23, 2018.												
<b>Liut, Mike</b>	85-90	G-1	217	0	5	5	10	17	0	0	0	2
Selected in WHA Amateur Draft (Bowling Green, CCHA), May 1976. WHA rights traded to Cincinnati Stingers with second-round 1979 draft choice for Greg Carroll and Bryan Maxwell, May 1977. Acquired from St. Louis Blues with "future considerations" (Jorgen Pettersson) for Mark Johnson and Greg Millen, February 1985. Traded to Washington Capitals for Yvon Corriveau, March 1990.												
<b>Loktionov, Andrei</b>	14	C-8	20	3	7	10	2	—	—	—	—	—
Acquired along with a conditional draft pick from the New Jersey Devils in exchange for forward Tuomo Ruutu, March 5, 2014. Released, July 2014.												
<b>Lowe, Keegan</b>	15	D-45	2	0	0	0	10	—	—	—	—	—
Selected in the 2011 NHL Draft (Edmonton, WHL), June 25, 2011. Traded to Montreal Canadiens in exchange for Philip Samuelsson, Feb. 21, 2017.												
<b>Luksa, Chuck</b>	79-80	D-29	8	0	1	1	4	—	—	—	—	—
Signed as a free agent (Cincinnati Stingers), August 1979. Released, October 1981.												
<b>Lumley, Dave</b>	84-85	LW-22	48	8	20	28	98	—	—	—	—	—
Selected from Edmonton Oilers in NHL Waiver Draft, October 1984. Placed on waivers and claimed by Edmonton Oilers, February 1985.												
<b>Lupien, Gilles</b>	80-82	D-23	21	2	5	7	41	—	—	—	—	—
Acquired from Pittsburgh Penguins for a sixth-round 1981 draft pick (Paul Edwards), February 1981. Released, July 1983.												
<b>Lyle, George</b>	76-79/81-83	LW-16	232	92	93	185	207	26	6	6	12	42
Signed as a free agent (Michigan Tech), July 1976. Selected by Detroit Red Wings in NHL Reclaim Draft, June 1979. Claimed on waivers from Detroit, November 1981. Released, July 1982.												
<b>Lysak, Brett</b>	04	C-56	2	0	0	0	2	—	—	—	—	—
Selected in the NHL Entry Draft (Regina, WHL), June 1999. Released, June 2004.												
<b>-M-</b>												
<b>MacDermid, Paul</b>	81-89	RW-23/15/29/36	373	69	83	152	744	26	5	8	13	84
Selected in NHL Entry Draft (Windsor, OHL), June 1981. Traded to Winnipeg Jets for Randy Cunneynworth, December 1989.												
<b>MacDonald, Craig</b>	98-99, 01-03	C-31/12	58	2	4	6	20	5	0	0	0	2
Selected in NHL Entry Draft (Harvard, ECAC), June 1996. Signed with Florida as a free agent, August 2003.												
<b>MacGregor, Gary</b>	76-77	C-12	30	8	8	16	4	—	—	—	—	—
Acquired from Indianapolis Racers for Rosaire Paiement, November 1976. Traded to Calgary Cowboys for "future considerations," January 1977.												
<b>MacGregor, Randy</b>	81-82	LW-38	2	1	1	2	2	—	—	—	—	—
Signed as a free agent (Binghamton, AHL), February 1981. Released, June 1983.												
<b>MacIver, Norm</b>	88-89	D-33	37	1	22	23	24	1	0	0	0	2
Acquired from New York Rangers with Don Maloney and Brian Lawton for Carey Wilson and a fifth-round draft pick in 1990 (Lubos Rob), December 1988. Traded to Edmonton Oilers for Jim Ennis, October 1989.												
<b>MacLeish, Rick</b>	81-82	C-7	34	6	16	22	16	—	—	—	—	—
Acquired from Philadelphia Flyers with Don Gillen, Blake Wesley, first, second- and third-round 1982 draft picks (Paul Lawless, Mark Paterson, Kevin Dineen) for Ray Allison, Fred Arthur, and the Whalers' first and third picks in 1982 (Ron Sutter, Miroslav Dvorak), July 1981. Traded to Pittsburgh Penguins for Russ Anderson and an eighth-round 1983 draft pick (Chris DuPerron), December 1981.												

# ALL-TIME ROSTER

	YEARS	POS.-NO.	REGULAR SEASON					PLAYOFFS				
			GP	G	A	P	PIM	GP	G	A	P	PIM
<b>Maenalanen, Saku</b> Signed as a free agent, May 18, 2018.	18-19	RW-8	34	4	4	8	20	9	0	1	1	6
<b>Malec, Tomas</b> Acquired along with Bret Hedican and Kevyn Adams from the Florida Panthers in exchange for Sandis Ozolinsh and Byron Ritchie, January 16, 2002. Traded to Mighty Ducks of Anaheim along with a second-round draft pick in 2004 (Kyle Klubertanz) for Martin Gerber.	03	D-71	43	0	2	2	45	—	—	—	—	—
<b>Malhotra, Manny</b> Signed as a free agent, Oct. 31, 2013. Released, July 2014.	13-14	C-22	69	7	6	13	18	—	—	—	—	—
<b>Malik, Marek</b> Selected in the third-round (Vitkovice, Czech.) of the 1993 NHL Entry Draft. Traded along with Darren Langdon to Vancouver in exchange for Jan. Hlavac and Harold Druken, November 1, 2002.	95-97, 98-02	D-23/5	317	17	60	77	291	30	0	3	3	28
<b>Malinowski, Merlin</b> Acquired from New Jersey Devils with NHL rights to Scott Fusco for Rick Meagher and Garry Howatt, October 1982. Released, October 1983.	82-83	C/LW-20	75	5	23	28	16	—	—	—	—	—
<b>Malone, Brad</b> Signed as a free agent, July 1, 2014. Released, July 2016.	14-16	C-24	122	9	12	21	149	—	—	—	—	—
<b>Malone, Greg</b> Acquired from Pittsburgh Penguins for third-round 1985 draft pick (Bruce Racine), October 1983. Traded to Quebec Nordiques for Wayne Babych, October 1985.	83-86	C-14	176	45	83	128	147	—	—	—	—	—
<b>Maloney, Don</b> Acquired from New York Rangers with Brian Lawton and Norm MacIver for Carey Wilson and a 1990 fifth-round draft pick (Lubos Rob), December 1988. Released, July 1989.	88-89	LW-14	21	3	11	14	23	4	0	0	0	8
<b>Manderville, Kent</b> Signed as a free agent on October 1, 1996. Traded to the Philadelphia Flyers in exchange for Sandy McCarthy, March 14, 2000.	96-00	C-44	258	16	24	40	99	6	0	0	0	2
<b>Marchment, Bryan</b> Acquired with Steve Larmer from Chicago Blackhawks for Patrick Poulin and Eric Weinrich, November 1993. Awarded as compensation to Edmonton Oilers when Whalers signed Steven Rice, August 1994.	93-94	D-5/27	42	3	7	10	124	—	—	—	—	—
<b>Markov, Danny</b> Acquired from Phoenix Coyotes along with a third-round pick in the 2005 draft for David Tanabe and Igor Knyazev, June 2003. Traded to Philadelphia Flyers for Justin Williams, January 2004.	03-04	D-55	44	4	10	14	37	—	—	—	—	—
<b>Marshall, Paul</b> Acquired from Toronto Maple Leafs for a 10th-round 1983 draft pick (Greg Rolston), October 1982. Released, July 1983.	82-83	LW-34	13	1	2	3	0	—	—	—	—	—
<b>Martin, Tom</b> Signed as a free agent (Winnipeg Jets), July 1987. Claimed by Minnesota North Stars in the 1988 NHL Waiver Draft, October 1988. Claimed on waivers by Hartford, December 1988. Released, June 1990.	87-90	LW-24	26	2	4	6	51	0	0	0	0	0
<b>Martinook, Jordan</b> Acquired from Arizona Coyotes with a fourth-round pick in the 2018 NHL Draft (Luke Henman) in exchange for Marcus Kruger and a third-round pick in the 2018 NHL Draft (Ty Emberson), May 3, 2018.	18-19	LW-48	82	15	10	25	38	10	0	4	4	6
<b>Martins, Steve</b> Selected in 1994 Supplemental Draft (Harvard), June 1994. Signed as a free agent by Ottawa, July 20, 1998.	95-98	C-32	28	1	4	5	8	—	—	—	—	—
<b>Matsumoto, Jon</b> Acquired from the Philadelphia Flyers in exchange for Washington's 2010 seventh-round draft pick, June 26, 2010. Traded to the Florida Panthers along with Mattias Lindstrom in exchange for Evgenii Dadonov and A.J. Jenks, January 18, 2012.	10-12	C-18	13	2	0	2	4	—	—	—	—	—
<b>Maxwell, Bryan</b> Acquired from Cincinnati Stingers with Greg Carroll for the WHA rights to Mike Liut and two 1979 draft picks, May 1977. Released and signed with Minnesota North Stars, February 1978.	77-78	D-24	17	2	1	3	11	—	—	—	—	—
<b>Mayer, Jim</b> Signed as a free agent (Calgary Cowboys), July 1977. Placed on waivers and claimed by Edmonton Oilers, May 1978.	77-78	RW-27	51	11	9	20	21	—	—	—	—	—
<b>McBain, Jamie</b> Selected in the NHL Entry Draft (US Nat'l Development Team Program), June 24, 2006. Traded to Buffalo along with a 2013 second-round draft pick (35th overall - J.T. Compher) in exchange for defenseman Andrej Sekera.	10-13	D-4/28	206	19	56	75	48	—	—	—	—	—
<b>McBain, Jason</b> Selected in the fourth-round in the 1992 NHL Entry Draft.	95-97	D-25	9	0	0	0	0	—	—	—	—	—
<b>McCarthy, Sandy</b> Acquired from the Philadelphia Flyers in exchange of Kent Manderville, March 14, 2000. Traded to the New York Rangers along with a fourth-round pick in 2001 in exchange for Darren Langdon and Rob DiMaio, August 4, 2000.	00-00	LW-20	13	0	0	0	9	—	—	—	—	—
<b>McClanahan, Rob</b> Claimed from Buffalo Sabres in NHL Waiver Draft, September 1981. Traded to New York Rangers for a 10th-round 1983 draft pick (Reine Karlsson), January 1982.	81-82	C-15/28	17	0	3	3	11	—	—	—	—	—
<b>McClement, Jay</b> Signed as a free agent, July 1, 2014. Released, July 2017.	14-17	C-18	224	15	25	40	59	—	—	—	—	—
<b>McCrimmon, Brad</b> Acquired from Detroit Red Wings for a 1993 sixth-round draft pick (pick had been previously acquired from Detroit in the Steve Konroyd trade), June 1993. Signed free agent contract with Phoenix Coyotes, June 1996.	93-96	D-10	156	4	12	16	176	—	—	—	—	—
<b>McDonald, Gerry</b> Acquired from New York Rangers with Doug Sulliman and Chris Kotsopoulos for Mike Rogers and a 10th-round 1982 draft pick (Simo Saarinen), October 1981. Released, July 1984.	81-84	D-31/33	8	0	0	0	4	—	—	—	—	—
<b>McDougal, Mike</b> Claimed from New York Rangers in NHL Waiver Draft, October 1981. Released, July 1984.	81-83	RW-23/32	58	8	10	18	43	—	—	—	—	—
<b>McElhinney, Curtis</b> Claimed on waivers from Toronto Maple Leafs, October 3, 2018. Signed with Tampa Bay Lightning as a free agent, July 1, 2019.	18-19	G-35	33	0	0	0	0	5	0	0	0	0
<b>McEwen, Mike</b> Acquired from New York Rangers for Bob Crawford, March 1986. Left team to join Sierre HC of Swiss League, July 1987. Re-signed, March 1988. Returned to Swiss League, June 1988.	85-87	D-25	58	11	10	21	38	9	1	5	6	6
<b>McGill, Bob</b> Acquired on waivers from New York Islanders, November 1993.	93-94	D-25	30	0	3	3	41	—	—	—	—	—
<b>McGinn, Brock</b> Selected in the NHL Entry Draft (Guelph, OHL), June 23, 2012.	15-19	LW-23	240	36	40	76	58	15	2	4	6	6
<b>McIlhargey, Jack</b> Acquired with Norm Barnes from Philadelphia Flyers for a second-round 1982 draft pick (pick later transferred to Toronto, Peter Ilnacek), December 1980. Retired, August 1982.	80-82	D-33/29	98	2	11	13	202	—	—	—	—	—
<b>McKay, Ross</b> Signed as a free agent, June 1988. Released, October 1991.	90-91	G-49	1	0	0	0	0	—	—	—	—	—
<b>McKegg, Greg</b> Acquired from Pittsburgh Penguins in exchange for Josh Jooris, February 26, 2018. Signed with New York Rangers as a free agent, July 1, 2019.	19	C-42	41	6	5	11	8	14	2	0	2	4

# ALL-TIME ROSTER

	YEARS	POS.-NO.	REGULAR SEASON					PLAYOFFS				
			GP	G	A	P	PIM	GP	G	A	P	PIM
<b>McKenzie, Jim</b>	<b>89-94</b>	<b>LW-33/31</b>	<b>203</b>	<b>13</b>	<b>12</b>	<b>25</b>	<b>468</b>	<b>6</b>	<b>0</b>	<b>0</b>	<b>0</b>	<b>8</b>
Selected in NHL Entry Draft (Victoria, WHL), June 1989. Traded to Florida Panthers for Alexander Godnyuk, December 1993.												
<b>McKenzie, John</b>	<b>77-79</b>	<b>RW-19</b>	<b>189</b>	<b>57</b>	<b>76</b>	<b>133</b>	<b>201</b>	<b>29</b>	<b>11</b>	<b>14</b>	<b>25</b>	<b>34</b>
Acquired from Edmonton Oilers with Dave Keon, Dave Dryden, Jack Carlson and Steve Carlson for Danny Arndt, cash and "future considerations" (the rights to Dave Debol), January 1977. Retired, June 1979.												
<b>McKeown, Roland</b>	<b>17-18</b>	<b>D-55</b>	<b>10</b>	<b>0</b>	<b>3</b>	<b>3</b>	<b>19</b>	<b>-</b>	<b>-</b>	<b>-</b>	<b>-</b>	<b>-</b>
Selected in the NHL Entry Draft (Kingston, OHL), June 28, 2014.												
<b>McLean, Kirk</b>	<b>98-98</b>	<b>G-1</b>	<b>8</b>	<b>0</b>	<b>1</b>	<b>1</b>	<b>0</b>	<b>-</b>	<b>-</b>	<b>-</b>	<b>-</b>	<b>-</b>
Acquired from Vancouver Canucks along with Martin Gelinas, for Sean Burke, Enrico Ciccone, and Geoff Sanderson, January 3, 1998. Traded to the Florida Panthers for Ray Sheppard, March 24, 1998.												
<b>McManama, Bob</b>	<b>75-76</b>	<b>C-11</b>	<b>37</b>	<b>3</b>	<b>10</b>	<b>13</b>	<b>28</b>	<b>12</b>	<b>4</b>	<b>3</b>	<b>7</b>	<b>4</b>
Signed as a free agent after release by Pittsburgh Penguins, December 1975. Traded to Florida Breakers (later became Minnesota Fighting Saints) with Fred O'Donnell for Wayne Connelly, June 1976.												
<b>Meagher, Rick</b>	<b>80-83</b>	<b>C-20</b>	<b>96</b>	<b>31</b>	<b>29</b>	<b>60</b>	<b>70</b>	<b>-</b>	<b>-</b>	<b>-</b>	<b>-</b>	<b>-</b>
Traded to Hartford by Montreal Canadiens with Montreal's third (Paul MacDermid) and fifth- (Dan Bourbonnais) round choices in 1981 for Hartford's third (Dieter Hegen) and fifth (Steve Rooney) round choices in 1981, June 5, 1980. Traded to New Jersey Devils with Garry Howatt for Merlin Malinowski and Scott Fusco, October 1982.												
<b>Melichar, Josef</b>	<b>08</b>	<b>D-22</b>	<b>15</b>	<b>0</b>	<b>4</b>	<b>4</b>	<b>8</b>	<b>-</b>	<b>-</b>	<b>-</b>	<b>-</b>	<b>-</b>
Signed as a free agent, July 2008. Traded to Tampa Bay along with Wade Brookbank and a 2009 fourth-round draft pick in exchange for Jussi Jokinen, February 7, 2009.												
<b>Merkosky, Glenn</b>	<b>81-82</b>	<b>C-15</b>	<b>7</b>	<b>0</b>	<b>0</b>	<b>0</b>	<b>2</b>	<b>-</b>	<b>-</b>	<b>-</b>	<b>-</b>	<b>-</b>
Signed as a free agent (Calgary, WHL), August 1980. Released, July 1982.												
<b>Methe, Gerry</b>	<b>74-75</b>	<b>D-18</b>	<b>5</b>	<b>0</b>	<b>1</b>	<b>1</b>	<b>4</b>	<b>2</b>	<b>0</b>	<b>0</b>	<b>0</b>	<b>0</b>
Signed as a free agent after release by Pittsburgh Penguins, June 1974. Released, October 1974.												
<b>Millar, Mike</b>	<b>86-88</b>	<b>RW-8</b>	<b>38</b>	<b>9</b>	<b>9</b>	<b>18</b>	<b>6</b>	<b>-</b>	<b>-</b>	<b>-</b>	<b>-</b>	<b>-</b>
Selected in NHL Entry Draft (Hamilton, OHL), June 1983. Traded to Washington Capitals with Neil Sheehy for Ed Kastelic and Grant Jennings, July 1988.												
<b>Millen, Greg</b>	<b>81-85</b>	<b>G-30</b>	<b>219</b>	<b>0</b>	<b>10</b>	<b>10</b>	<b>24</b>	<b>-</b>	<b>-</b>	<b>-</b>	<b>-</b>	<b>-</b>
Signed as a free agent from Pittsburgh Penguins, June 1981. Pat Boutette and Kevin McClelland later sent to Pittsburgh as compensation. Traded to St. Louis Blues with Mark Johnson for Mike Liut and "future considerations" (Jorgen Pettersson), February 1985.												
<b>Miller, Warren</b>	<b>78-79/80-83</b>	<b>RW-27</b>	<b>284</b>	<b>59</b>	<b>67</b>	<b>126</b>	<b>164</b>	<b>10</b>	<b>0</b>	<b>8</b>	<b>8</b>	<b>28</b>
Acquired from Quebec Nordiques for Louis Levasseur, September 1978. Selected by New York Rangers in NHL Reclaim Draft, June 1979. Re-acquired from New York Rangers for \$100 under terms of 1979 NHL Expansion Draft. (WHA player reclaimed by NHL club could be re-acquired by former WHA team if placed on waivers by NHL club). Released, July 1983.												
<b>Mormina, Joey</b>	<b>08</b>	<b>D-29</b>	<b>1</b>	<b>0</b>	<b>0</b>	<b>0</b>	<b>0</b>	<b>-</b>	<b>-</b>	<b>-</b>	<b>-</b>	<b>-</b>
Signed as a free agent, July 2, 2007. Signed as a free agent with Pittsburgh, July 8, 2008.												
<b>Murray, Chris</b>	<b>96-97</b>	<b>RW-17</b>	<b>15</b>	<b>1</b>	<b>2</b>	<b>3</b>	<b>32</b>	<b>-</b>	<b>-</b>	<b>-</b>	<b>-</b>	<b>-</b>
Acquired from Phoenix Coyotes for Gerald Diduck on March 18, 1997. Traded to the Ottawa Senators for Sean Hill, November 18, 1997.												
<b>Moss, Tyler</b>	<b>00-01</b>	<b>G-31</b>	<b>12</b>	<b>0</b>	<b>0</b>	<b>0</b>	<b>0</b>	<b>0</b>	<b>0</b>	<b>0</b>	<b>0</b>	<b>0</b>
Signed as a free agent, August 9, 2000. Signed with Vancouver Canucks as a free agent, July 5, 2002.												
<b>Mrazek, Petr</b>	<b>18-19</b>	<b>G-34</b>	<b>40</b>	<b>0</b>	<b>1</b>	<b>1</b>	<b>6</b>	<b>11</b>	<b>0</b>	<b>0</b>	<b>0</b>	<b>0</b>
Signed as a free agent, July 1, 2018.												
<b>Murphy, Mike</b>	<b>11-12</b>	<b>G-70</b>	<b>2</b>	<b>0</b>	<b>0</b>	<b>0</b>	<b>0</b>	<b>-</b>	<b>-</b>	<b>-</b>	<b>-</b>	<b>-</b>
Selected in NHL Entry Draft (Bellefonte, OHL), June 21, 2008. Released, July 2012. Signed as a free agent, July 11, 2013. Released, July 2014.												
<b>Murphy, Ryan</b>	<b>13-17</b>	<b>D-7</b>	<b>151</b>	<b>6</b>	<b>31</b>	<b>37</b>	<b>38</b>	<b>-</b>	<b>-</b>	<b>-</b>	<b>-</b>	<b>-</b>
Selected in NHL Entry Draft (Kitchener, OHL), June 24, 2011. Traded to Calgary Flames with Eddie Lack and a seventh-round pick in the 2019 NHL Draft in exchange for Keegan Kazig and a sixth-round pick in the 2019 NHL Draft, June 29, 2017.												
<b>Murray, Marty</b>	<b>03-04</b>	<b>C-15</b>	<b>66</b>	<b>5</b>	<b>7</b>	<b>12</b>	<b>8</b>	<b>-</b>	<b>-</b>	<b>-</b>	<b>-</b>	<b>-</b>
Acquired from Philadelphia Flyers for a sixth-round pick in the 2004 Draft (Frederik Cabana), June 2003. Did not re-sign, July 2005.												
<b>Murzyn, Dana</b>	<b>85-88</b>	<b>D-4</b>	<b>185</b>	<b>13</b>	<b>49</b>	<b>62</b>	<b>265</b>	<b>10</b>	<b>2</b>	<b>1</b>	<b>3</b>	<b>39</b>
Selected in NHL Entry Draft (Calgary, WHL), June 1985. Traded to Calgary Flames with Shane Churla for Neil Sheehy, Carey Wilson and rights to Lane MacDonald, January 1988.												
<b>Muzzatti, Jason</b>	<b>95-97</b>	<b>G-29</b>	<b>53</b>	<b>0</b>	<b>1</b>	<b>1</b>	<b>51</b>	<b>-</b>	<b>-</b>	<b>-</b>	<b>-</b>	<b>-</b>
Claimed by Hartford from the Calgary Flames in the Waiver Draft, October 6, 1995. Traded to the NY Rangers for a fourth-round draft pick in the 1998 Draft (Tommy Westlund) on August 8, 1997.												
<b>-N-</b>												
<b>Nachbaur, Don</b>	<b>80-82</b>	<b>LW-26/31</b>	<b>154</b>	<b>21</b>	<b>38</b>	<b>59</b>	<b>256</b>	<b>-</b>	<b>-</b>	<b>-</b>	<b>-</b>	<b>-</b>
Selected in NHL Entry Draft (Billings, WHL), August 1979. Traded to Edmonton Oilers with Ken Linseman for Risto Siltanen and Brent Loney, August 1982.												
<b>Nakladal, Jakub</b>	<b>16</b>	<b>D-14</b>	<b>3</b>	<b>0</b>	<b>0</b>	<b>0</b>	<b>0</b>	<b>-</b>	<b>-</b>	<b>-</b>	<b>-</b>	<b>-</b>
Signed as a free agent, Oct. 6, 2016. Contract terminated, Nov. 14, 2016.												
<b>Nash, Riley</b>	<b>11-16</b>	<b>C-20</b>	<b>242</b>	<b>31</b>	<b>50</b>	<b>81</b>	<b>69</b>	<b>-</b>	<b>-</b>	<b>-</b>	<b>-</b>	<b>-</b>
Acquired from Edmonton Oilers in exchange for a second-round pick in the 2010 Draft (Martin Marincin), June 26, 2010. Released, July 2016.												
<b>Necas, Martin</b>	<b>17-18</b>	<b>C-88</b>	<b>8</b>	<b>1</b>	<b>1</b>	<b>2</b>	<b>2</b>	<b>-</b>	<b>-</b>	<b>-</b>	<b>-</b>	<b>-</b>
Selected in NHL Draft (HC Kometa Brno, Czech), June 23, 2017.												
<b>Nedeljkovic, Alex</b>	<b>17-19</b>	<b>G-35</b>	<b>2</b>	<b>0</b>	<b>0</b>	<b>0</b>	<b>2</b>	<b>-</b>	<b>-</b>	<b>-</b>	<b>-</b>	<b>-</b>
Selected in NHL Draft (Plymouth, OHL), June 28, 2014.												
<b>Nestrasil, Andrej</b>	<b>14-17</b>	<b>C/W-15</b>	<b>115</b>	<b>17</b>	<b>29</b>	<b>46</b>	<b>14</b>	<b>-</b>	<b>-</b>	<b>-</b>	<b>-</b>	<b>-</b>
Claimed on waivers from Detroit, Nov. 20, 2014. Released, July 2017.												
<b>Neufeld, Ray</b>	<b>79-86</b>	<b>RW-10/17</b>	<b>331</b>	<b>95</b>	<b>131</b>	<b>226</b>	<b>400</b>	<b>2</b>	<b>1</b>	<b>0</b>	<b>1</b>	<b>0</b>
Selected in NHL Entry Draft (Edmonton, WHL), August 1979. Traded to Winnipeg Jets for David Babych, November 1985.												
<b>Newberry, John</b>	<b>85-86</b>	<b>C-33</b>	<b>3</b>	<b>0</b>	<b>0</b>	<b>0</b>	<b>0</b>	<b>-</b>	<b>-</b>	<b>-</b>	<b>-</b>	<b>-</b>
Signed as a free agent (Montreal Canadiens), September 1985. Released, July 1986.												
<b>Nieckar, Barry</b>	<b>92-93</b>	<b>LW-12</b>	<b>2</b>	<b>0</b>	<b>0</b>	<b>0</b>	<b>2</b>	<b>-</b>	<b>-</b>	<b>-</b>	<b>-</b>	<b>-</b>
Signed as a free agent (Raleigh, ECHL), September 1992. Signed by Calgary Flames as free agent, June, 1995.												
<b>Niederreiter, Nino</b>	<b>19</b>	<b>LW-21</b>	<b>30</b>	<b>14</b>	<b>16</b>	<b>30</b>	<b>20</b>	<b>15</b>	<b>1</b>	<b>3</b>	<b>4</b>	<b>12</b>
Acquired from Minnesota Wild in exchange for Victor Rask, January 17, 2019.												
<b>Nikolishin, Andrei</b>	<b>94-97</b>	<b>C-11/13</b>	<b>112</b>	<b>24</b>	<b>52</b>	<b>76</b>	<b>46</b>	<b>-</b>	<b>-</b>	<b>-</b>	<b>-</b>	<b>-</b>
Acquired in the second-round (Moscow Dynamo, Russia) of the 1992 NHL Entry Draft. Traded to Washington Capitals for Curtis Leschyshyn, November 9, 1996.												
<b>Nodl, Andreas</b>	<b>11-13</b>	<b>RW-14</b>	<b>56</b>	<b>3</b>	<b>5</b>	<b>8</b>	<b>8</b>	<b>-</b>	<b>-</b>	<b>-</b>	<b>-</b>	<b>-</b>
Claimed on waivers from the Philadelphia Flyers, November 29, 2011. Released, July 2013.												
<b>Nolan, Brandon</b>	<b>07-08</b>	<b>C/LW-36</b>	<b>6</b>	<b>0</b>	<b>1</b>	<b>1</b>	<b>0</b>	<b>-</b>	<b>-</b>	<b>-</b>	<b>-</b>	<b>-</b>
Signed as a free agent, July 2, 2007. Contract expired July 1, 2008.												

# ALL-TIME ROSTER

	YEARS	POS.-NO.	REGULAR SEASON					PLAYOFFS				
			GP	G	A	P	PIM	GP	G	A	P	PIM
<b>Nordgren, Niklas</b>	<b>05-06</b>	<b>LW-44</b>	<b>43</b>	<b>4</b>	<b>2</b>	<b>6</b>	<b>30</b>	–	–	–	–	–
Selected in the NHL Entry Draft (MoDo Jr. – Sweden), June 21, 1997. Traded to Pittsburgh along with Krystofer Kolanos and a second-round draft pick in 2007 for Mark Recchi, March 9, 2006.												
<b>Nordstrom, Joakim</b>	<b>15-18</b>	<b>LW-42</b>	<b>228</b>	<b>19</b>	<b>24</b>	<b>43</b>	<b>35</b>	–	–	–	–	–
Acquired on September 11, 2015, from the Chicago Blackhawks along with forward Kris Versteeg and Chicago's 2017 third-round draft pick (later traded back to Chicago) in exchange for defensemen Dennis Robertson and Jack Massie, as well as Carolina's 2017 fifth-round draft pick. Signed by Boston Bruins as a free agent, July 1, 2018.												
<b>Norwood, Lee</b>	<b>91-92</b>	<b>D-23</b>	<b>6</b>	<b>0</b>	<b>0</b>	<b>0</b>	<b>16</b>	–	–	–	–	–
Acquired from New Jersey Devils for "future considerations," October 1991. Traded to St. Louis Blues for "future considerations," November 1991.												
<b>Nylander, Michael</b>	<b>92-94</b>	<b>C-36/92</b>	<b>117</b>	<b>22</b>	<b>55</b>	<b>77</b>	<b>60</b>	–	–	–	–	–
Selected in NHL Entry Draft (Aik Solna, Sweden), June 1991. Traded with Zarley Zalapski and James Patrick to Calgary Flames for Gary Suter, Paul Ranheim and Ted Drury, March 1994.												
<b>–O–</b>												
<b>O'Donnell, Fred</b>	<b>74-76</b>	<b>RW-16</b>	<b>155</b>	<b>32</b>	<b>26</b>	<b>58</b>	<b>165</b>	<b>20</b>	<b>2</b>	<b>5</b>	<b>7</b>	<b>35</b>
Signed as a free agent from Vancouver Canucks, February 1974. Traded to Florida Breakers (later renamed the Minnesota Fighting Saints) with Bob McManama for Wayne Connelly, June 1976.												
<b>O'Neill, Jeff</b>	<b>95-04</b>	<b>C-92/19</b>	<b>673</b>	<b>198</b>	<b>218</b>	<b>416</b>	<b>552</b>	<b>34</b>	<b>9</b>	<b>8</b>	<b>17</b>	<b>37</b>
Selected in NHL Entry Draft (Guelph Storm, OHL), June 1994. Traded to Toronto in exchange for a conditional pick in the 2006 NHL Entry Draft, July 2005.												
<b>O'Sullivan, Patrick</b>	<b>10</b>	<b>C-19</b>	<b>10</b>	<b>1</b>	<b>0</b>	<b>1</b>	<b>2</b>	–	–	–	–	–
Signed as a free agent, September 17, 2010. Claimed on waivers by the Minnesota Wild, November 23, 2010.												
<b>Osala, Oskar</b>	<b>10</b>	<b>LW-32</b>	<b>1</b>	<b>0</b>	<b>0</b>	<b>0</b>	<b>0</b>	–	–	–	–	–
Acquired from Washington along with Brian Pothier and Washington's 2011 second-round pick in exchange for Joe Corvo, March 3, 2010.												
<b>Ouimet, Ted</b>	<b>74-75</b>	<b>G-30</b>	<b>1</b>	<b>0</b>	<b>0</b>	<b>0</b>	<b>0</b>	–	–	–	–	–
Purchased from Cleveland Crusaders, December 1975. Re-sold to Cleveland, January 1976.												
<b>Ozolins, Sandis</b>	<b>00-02</b>	<b>D-8</b>	<b>118</b>	<b>16</b>	<b>51</b>	<b>67</b>	<b>105</b>	<b>6</b>	<b>0</b>	<b>1</b>	<b>1</b>	<b>5</b>
Acquired from Colorado Avalanche along with a second round pick in 2000 (Tomas Kurka) in exchange for Nolan Pratt, the Hurricanes' first round pick (Vaclav Nedorost) and two second round picks (Jared Anlin, Argis Saviels) in 2000 on June 24, 2000. Traded to Florida Panthers along with Byron Ritchie in exchange for Bret Hedican, Kevyn Adams and Tomas Malec, January 16, 2002.												
<b>–P–</b>												
<b>Paiement, Rosaire</b>	<b>75-77</b>	<b>C-12</b>	<b>93</b>	<b>33</b>	<b>45</b>	<b>78</b>	<b>101</b>	<b>17</b>	<b>4</b>	<b>11</b>	<b>15</b>	<b>41</b>
Acquired from Denver Spurs for a first-round 1976 draft choice, June 1975. Traded to Indianapolis Racers for Gary MacGregor, November 1976.												
<b>Palushaj, Aaron</b>	<b>14</b>	<b>RW-37</b>	<b>2</b>	<b>0</b>	<b>0</b>	<b>0</b>	<b>0</b>	–	–	–	–	–
Signed as a free agent, July 11, 2013. Released, July 2014.												
<b>Parker, Jeff</b>	<b>90-91</b>	<b>RW-25</b>	<b>4</b>	<b>0</b>	<b>0</b>	<b>0</b>	<b>4</b>	–	–	–	–	–
Acquired from Pittsburgh Penguins with Zarley Zalapski and John Cullen in exchange for Ron Francis, Ulf Samuelsson and Grant Jennings, March 1991. Released, November 1992.												
<b>Paterson, Mark</b>	<b>82-86</b>	<b>D-6</b>	<b>29</b>	<b>3</b>	<b>3</b>	<b>6</b>	<b>33</b>	–	–	–	–	–
Selected in NHL Entry Draft (Ottawa, OHL), June 1982. Traded to Calgary Flames for Yves Courteau, October 1985.												
<b>Patrick, James</b>	<b>93-94</b>	<b>D-4</b>	<b>47</b>	<b>8</b>	<b>20</b>	<b>28</b>	<b>32</b>	–	–	–	–	–
Acquired with Darren Turcotte from New York Rangers for Steve Larmer, Nick Kypreos, Barry Richter and a 1994 sixth-round draft pick (Yuri Litvinov) November 1993. Traded with Zarley Zalapski and Michael Nylander to Calgary Flames for Gary Suter, Paul Ranheim and Ted Drury, March 1994.												
<b>Pavese, Jim</b>	<b>88-89</b>	<b>LW/D-31/4</b>	<b>5</b>	<b>0</b>	<b>0</b>	<b>0</b>	<b>5</b>	<b>1</b>	<b>0</b>	<b>0</b>	<b>0</b>	<b>0</b>
Acquired from Detroit Red Wings for Torrie Robertson, March 1989.												
<b>Pedersen, Allen</b>	<b>92-94</b>	<b>D-41</b>	<b>66</b>	<b>1</b>	<b>4</b>	<b>5</b>	<b>69</b>	–	–	–	–	–
Acquired from Minnesota North Stars for a 1993 sixth round draft pick (Rick Mrozik), June 1992.												
<b>Pederson, Barry</b>	<b>91-92</b>	<b>C-25</b>	<b>5</b>	<b>2</b>	<b>2</b>	<b>4</b>	<b>0</b>	–	–	–	–	–
Signed as a free agent, September 1991. Released, November 1991.												
<b>Pellerin, Scott</b>	<b>01</b>	<b>LW-38</b>	<b>19</b>	<b>0</b>	<b>5</b>	<b>5</b>	<b>6</b>	<b>6</b>	<b>0</b>	<b>0</b>	<b>0</b>	<b>4</b>
Acquired from Minnesota Wild for a third round pick in 2001 Entry Draft, rights to Askhat Rakhmatullin and future considerations. Signed by Boston Bruins as a free agent, July 26, 2001.												
<b>Peloffy, Andre</b>	<b>78-79</b>	<b>C-20</b>	<b>10</b>	<b>2</b>	<b>0</b>	<b>2</b>	<b>2</b>	<b>2</b>	<b>0</b>	<b>0</b>	<b>0</b>	<b>0</b>
Signed as a free agent from Springfield Indians (AHL), August 1977. Released, July 1978.												
<b>Pesce, Brett</b>	<b>15-19</b>	<b>D-54/22</b>	<b>289</b>	<b>16</b>	<b>68</b>	<b>84</b>	<b>78</b>	<b>15</b>	<b>0</b>	<b>6</b>	<b>6</b>	<b>0</b>
Selected in the NHL Entry Draft (New Hampshire, H-East), June 30, 2013.												
<b>Peters, Justin</b>	<b>10-14</b>	<b>G-60/35</b>	<b>68</b>	<b>0</b>	<b>2</b>	<b>2</b>	<b>8</b>	–	–	–	–	–
Selected in the NHL Entry Draft (Toronto-St. Michaels OHL), June 26, 2004. Released, July 2014.												
<b>Peterson, Brent</b>	<b>87-88</b>	<b>C-17</b>	<b>52</b>	<b>2</b>	<b>7</b>	<b>9</b>	<b>40</b>	–	–	–	–	–
Selected from Vancouver Canucks in NHL Waiver Draft, October 1987. Retired, July 1989.												
<b>Petrovicky, Robert</b>	<b>92-95</b>	<b>C-39</b>	<b>77</b>	<b>9</b>	<b>11</b>	<b>20</b>	<b>84</b>	–	–	–	–	–
Selected in NHL Entry Draft (Dukla Trencin, Czech.), June 1992. Traded to Dallas for Dan Kesa on November 29, 1995.												
<b>Petruzalek, Jakub</b>	<b>09</b>	<b>RW-56</b>	<b>2</b>	<b>0</b>	<b>1</b>	<b>1</b>	<b>0</b>	–	–	–	–	–
Acquired from the New York Rangers in exchange for Brad Isbister, November 21, 2006. Released, July 2009.												
<b>Pettersson, Jorgen</b>	<b>85-86</b>	<b>LW-22</b>	<b>23</b>	<b>5</b>	<b>5</b>	<b>10</b>	<b>2</b>	–	–	–	–	–
Acquired from St. Louis Blues to complete an earlier deal in which Hartford traded Mark Johnson and Greg Millen to St. Louis for Mike Liut and "future considerations," April 1985. Traded to Washington Capitals for Doug Jarvis, December 1985.												
<b>Picard, Alexandre</b>	<b>10</b>	<b>D-45</b>	<b>9</b>	<b>0</b>	<b>0</b>	<b>0</b>	<b>6</b>	–	–	–	–	–
Acquired from Ottawa along with Ottawa's 2010 second-round pick in exchange for Matt Cullen, February 12, 2010. Signed with Montreal as a free agent, July 2010.												
<b>Picard, Michel</b>	<b>90-92</b>	<b>LW-47</b>	<b>25</b>	<b>4</b>	<b>5</b>	<b>9</b>	<b>8</b>	–	–	–	–	–
Selected in NHL Entry Draft (Trois-Riviere, QMJHL), June 1989. Traded to San Jose Sharks for "future considerations" (Yvon Corriveau), October 1992.												
<b>Pierce, Randy</b>	<b>83-85</b>	<b>RW-38</b>	<b>34</b>	<b>9</b>	<b>5</b>	<b>14</b>	<b>17</b>	–	–	–	–	–
Signed as a free agent (New Jersey), December 1982. Released, July 1985.												
<b>Pietrangelo, Frank</b>	<b>91-94</b>	<b>G-40</b>	<b>54</b>	<b>0</b>	<b>0</b>	<b>0</b>	<b>6</b>	<b>7</b>	<b>0</b>	<b>0</b>	<b>0</b>	<b>0</b>
Acquired from Pittsburgh Penguins for third- and seventh-round 1994 draft picks (Sven Butenschon, Serge Anbin), March 1992. Signed by New York Islanders as a free agent, August 1994.												
<b>Pitkanen, Joni</b>	<b>08-13</b>	<b>D-25</b>	<b>266</b>	<b>24</b>	<b>116</b>	<b>140</b>	<b>218</b>	<b>18</b>	<b>0</b>	<b>8</b>	<b>8</b>	<b>16</b>
Acquired from the Edmonton Oilers in exchange for Erik Cole, July 1, 2008. Released, July 2014.												
<b>Pleau, Larry</b>	<b>72-79</b>	<b>C/W-4/24/29</b>	<b>468</b>	<b>157</b>	<b>215</b>	<b>372</b>	<b>180</b>	<b>66</b>	<b>29</b>	<b>22</b>	<b>51</b>	<b>37</b>
Selected in WHA Player Selection Draft, February 1972 (Montreal). Traded to Indianapolis Racers, June 1978, but vetoed trade. Retired, September 1978. Came out of retirement, January 1979. Retired, September 1979.												



# ALL-TIME ROSTER

	YEARS	POS.-NO.	REGULAR SEASON					PLAYOFFS				
			GP	G	A	P	PIM	GP	G	A	P	PIM
<b>Plumb, Ron</b>	<b>77-80</b>	<b>D-6</b>	<b>131</b>	<b>8</b>	<b>29</b>	<b>37</b>	<b>65</b>	<b>23</b>	<b>2</b>	<b>8</b>	<b>10</b>	<b>16</b>
Acquired from Cincinnati Stingers for Greg Carroll, February 1978. Released, July 1981.												
<b>Ponikarovskiy, Alexei</b>	<b>11-12</b>	<b>LW-23</b>	<b>49</b>	<b>7</b>	<b>8</b>	<b>15</b>	<b>26</b>	—	—	—	—	—
Signed as a free agent, July 2011. Traded to New Jersey in exchange for Joe Sova and a fourth-round pick (Jacob Slavin) in the 2012 draft, January 2012.												
<b>Pothier, Brian</b>	<b>10</b>	<b>D-5</b>	<b>20</b>	<b>1</b>	<b>3</b>	<b>4</b>	<b>11</b>	—	—	—	—	—
Acquired from Washington along with Oskar Osala and Washington's 2011 second-round pick in exchange for Joe Corvo, March 3, 2010. Signed as a free agent with Geneve-Servette HC (Switzerland), July 2010.												
<b>Poturski, Andrew</b>	<b>17</b>	<b>C-57</b>	<b>2</b>	<b>0</b>	<b>0</b>	<b>0</b>	<b>0</b>	—	—	—	—	—
Signed as a free agent (University of New Hampshire), March 8, 2016. Signed with Anaheim Ducks as a free agent, July 2, 2019.												
<b>Poulin, Patrick</b>	<b>91-94</b>	<b>LW-37/24</b>	<b>93</b>	<b>22</b>	<b>32</b>	<b>54</b>	<b>50</b>	<b>7</b>	<b>2</b>	<b>1</b>	<b>3</b>	<b>0</b>
Selected in NHL Entry Draft (St. Hyac, QMJHL), June 1991. Traded with Eric Weinrich to Chicago for Steve Larmer and Bryan Marchment, November 1993.												
<b>Pratt, Nolan</b>	<b>96-00</b>	<b>D-41/4</b>	<b>157</b>	<b>4</b>	<b>19</b>	<b>23</b>	<b>235</b>	<b>3</b>	<b>0</b>	<b>0</b>	<b>0</b>	<b>2</b>
Selected in 1993 NHL Entry Draft (Portland, WHL) in fifth round (115th overall). Traded to Colorado Avalanche along with Carolina's first-round pick (Vaclav Nedorost) and two second-round picks (Jared Aulin, Argis Saviels) in 2000 in exchange for Sandis Ozolinsh and a second-round pick in 2000 (Tomas Kurka), June 24, 2000.												
<b>Primeau, Keith</b>	<b>96-99</b>	<b>C-55</b>	<b>234</b>	<b>82</b>	<b>94</b>	<b>176</b>	<b>346</b>	<b>6</b>	<b>0</b>	<b>3</b>	<b>3</b>	<b>6</b>
Acquired along with Paul Coffey and a 1997 first-round draft pick (Nikos Tselios) from Detroit Red Wings for Brendan Shanahan and Brian Glynn on October 9, 1996. Traded to Philadelphia Flyers along with a fifth-round pick for Rod Brind'Amour, Jean-Marc Pelletier and a second-round pick in 2000, January 23, 2000.												
<b>Pronger, Chris</b>	<b>93-95</b>	<b>D-44</b>	<b>124</b>	<b>10</b>	<b>34</b>	<b>44</b>	<b>167</b>	—	—	—	—	—
Selected in NHL Entry Draft (Peterborough, OHL), June 1993. Hartford acquired San Jose's pick (2nd overall) in the 1993 draft in exchange for Hartford's first, second, and third picks in the 1993 draft and future considerations (Sergei Makarov). Also, Hartford sent a 1994 second-round pick to the Florida Panthers (Jason Podollan). Traded to St. Louis Blues for Brendan Shanahan, July 1995.												
<b>Propp, Brian</b>	<b>93-94</b>	<b>LW-15/26</b>	<b>65</b>	<b>12</b>	<b>17</b>	<b>29</b>	<b>44</b>	—	—	—	—	—
Signed as a free agent, October 1993. Released, June 1994.												
<b>-Q-</b>												
<b>Quenneville, Joel</b>	<b>83-90</b>	<b>D-3</b>	<b>457</b>	<b>25</b>	<b>70</b>	<b>95</b>	<b>408</b>	<b>26</b>	<b>0</b>	<b>7</b>	<b>7</b>	<b>18</b>
Acquired from Calgary Flames with Richie Dunn for Mickey Volcan, July 1983. Traded to Washington Capitals for cash, October 1990.												
<b>-R-</b>												
<b>Raeder, Cap</b>	<b>75-77</b>	<b>G-35</b>	<b>29</b>	<b>0</b>	<b>0</b>	<b>0</b>	<b>2</b>	<b>15</b>	<b>0</b>	<b>1</b>	<b>1</b>	<b>0</b>
Selected in WHA Amateur Draft (University of New Hampshire), June 1975. Released, August 1978.												
<b>Ranheim, Paul</b>	<b>93-00</b>	<b>LW-14/28</b>	<b>432</b>	<b>49</b>	<b>80</b>	<b>129</b>	<b>117</b>	<b>6</b>	<b>0</b>	<b>0</b>	<b>0</b>	<b>2</b>
Acquired with Gary Suter and Ted Drury from Calgary Flames for Zarley Zalapski, James Patrick and Michael Nylander, March 1994. Traded to Philadelphia Flyers in exchange for an eighth-round pick in 2002 entry draft, May 31, 2000.												
<b>Rask, Victor</b>	<b>14-19</b>	<b>C-49</b>	<b>339</b>	<b>63</b>	<b>100</b>	<b>163</b>	<b>72</b>	—	—	—	—	—
Selected in NHL Draft (Leksand, Sweden), June 25, 2011. Traded to Minnesota Wild in exchange for Nino Niederreiter, January 17, 2019.												
<b>Rattie, Ty</b>	<b>17</b>	<b>RW-8</b>	<b>5</b>	<b>0</b>	<b>2</b>	<b>2</b>	<b>0</b>	—	—	—	—	—
Claimed on waivers from St. Louis Blues, Jan. 4, 2017. Claimed on waivers by St. Louis Blues, Feb. 19, 2017.												
<b>Reaugh, Daryl</b>	<b>90-92</b>	<b>G-31</b>	<b>20</b>	<b>0</b>	<b>0</b>	<b>0</b>	<b>4</b>	—	—	—	—	—
Signed as a free agent, September 1989. Released, June 1992.												
<b>Recchi, Mark</b>	<b>06-06</b>	<b>RW-18</b>	<b>20</b>	<b>4</b>	<b>3</b>	<b>7</b>	<b>12</b>	<b>25</b>	<b>7</b>	<b>9</b>	<b>16</b>	<b>18</b>
Acquired from Pittsburgh for Krystofer Kolanos, Niklas Nordgren and a second-round draft pick in 2007, March 9, 2006.												
<b>Reeds, Mark</b>	<b>87-89</b>	<b>RW-14/38</b>	<b>45</b>	<b>0</b>	<b>8</b>	<b>8</b>	<b>37</b>	<b>0</b>	<b>0</b>	<b>0</b>	<b>0</b>	<b>0</b>
Acquired from St. Louis for a third-round 1989 draft pick, September 1987. (Later upgraded to a 1989 second-round pick in Charles Bourgeois deal [Rick Corriveau].)												
<b>Reese, Jeff</b>	<b>93-95</b>	<b>G-35/30</b>	<b>37</b>	<b>0</b>	<b>1</b>	<b>1</b>	<b>0</b>	—	—	—	—	—
Acquired from Calgary for Dan Kecmer, November 1993. Traded to Tampa Bay for a ninth-round draft pick in 1996 (Askhat Rakhmatullin), December 1, 1995.												
<b>Renaud, Mark</b>	<b>79-83</b>	<b>D-32/20/28/25</b>	<b>142</b>	<b>5</b>	<b>47</b>	<b>52</b>	<b>80</b>	—	—	—	—	—
Selected in NHL Entry Draft (Niagara Falls, OHL), August 1979. Selected by Buffalo Sabres in NHL Waiver Draft, October 1983.												
<b>Rice, Steven</b>	<b>94-98</b>	<b>R-12</b>	<b>224</b>	<b>44</b>	<b>40</b>	<b>84</b>	<b>205</b>	—	—	—	—	—
Signed as a free agent, August 1994. Bryan Marchment awarded as compensation to Edmonton Oilers.												
<b>Richards, Todd</b>	<b>90-92</b>	<b>D-46</b>	<b>8</b>	<b>0</b>	<b>4</b>	<b>4</b>	<b>6</b>	<b>11</b>	<b>0</b>	<b>3</b>	<b>3</b>	<b>6</b>
Acquired from Montreal Canadiens in October 1990. Released, June 1993.												
<b>Richmond, Danny</b>	<b>05-06</b>	<b>D-51</b>	<b>10</b>	<b>0</b>	<b>1</b>	<b>1</b>	<b>7</b>	—	—	—	—	—
Selected in NHL Entry Draft (Michigan, CCHA), June 21, 2003. Traded to Chicago along with a fourth-round pick in 2006 for Anton Babchuk and a fourth-round pick in 2007.												
<b>Rissanen, Rasmus</b>	<b>15</b>	<b>D-62</b>	<b>6</b>	<b>0</b>	<b>0</b>	<b>0</b>	<b>4</b>	—	—	—	—	—
Selected in NHL Entry Draft (Kalpa Jr., Finland Jr.), June 27, 2009. Released, July 2016.												
<b>Ritchie, Byron</b>	<b>98-02</b>	<b>C-15</b>	<b>33</b>	<b>0</b>	<b>2</b>	<b>2</b>	<b>19</b>	—	—	—	—	—
Selected in NHL Entry Draft (Leithbridge, WHL), June 1995. Traded to Florida Panthers along with Sandis Ozolinsh for Bret Hedican, Kevyn Adams and Tomas Malec, January 16, 2002.												
<b>Roberts, Doug</b>	<b>75-77</b>	<b>D-14</b>	<b>140</b>	<b>7</b>	<b>31</b>	<b>38</b>	<b>84</b>	<b>19</b>	<b>1</b>	<b>1</b>	<b>2</b>	<b>8</b>
Signed as a free agent (Detroit, NHL), September 1975. Released, July 1977.												
<b>Roberts, Gary</b>	<b>97-00</b>	<b>LW-10</b>	<b>207</b>	<b>57</b>	<b>87</b>	<b>144</b>	<b>343</b>	<b>6</b>	<b>1</b>	<b>1</b>	<b>2</b>	<b>8</b>
Acquired from Calgary along with Trevor Kidd for Andrew Cassels and Jean-Sebastien Giguere, August 25, 1997. Signed by Toronto as a free agent, July 4, 2000.												
<b>Roberts, Gordie</b>	<b>75-81</b>	<b>D-7</b>	<b>418</b>	<b>52</b>	<b>183</b>	<b>235</b>	<b>672</b>	<b>49</b>	<b>5</b>	<b>21</b>	<b>26</b>	<b>83</b>
Signed as an underage junior from Victoria (WCHL), September 1975. Traded to Minnesota North Stars for Mike Fidler, December 1980.												
<b>Robertson, Torrie</b>	<b>83-88</b>	<b>LW-32</b>	<b>299</b>	<b>34</b>	<b>75</b>	<b>109</b>	<b>1284</b>	<b>16</b>	<b>1</b>	<b>1</b>	<b>2</b>	<b>73</b>
Acquired from Washington Capitals for Greg Adams, October 1983. Traded to Detroit Red Wings for Jim Pavese, March 1989.												
<b>Rodney, Bryan</b>	<b>08-11</b>	<b>D-28/33/29</b>	<b>33</b>	<b>1</b>	<b>12</b>	<b>13</b>	<b>12</b>	—	—	—	—	—
Signed as a free agent, May 12, 2008. Released, July 2011.												
<b>Rogers, Mike</b>	<b>75-81</b>	<b>C-17</b>	<b>434</b>	<b>182</b>	<b>285</b>	<b>467</b>	<b>139</b>	<b>49</b>	<b>13</b>	<b>24</b>	<b>37</b>	<b>14</b>
Acquired from Edmonton Oilers with "future considerations" for Wayne Carleton, January 1976. Traded to New York Rangers for Gerry McDonald, Doug Sulliman and Chris Kotsopoulos, October 1981.												
<b>Rourke, Allan</b>	<b>03-04</b>	<b>D-38</b>	<b>25</b>	<b>1</b>	<b>2</b>	<b>3</b>	<b>22</b>	—	—	—	—	—
Acquired from the Toronto Maple Leafs for Harold Druken and Jeff Daw, May 2003.												
<b>Rowe, Tom</b>	<b>80-82</b>	<b>RW-12/29</b>	<b>115</b>	<b>23</b>	<b>32</b>	<b>55</b>	<b>256</b>	<b>3</b>	<b>2</b>	<b>0</b>	<b>2</b>	<b>0</b>
Acquired from Washington Capitals for Alan Hangsleben, January 1980. Released, December 1981.												
<b>Roy, Nicolas</b>	<b>18</b>	<b>C-58</b>	<b>7</b>	<b>0</b>	<b>0</b>	<b>0</b>	<b>2</b>	—	—	—	—	—
Selected in NHL Draft (Chicoutimi, QMJHL), June 27, 2015. Traded to Vegas Golden Knights with a conditional fifth-round pick in the 2021 NHL Draft in exchange for Erik Haula, June 27, 2019.												

# ALL-TIME ROSTER

	YEARS	POS.-NO.	REGULAR SEASON					PLAYOFFS				
			GP	G	A	P	PIM	GP	G	A	P	PIM
<b>Roy, Pierre</b>	78-79	D-3	1	0	0	0	2	-	-	-	-	-
Signed for one game, April 1979. Released, April 1979.												
<b>Rucinski, Mike</b>	98-00	D-46/18	26	0	2	2	10	-	-	-	-	-
Selected in NHL Entry Draft, July 8, 1995. Traded to New Jersey Devils for Ted Drury, March 4, 2002.												
<b>Ruutu, Tuomo</b>	08-14	C/LW-15	378	90	126	216	291	16	1	3	4	8
Acquired from the Chicago Blackhawks in exchange for left wing Andrew Ladd, February 26, 2008. Traded to the New Jersey Devils in exchange for forward Andrei Loktionov, March 5, 2014.												
<b>Ryan, Derek</b>	16-18	C-33	153	28	41	69	52	-	-	-	-	-
Signed as a free agent, June 15, 2015. Signed by the Calgary Flames as a free agent, July 1, 2018.												
<b>Ryan, Michael</b>	08-09	C-36/20	18	0	2	2	2	-	-	-	-	-
Signed as a free agent, October 31, 2008. Released, June 2010.												
<b>-S-</b>												
<b>Saarela, Aleksi</b>	19	C-15	-	-	-	-	-	1	0	0	0	0
Acquired from New York Rangers with a second-round pick in the 2016 NHL Draft (Traded to CHI - Artur Kayumov) and a second-round pick in the 2017 NHL Draft (Luke Martin) in exchange for Eric Staal, February 28, 2016. Traded to the Chicago Blackhawks along with Calvin de Haan in exchange for Anton Forsberg and Gustav Forsling, June 2019.												
<b>Samson, Jerome</b>	10-12	RW-71/67	46	2	7	9	18	-	-	-	-	-
Signed as s free agent, July 2, 2007. Released, July 2013.												
<b>Samsonov, Sergei</b>	08-11	LW-14	249	54	81	135	82	17	5	3	8	6
Claimed on waivers from the Chicago Blackhawks, January 8, 2008. Traded to the Florida Panthers in exchange for Bryan Allen, February 28, 2011.												
<b>Samuelsson, Ulf</b>	84-91	D-5	463	31	144	175	1108	31	2	5	7	109
Selected in NHL Entry Draft (Leksands, Sweden), June 1982. Traded to Pittsburgh Penguins with Ron Francis and Grant Jennings for John Cullen, Zarley Zalapski and Jeff Parker, March 1991.												
<b>Sanderson, Geoff</b>	90-98	LW/C-13/8	479	196	173	369	195	10	1	0	1	2
Selected in NHL Entry Draft, June 1990. Traded to Vancouver along with Sean Burke and Enrico Ciccone for Kirk McLean and Martin Gelas, January 3, 1998.												
<b>Sandlak, Jim</b>	93-95	R-14/52	40	6	2	8	32	-	-	-	-	-
Acquired from Vancouver Canucks as "future consideration" in March 1993 trade that saw the Whalers send Murray Craven and a 1993 fifth-round draft pick (Scott Walker) for Robert Kron, a 1993 third-round draft pick (Marek Malik) and "future considerations," May 1993. Contract expired, June 1995.												
<b>Sanguinetti, Bobby</b>	11-13	D-24	40	2	4	6	4	-	-	-	-	-
Acquired from the New York Rangers in exchange for a sixth-round pick in the 2010 NHL Entry Draft and a second-round pick in the 2012 NHL Entry Draft, June 26, 2010. Released, July 2013.												
<b>Sarrizin, Dick</b>	72-73	RW-16	35	4	7	11	0	-	-	-	-	-
Selected in WHA Player Selection Draft (Philadelphia Flyers), February 1973. Traded to Chicago Cougars for cash and an undisclosed draft choice, October 1973.												
<b>Savard, Jean</b>	79-80	C-6	1	0	0	0	0	-	-	-	-	-
Selected in NHL Expansion Draft (Chicago, NHL), June 1979. Released, July 1981.												
<b>Schurman, Maynard</b>	79-80	LW/C-24	7	0	0	0	0	-	-	-	-	-
Claimed from Philadelphia Flyers in NHL Expansion Draft, June 1979. Released, July 1980.												
<b>Seidenberg, Dennis</b>	07-09	D-4	137	6	45	51	57	16	1	5	6	16
Acquired from the Phoenix Coyotes in exchange for center Kevyn Adams, January 8, 2007. Released, July 2009.												
<b>Sekera, Andrej</b>	13-15	D-4	131	13	50	63	28	-	-	-	-	-
Acquired from the Buffalo Sabres in exchange for defenseman Jamie McBain and Carolina's 2013 second-round pick (35th overall - J.T. Compher). Traded to Los Angeles on Feb. 25, 2015, in exchange for defenseman Roland McKeown and the Kings' first-round pick in 2016.												
<b>Selby, Brit</b>	73-74	LW-18	65	13	29	42	48	13	3	4	7	13
Acquired from Philadelphia Blazers for Bob Brown, November 1972. Traded to Toronto Toros for Bob Charlebois, June 1973.												
<b>Selwood, Brad</b>	72-79	D-3	431	42	143	185	556	63	6	12	18	81
Selected in WHA Player Selection Draft (Toronto, WHA), February 1972. Chosen by Montreal Canadiens in NHL Reclaim Draft, June 1979.												
<b>Semenko, Dave</b>	86-87	LW-72	57	4	8	12	87	4	0	0	0	15
Acquired from Edmonton Oilers for a third-round 1988 draft pick (Trevor Sim), December 1986. Traded to Toronto Maple Leafs for Bill Root, September 1987.												
<b>Semin, Alexander</b>	13-15	LW-28	166	41	64	105	120	-	-	-	-	-
Signed as a free agent, July 26, 2012. Released (buyout), July 2015.												
<b>Shanahan, Brendan</b>	95-96	LW-94	76	45	34	79	125	-	-	-	-	-
Acquired from St. Louis Blues for Chris Pronger, July 27, 1995. Traded to Detroit Red Wings along with Brian Glynn for Keith Primeau, Paul Coffey and a first-round draft pick in 1997 (Nikos Tselios).												
<b>Shank, Daniel</b>	91-92	RW-36	13	2	0	2	18	5	0	0	0	22
Acquired from Detroit Red Wings for Chris Tancill, December 1991. Signed by Tampa Bay Lightning as a free agent, August 1992.												
<b>Shaw, Brad</b>	85-92	D-33/25/32	210	11	84	95	107	19	4	8	12	6
Acquired from Detroit Red Wings for an eighth-round 1984 draft pick (Lars Karlsson), May 1984. Signed to play in Italy, June 1988. Returned to Hartford, March 1989. Traded to New Jersey Devils for "future considerations," June 1992.												
<b>Sheehy, Neil</b>	87-88	D-0	26	1	4	5	116	1	0	0	0	7
Acquired from Calgary Flames with Carey Wilson and rights to Lane MacDonald for Shane Churla and Dana Murzyn, January 1988. Traded to Washington Capitals with Mike Millar for Grant Jennings and Ed Kastelic, July 1988.												
<b>Sheehy, Tim</b>	72-75/77-78/79-80	C/RW-15/10	244	92	92	184	70	35	14	19	33	26
Chosen in WHA Player Selection Draft (U.S. Olympic Team), February 1972. Traded to Edmonton Oilers for Ron Climie, February 1975. Acquired from Detroit Red Wings for "future considerations," February 1979. Released, July 1980.												
<b>Sheppard, Ray</b>	98-99	RW-26	84	29	35	64	18	6	5	1	6	2
Acquired from the Florida Panthers for Kirk McLean, March 24, 1998. Signed as a free agent by the Florida Panthers, November 15, 1999.												
<b>Sherven, Gord</b>	86-87	C/RW-36/22	8	0	0	0	0	-	-	-	-	-
Claimed from Edmonton Oilers in NHL Waiver Draft, October 1986. Joined Canadian Olympic Team, August 1987. Re-joined Hartford Whalers, February 1988. Signed to play in Switzerland, June 1988.												
<b>Shmyr, Paul</b>	81-82	D-3	66	1	11	12	134	-	-	-	-	-
Signed as a free agent after release by Minnesota North Stars, October 1981. Released, July 1982.												
<b>Shugg, Justin</b>	14	RW-52	3	0	0	0	2	-	-	-	-	-
Selected in the NHL Entry Draft (Windsor, OHL), June 26, 2010.												
<b>Sidorkiewicz, Peter</b>	87-92	G-30	178	0	9	9	12	15	0	1	1	2
Acquired from Washington Capitals with Dean Evason for David A. Jensen, March 1985. Selected by Ottawa Senators in NHL Expansion Draft, June 1992.												
<b>Siltanen, Risto</b>	82-86	D-8	277	40	118	158	122	-	-	-	-	-
Acquired with Brent Loney from Edmonton Oilers for Ken Linseman and Don Nachbaur, August 1982. Traded to Quebec Nordiques for John Anderson, March 1986.												
<b>Sims, Al</b>	79-81	D-3	156	26	67	93	98	3	0	0	0	2
Selected from Boston Bruins in NHL Expansion Draft, June 1979. Claimed by Los Angeles Kings in NHL Waiver Draft, October 1981.												

# ALL-TIME ROSTER

	YEARS	POS.-NO.	REGULAR SEASON					PLAYOFFS				
			GP	G	A	P	PIM	GP	G	A	P	PIM
<b>Skinner, Jeff</b>	<b>10-18</b>	<b>C/RW-53</b>	<b>579</b>	<b>204</b>	<b>175</b>	<b>379</b>	<b>268</b>	–	–	–	–	–
Selected in NHL Entry Draft (Kitchener, OHL), June 25, 2010. Traded to Buffalo Sabres for Cliff Pu, a second-round pick in 2019 and third- and sixth-round picks in 2020, August 2, 2018.												
<b>Slavin, Jacob</b>	<b>15-19</b>	<b>D-74</b>	<b>309</b>	<b>23</b>	<b>92</b>	<b>115</b>	<b>48</b>	<b>15</b>	<b>0</b>	<b>11</b>	<b>11</b>	<b>0</b>
Selected in the NHL Entry Draft (Chicago, USHL), June 23, 2012.												
<b>Smedsmo, Dale</b>	<b>76-77</b>	<b>LW-24</b>	<b>15</b>	<b>2</b>	<b>0</b>	<b>2</b>	<b>54</b>	–	–	–	–	–
Purchased from Cincinnati Stingers, November 1976. Traded to Cincinnati for "future considerations," February 1977.												
<b>Smith, Al</b>	<b>72-75/77-80</b>	<b>G-1</b>	<b>290</b>	<b>0</b>	<b>11</b>	<b>11</b>	<b>139</b>	<b>37</b>	<b>0</b>	<b>1</b>	<b>1</b>	<b>14</b>
Selected in WHA Player Selection Draft (Detroit), February 1972. Released, January 1976. Signed as a free agent, August 1977. Sold to Colorado Rockies, September 1980.												
<b>Smith, Guy</b>	<b>72-74</b>	<b>RW-19</b>	<b>39</b>	<b>4</b>	<b>8</b>	<b>12</b>	<b>31</b>	<b>11</b>	<b>2</b>	<b>0</b>	<b>2</b>	<b>4</b>
Selected in WHA Player Selection Draft (New Hampshire, ECAC), February 1972. Released, October 1973.												
<b>Smith, Stuart</b>	<b>79-83</b>	<b>D-33/3</b>	<b>77</b>	<b>2</b>	<b>10</b>	<b>12</b>	<b>95</b>	–	–	–	–	–
Selected in NHL Entry Draft (Peterborough, OHL), August 1979. Released, July 1985.												
<b>Smyth, Kevin</b>	<b>93-96</b>	<b>LW-51/20/14</b>	<b>58</b>	<b>6</b>	<b>8</b>	<b>14</b>	<b>31</b>	–	–	–	–	–
Selected in NHL Entry Draft (Moose Jaw, WHL), June 1992. Signed as a free agent with Orlando Solar Bears (IHL), August 1996.												
<b>Spacek, Jaroslav</b>	<b>11-12</b>	<b>D-8</b>	<b>34</b>	<b>5</b>	<b>7</b>	<b>12</b>	<b>6</b>	–	–	–	–	–
Acquired from the Montreal Canadiens in exchange for Tomas Kaberle, December 9, 2011. Released, July 2012.												
<b>Staal, Eric</b>	<b>03-16</b>	<b>C-12</b>	<b>909</b>	<b>322</b>	<b>453</b>	<b>775</b>	<b>678</b>	<b>43</b>	<b>19</b>	<b>24</b>	<b>43</b>	<b>12</b>
Selected in NHL Entry Draft (Peterborough, OHL), June 21, 2003. Traded to the New York Rangers on Feb. 28, 2016, in exchange for forward Aleks Saarela, the Rangers' 2016 second-round pick (later traded to Chicago on June 15, 2016, along with Chicago's own 2017 third-round pick in exchange for Teuvo Teravainen and Bryan Bickell - Chicago selected Artur Kayumov 50th overall) and the Rangers' 2017 second-round pick (Luke Martin).												
<b>Staal, Jared</b>	<b>13</b>	<b>RW-13</b>	<b>2</b>	<b>0</b>	<b>0</b>	<b>0</b>	<b>2</b>	–	–	–	–	–
Acquired from Phoenix in exchange for a 2010 fifth-round pick (138th overall - Louis Domingue), May 13, 2010. Released, July 2015.												
<b>Staal, Jordan</b>	<b>13-19</b>	<b>C-11</b>	<b>462</b>	<b>97</b>	<b>165</b>	<b>262</b>	<b>204</b>	<b>15</b>	<b>4</b>	<b>6</b>	<b>10</b>	<b>8</b>
Acquired from Pittsburgh in exchange for Brandon Sutter, Brian Dumoulin and a 2012 first-round pick (8th overall - Derrick Pouliot), June 22, 2012.												
<b>Stalberg, Viktor</b>	<b>16-17</b>	<b>LW-25</b>	<b>57</b>	<b>9</b>	<b>3</b>	<b>12</b>	<b>33</b>	–	–	–	–	–
Signed as a free agent, July 1, 2016. Traded to Ottawa Senators in exchange for a third-round pick in the 2017 NHL Draft, Feb. 28, 2017.												
<b>Staniowski, Ed</b>	<b>83-85</b>	<b>G-1</b>	<b>19</b>	<b>0</b>	<b>0</b>	<b>0</b>	<b>2</b>	–	–	–	–	–
Acquired from Winnipeg Jets for Mike Veisor, November 1983. Released, July 1985.												
<b>Stempniak, Lee</b>	<b>16-18</b>	<b>RW-21</b>	<b>119</b>	<b>19</b>	<b>30</b>	<b>49</b>	<b>36</b>	–	–	–	–	–
Signed as a free agent, July 1, 2016. Released, July 2018.												
<b>Stephenson, Bob</b>	<b>79-80</b>	<b>RW-27/28</b>	<b>4</b>	<b>0</b>	<b>1</b>	<b>1</b>	<b>0</b>	–	–	–	–	–
Selected in WHA Dispersal Draft (Birmingham, WHA), June 1979. Traded to Toronto Maple Leafs for Pat Boutette, December 1979.												
<b>Stevens, John</b>	<b>90-95</b>	<b>D-45</b>	<b>44</b>	<b>0</b>	<b>8</b>	<b>8</b>	<b>34</b>	–	–	–	–	–
Signed as a free agent, July 1990. Signed as a free agent with Philadelphia Flyers, June 1996.												
<b>Stewart, Anthony</b>	<b>11-12</b>	<b>RW-13</b>	<b>77</b>	<b>9</b>	<b>11</b>	<b>20</b>	<b>30</b>	–	–	–	–	–
Signed as a free agent, July 2, 2011. Traded to Los Angeles along with a 2013 fourth-round pick (96th overall - later traded to Edmonton - Kyle Platzer) and a 2014 sixth-round draft pick in exchange for Kevin Westgarth.												
<b>St. Jacques, Bruno</b>	<b>03-04</b>	<b>D-25</b>	<b>53</b>	<b>2</b>	<b>7</b>	<b>9</b>	<b>43</b>	–	–	–	–	–
Acquired along with Pavel Brendl from Philadelphia in exchange for Sami Kapanen and Ryan Bast, February 7, 2003.												
<b>Stillman, Cory</b>	<b>05-08/11</b>	<b>LW-61</b>	<b>191</b>	<b>52</b>	<b>113</b>	<b>165</b>	<b>74</b>	<b>25</b>	<b>9</b>	<b>17</b>	<b>26</b>	<b>14</b>
Signed as a free agent, August 2, 2005. Traded to the Ottawa Senators along with Mike Commodore in exchange for Joe Corvo and Patrick Eaves, February 11, 2008. Acquired from the Florida Panthers in exchange for Ryan Carter and a 2011 fifth-round draft pick, February 22, 2011. Released, July 2011.												
<b>Storr, Jamie</b>	<b>03-04</b>	<b>G-1</b>	<b>14</b>	<b>0</b>	<b>0</b>	<b>0</b>	<b>0</b>	–	–	–	–	–
Signed as a free agent, October 2003. Released June, 2004.												
<b>Storm, Jim</b>	<b>93-95</b>	<b>LW-46/24</b>	<b>74</b>	<b>6</b>	<b>13</b>	<b>19</b>	<b>27</b>	–	–	–	–	–
Selected in NHL Entry Draft (Michigan Tech., WCHA), June 1991. Released, August 1995.												
<b>Stoughton, Blaine</b>	<b>78-84</b>	<b>RW-21</b>	<b>393</b>	<b>228</b>	<b>161</b>	<b>389</b>	<b>162</b>	<b>8</b>	<b>4</b>	<b>3</b>	<b>7</b>	<b>4</b>
Purchased from Indianapolis Racers with Dave Inken, November 1978. Traded to New York Rangers for Scot Kleinendorst, February 1984.												
<b>Stoyanovich, Steve</b>	<b>83-84</b>	<b>LW-7</b>	<b>23</b>	<b>3</b>	<b>5</b>	<b>8</b>	<b>11</b>	–	–	–	–	–
Acquired from New York Islanders for a 1985 fifth-round draft choice (Tommy Hedland), August 1983. Released, July 1984.												
<b>Sulliman, Doug</b>	<b>81-84</b>	<b>RW-22</b>	<b>221</b>	<b>57</b>	<b>71</b>	<b>128</b>	<b>73</b>	–	–	–	–	–
Acquired from New York Rangers with Gerry McDonald and Chris Kotsopoulos, October 1981. Released, June 1984.												
<b>Sullivan, Bob</b>	<b>82-83</b>	<b>C/LW-26</b>	<b>62</b>	<b>18</b>	<b>19</b>	<b>37</b>	<b>18</b>	–	–	–	–	–
Signed as a free agent (Binghamton, AHL), August 1982. Released, August 1982.												
<b>Surma, Damian</b>	<b>03-04</b>	<b>LW-52</b>	<b>2</b>	<b>1</b>	<b>1</b>	<b>2</b>	<b>0</b>	–	–	–	–	–
Selected in the NHL Entry Draft (Plymouth, OHL), June 26, 1999. Released June 2004.												
<b>Sutter, Brandon</b>	<b>08-12</b>	<b>C-16</b>	<b>286</b>	<b>53</b>	<b>54</b>	<b>107</b>	<b>64</b>	–	–	–	–	–
Selected in the NHL Entry Draft (Red Deer, WHL), June 21, 2007. Traded to the Pittsburgh Penguins along with Brian Dumoulin and a first-round pick (Derrick Pouliot) in the 2012 Draft in exchange for Jordan Staal, June 22, 2012.												
<b>Sutter, Brett</b>	<b>11-14</b>	<b>LW-42</b>	<b>36</b>	<b>1</b>	<b>4</b>	<b>5</b>	<b>24</b>	–	–	–	–	–
Acquired from the Calgary Flames along with Ian White in exchange for Anton Babchuk and Tom Kostopoulos, November 27, 2010. Released, July 2014.												
<b>Sutter, Brody</b>	<b>14, 16</b>	<b>C-48</b>	<b>12</b>	<b>0</b>	<b>0</b>	<b>0</b>	<b>0</b>	–	–	–	–	–
Selected in the NHL Entry Draft (Lethbridge, WHL), June 25, 2011. Traded to Florida Panthers in exchange for Connor Brickley, Oct. 11, 2016.												
<b>Svechnikov, Andrei</b>	<b>18-19</b>	<b>RW-37</b>	<b>82</b>	<b>20</b>	<b>17</b>	<b>37</b>	<b>62</b>	<b>9</b>	<b>3</b>	<b>2</b>	<b>5</b>	<b>9</b>
Selected in NHL Draft (Barrie, OHL), June 22, 2018.												
<b>Svoboda, Jaroslav</b>	<b>02-04</b>	<b>LW-62</b>	<b>91</b>	<b>8</b>	<b>14</b>	<b>22</b>	<b>40</b>	<b>23</b>	<b>1</b>	<b>4</b>	<b>5</b>	<b>28</b>
Selected in NHL Entry Draft (Olomouc, Czech), June 27, 1998. Traded to the Dallas Stars for a fourth-round pick in 2005, June 2004.												
<b>Swain, Garry</b>	<b>74-77</b>	<b>C/LW-20</b>	<b>171</b>	<b>22</b>	<b>33</b>	<b>55</b>	<b>70</b>	<b>25</b>	<b>3</b>	<b>5</b>	<b>8</b>	<b>56</b>
Signed as a free agent after release by Pittsburgh Penguins, September 1974. Released, September 1977.												
<b>-T-</b>												
<b>Tanabe, David</b>	<b>99-03/06-07/07-08</b>	<b>D-21/45</b>	<b>329</b>	<b>21</b>	<b>61</b>	<b>82</b>	<b>167</b>	<b>7</b>	<b>2</b>	<b>1</b>	<b>3</b>	<b>12</b>
Selected in NHL Entry Draft (Wisconsin, WCHA) June 26, 1999. Traded to Phoenix along with Igor Knyazev for Danny Markov and a third-round draft pick, June 21, 2003. Signed as a free agent by Carolina, August 29, 2006. Released, July 2007. Signed as a free agent by Carolina, October 6, 2007. Released (buyout), November 2008.												
<b>Tancill, Chris</b>	<b>90-92</b>	<b>RW/C-37</b>	<b>19</b>	<b>1</b>	<b>1</b>	<b>2</b>	<b>6</b>	–	–	–	–	–
Selected in June 1989 NHL Supplemental Draft (Wisconsin, WCHA). Traded to Detroit Red Wings for Daniel Shank, December 1991.												
<b>Tennyson, Matt</b>	<b>16-17</b>	<b>D-26</b>	<b>45</b>	<b>0</b>	<b>6</b>	<b>6</b>	<b>6</b>	–	–	–	–	–
Signed as a free agent, July 3, 2016. Released, July 2017.												

# ALL-TIME ROSTER

	YEARS	POS.-NO.	REGULAR SEASON					PLAYOFFS				
			GP	G	A	P	PIM	GP	G	A	P	PIM
<b>Teravainen, Teuvo</b>	16-19	LW-86	245	59	123	182	42	15	7	3	10	2
Acquired from the Chicago Blackhawks with Bryan Bickell in exchange for a second-round pick in the 2016 NHL Draft (Artur Kayumov) and a third-round pick in the 2017 NHL Draft (Keith Petruzzelli), June 15, 2016.												
<b>Terry, Chris</b>	13-16	F-58/25	138	20	14	34	30	-	-	-	-	-
Selected in NHL Entry Draft (Plymouth, OHL), June 23, 2007. Released, July 2016.												
<b>Tetarenko, Joey</b>	03	RW-33	2	0	0	0	0	-	-	-	-	-
Signed as a free agent, July 2003. Released, June 2004.												
<b>Thomson, Jim</b>	88-89	RW-18	5	0	0	0	14	-	-	-	-	-
Acquired from Washington Capitals in exchange for Scot Kleinendorst, March 1989. Traded to New Jersey Devils for Chris Cichocki, October 1989.												
<b>Tippett, Dave</b>	84-90	LW-15	483	75	120	195	181	33	3	8	11	14
Signed as free agent (Canadian Olympic Team), March 1984. Traded to Washington for Washington's sixth-round choice (Jarrett Reid) in 1992 draft, September 30, 1990.												
<b>Thlusty, Jiri</b>	09-15	C/LW-19	322	76	69	145	102	-	-	-	-	-
Acquired from the Toronto Maple Leafs in exchange for the rights to Philippe Paradis, December 3, 2010. Traded to Winnipeg on Feb. 25, 2015, in exchange for Winnipeg's third-round selection in the 2016 NHL Draft and either Winnipeg's fifth- or sixth-round selection in the 2015 NHL Draft. Conditions were met and Carolina used Winnipeg's fifth-round selection in the 2015 NHL Draft (138th overall - Spencer Smallman).												
<b>Tolchinsky, Sergey</b>	16-17	LW-61	4	0	2	2	0	-	-	-	-	-
Signed as a free agent, August 22, 2013. Released, June 2018.												
<b>Tomlak, Mike</b>	89-94	C/LW-28	141	15	22	37	103	10	0	1	1	4
Signed as a free agent (University of Western Ontario), May 1988. Released, June 1994.												
<b>Troy, James</b>	75-77	RW-25	21	0	0	0	50	2	0	0	0	29
Signed as a free agent (Beauce Jaros, NAHL), February 1976. Sold to Erie Blades (NAHL), January 1977.												
<b>Tselios, Nikos</b>	02	D-48	2	0	0	0	2	-	-	-	-	-
Selected in NHL Entry Draft (Belleville, OHL), June 21, 1997.												
<b>Tuer, Allan</b>	88-90	D-40	6	0	0	0	29	-	-	-	-	-
Signed as a free agent (Minnesota North Stars), July 1989. Released, June 1990.												
<b>Turcotte, Darren</b>	93-95	C-12/89	66	19	29	48	26	-	-	-	-	-
Acquired with James Patrick from New York Rangers for Steve Larmer, Nick Kypreos, Barry Richter and a 1994 sixth-round pick (Yuri Litvinov), November 1993. Traded to Winnipeg Jets for Nelson Emerson, October 6, 1995.												
<b>Turgeon, Sylvain</b>	83-89	LW-16	370	178	150	328	366	25	3	7	10	18
Selected in NHL Entry Draft (Hull, QMJHL), June 1983. Traded to New Jersey Devils for Pat Verbeek, June 1989.												
<b>Tverdovsky, Oleg</b>	05-06	D-70	72	3	20	23	37	5	0	0	0	0
Signed as a free agent by Carolina, August 4, 2005. Traded to the Los Angeles Kings along with the rights to defenseman Jack Johnson in exchange for center Eric Belanger and defenseman Tim Gleason, September 29, 2006.												
<b>-V-</b>												
<b>van Riemsdyk, Trevor</b>	17-19	D-57	157	6	24	30	30	9	0	0	0	2
Acquired from Vegas Golden Knights with a seventh-round pick in 2018 (pick later traded to New York Rangers-Riley Hughes) in exchange for a second-round pick in 2017 (Jake Leschyshyn), June 22, 2017.												
<b>Vasicek, Josef</b>	00-06, 07	C-63	341	57	78	135	229	37	5	2	7	20
Selected in NHL Entry Draft (Slavia Praha, Czech), June 27, 1998. Traded to Nashville for Scott Walker, July 18, 2006. Acquired from Nashville in exchange for center Eric Belanger, February 9, 2007. Released, July 2007.												
<b>Veisor, Mike</b>	80-83	G-1/31	69	0	1	1	2	-	-	-	-	-
Acquired from Chicago Blackhawks for a second-round 1981 draft pick (Kevin Griffin), June 1980. Traded to Winnipeg Jets for Ed Staniowski, November 1983.												
<b>Vellucci, Mike</b>	87-88	D-35	2	0	0	0	11	0	0	0	0	0
Selected in NHL Entry Draft (Belleville, OHL), June 1984. Released, June 1989.												
<b>Verbeek, Pat</b>	89-95	LW/RW-16	404	185	200	385	1091	20	5	6	11	78
Acquired from New Jersey Devils for Sylvain Turgeon, June 1989. Traded to the New York Rangers for Glen Featherstone, Michael Stewart, the Rangers' first-round draft pick in 1995 (Jean-Sebastien Giguere) and a fourth-round pick in 1996 (Steve Wasylo).												
<b>Versteeg, Kris</b>	15-16	RW-32	63	11	22	33	36	-	-	-	-	-
Acquired on September 11, 2015, from the Chicago Blackhawks along with forward Joakim Nordstrom and Chicago's 2017 third-round draft pick (later traded back to Chicago) in exchange for defensemen Dennis Robertson and Jack Massie, as well as Carolina's 2017 fifth-round draft pick. Traded to the Los Angeles Kings on Feb. 28, 2016, in exchange for forward Valentin Zykov and a conditional 2016 fifth-round pick (conditions not met).												
<b>Volcan, Mickey</b>	80-83	D-32/4	143	7	29	36	128	-	-	-	-	-
Selected in NHL Entry Draft (North Dakota, WCHA), June 1980. Traded to Calgary Flames for Richie Dunn and Joel Quenneville, July 1984.												
<b>Vrbata, Radim</b>	03-05	RW-19	106	19	16	35	32	-	-	-	-	-
Acquired from the Colorado Avalanche in exchange for Bates Battaglia, March 11, 2003. Traded to Chicago for future considerations, December 29, 2005.												
<b>-W-</b>												
<b>Walker, Scott</b>	06-10	RW-24	213	43	60	103	222	18	1	6	7	19
Acquired from Nashville in exchange for Josef Vasicek, July 18, 2006. Traded to Washington in exchange for Washington's 2010 seventh-round pick, March 3, 2010.												
<b>Wallace, Tim</b>	13	RW-29	28	1	1	2	17	-	-	-	-	-
Signed as a free agent, July 19, 2012. Released, July 2013.												
<b>Wallmark, Lucas</b>	17-19	C-71	100	11	20	31	40	15	1	4	5	6
Selected in NHL Draft (Lulea, SHL), June 28, 2014.												
<b>Wallin, Niclas</b>	00-10	D-7	517	18	51	69	391	69	3	5	8	32
Selected in the fourth round of the 2000 NHL Entry Draft, June 2000 (Brynäs IF Gavle, Sweden). Traded to San Jose along with Carolina's 2010 fifth-round pick in exchange for Buffalo's 2010 second-round pick, February 7, 2010.												
<b>Ward, Aaron</b>	01-06/09-10	D-4	336	16	51	67	317	48	3	4	7	40
Acquired from Detroit Red Wings in exchange for a second round pick in the 2002 NHL Entry Draft, July 9, 2001. Signed by the New York Rangers as a free agent, July 3, 2006. Re-acquired from Boston in exchange for Patrick Eaves and a 2010 fourth-round pick, July 24, 2009. Traded to Anaheim in exchange for Justin Pogge and Boston's 2010 fourth-round pick, March 3, 2010.												
<b>Ward, Cam</b>	05-18	G-30	668	1	11	12	44	41	0	1	1	0
Selected in the NHL Entry Draft (Red Deer, WHL), June 22, 2002. Signed by Chicago Blackhawks as a free agent, July 1, 2018.												
<b>Warner, Jim</b>	78-80	RW-25	73	6	12	18	30	1	0	0	0	0
Signed as a free agent (Colorado College), June 1978. Released, July 1980.												
<b>Watt, Mike</b>	03	C-29	5	0	0	0	0	-	-	-	-	-
Signed as a free agent, July 31, 2002.												
<b>Webster, Tom</b>	72-78	RW-8	352	220	205	435	241	43	28	26	54	19
Chosen in WHA Player Selection Draft (California Golden Seals, NHL), February 1972. Retired, October 1978.												
<b>Weekes, Kevin</b>	02-04	G-80	119	0	0	0	8	8	0	0	0	0
Acquired from Tampa Bay Lightning in exchange for Shane Willis and Chris Dingman, March 5, 2002. Released June 2004.												



# ALL-TIME ROSTER

	YEARS	POS.-NO.	REGULAR SEASON					PLAYOFFS				
			GP	G	A	P	PIM	GP	G	A	P	PIM
<b>Weeks, Steve</b>	<b>84-88</b>	<b>G-31/35</b>	<b>94</b>	<b>0</b>	<b>1</b>	<b>1</b>	<b>11</b>	<b>4</b>	<b>0</b>	<b>0</b>	<b>0</b>	<b>0</b>
Acquired from New York Rangers for a 1986 third-round pick (Shaun Clouston), September 1984. Traded to Vancouver Canucks for Richard Brodeur, March 1988.												
<b>Weinrich, Eric</b>	<b>92-94</b>	<b>D-4/5</b>	<b>87</b>	<b>8</b>	<b>30</b>	<b>38</b>	<b>78</b>	—	—	—	—	—
Acquired from New Jersey Devils with Sean Burke for Bobby Holik and a second-round 1993 draft pick (Jay Pandolfo), August 1992. Traded with Patrick Poulin to Chicago Blackhawks for Steve Larmer and Bryan Marchment.												
<b>Weight, Doug</b>	<b>06-06</b>	<b>C-39</b>	<b>23</b>	<b>4</b>	<b>9</b>	<b>13</b>	<b>25</b>	<b>23</b>	<b>3</b>	<b>13</b>	<b>16</b>	<b>20</b>
Acquired from St. Louis along with Erkki Rajamaki for Jesse Boulerice, Magnus Kahnberg, Mike Zigomanis, Carolina's first-round selection in 2006 (later traded to New Jersey, 30th overall - Matthew Corrente), Toronto's fourth-round selection in 2006 (106th overall - Reto Berra) and Chicago's fourth-round selection in 2007, January 30, 2006. Signed by St. Louis as a free agent, July 2, 2006.												
<b>Weir, Wally</b>	<b>84-85</b>	<b>D/LW-23</b>	<b>34</b>	<b>2</b>	<b>3</b>	<b>5</b>	<b>56</b>	—	—	—	—	—
Selected from Quebec Nordiques in NHL Waiver Draft, October 1984. Placed on waivers and claimed by Pittsburgh Penguins, February 1985.												
<b>Welsh, Jeremy</b>	<b>12-13</b>	<b>C-23</b>	<b>6</b>	<b>0</b>	<b>1</b>	<b>1</b>	<b>4</b>	—	—	—	—	—
Signed as a free agent, April 2012. Traded to the Vancouver Canucks along with forward Zac Dalpe in exchange for forward Kellan Tochkin and Vancouver's 2014 fourth-round pick (96th overall - Josh Wesley), September 29, 2013.												
<b>Wesley, Blake</b>	<b>81-83</b>	<b>D-6</b>	<b>100</b>	<b>9</b>	<b>19</b>	<b>28</b>	<b>169</b>	—	—	—	—	—
Acquired from Philadelphia Flyers with Don Gillen, Rick MacLeish, first-, second- and third-round picks in 1982 NHL Entry Draft (Paul Lawless, Mark Paterson, Kevin Dineen) for Ray Allison, Fred Arthur and the Whalers' first- and third-round picks in the 1982 Draft (Ron Sutter, Miroslav Dvorak), July 1981. Traded to Quebec Nordiques for Pierre Lacroix, December 1982.												
<b>Wesley, Glen</b>	<b>94-08</b>	<b>D-20/2</b>	<b>913</b>	<b>51</b>	<b>176</b>	<b>227</b>	<b>620</b>	<b>59</b>	<b>0</b>	<b>4</b>	<b>4</b>	<b>30</b>
Acquired from Boston for first-round draft picks in the 1995 (Kyle McClaren), 1996 (Jonathan Aitken), and 1997 (Sergei Samsonov) NHL Entry Drafts, August 26, 1994. Traded to Toronto in exchange for a second-round pick in the 2004 NHL Entry Draft, March 9, 2003. Signed as a free agent, July 8, 2003. Retired as a player, June 5, 2008.												
<b>Westgarth, Kevin</b>	<b>13</b>	<b>RW-8</b>	<b>43</b>	<b>2</b>	<b>2</b>	<b>4</b>	<b>49</b>	—	—	—	—	—
Acquired from Los Angeles in exchange for Anthony Stewart, a 2013 fourth-round pick (96th overall - later traded to Edmonton - Kyle Platzer) and a 2014 sixth-round pick (157th overall - Jake Marchment), January 13, 2013. Traded to the Calgary Flames in exchange for forward Greg Nemisz, December 30, 2013.												
<b>Westlund, Tommy</b>	<b>99-02</b>	<b>RW-16</b>	<b>203</b>	<b>9</b>	<b>13</b>	<b>22</b>	<b>48</b>	<b>25</b>	<b>1</b>	<b>0</b>	<b>1</b>	<b>17</b>
Selected in NHL entry draft (Brynäs Gavle, Sweden), June 27, 1998. Released, June 2003.												
<b>White, Ian</b>	<b>10-11</b>	<b>D-7</b>	<b>39</b>	<b>0</b>	<b>10</b>	<b>10</b>	<b>12</b>	—	—	—	—	—
Acquired from the Calgary Flames along with Brett Sutter in exchange for Anton Babchuk and Tom Kostopoulos, November 17, 2010. Traded to San Jose in exchange for a 2012 second-round draft pick, February 18, 2011.												
<b>Whitmore, Kay</b>	<b>88-92</b>	<b>G-35</b>	<b>75</b>	<b>0</b>	<b>5</b>	<b>5</b>	<b>24</b>	<b>2</b>	<b>0</b>	<b>0</b>	<b>0</b>	<b>0</b>
Selected in NHL Entry Draft (Peterborough, OHL), June 1985. Traded to Vancouver Canucks for Corrie D'Alessio and a 1993 fifth-round pick, October 1992. Pick was later returned in Murray Craven trade.												
<b>Whitney, Ray</b>	<b>05-10</b>	<b>LW-13</b>	<b>372</b>	<b>119</b>	<b>215</b>	<b>334</b>	<b>176</b>	<b>42</b>	<b>12</b>	<b>14</b>	<b>26</b>	<b>18</b>
Signed as a free agent by Carolina, August 6, 2005. Signed as a free agent with Phoenix, July 2010.												
<b>Williams, Dave</b>	<b>87-88</b>	<b>LW-22/25</b>	<b>28</b>	<b>6</b>	<b>0</b>	<b>6</b>	<b>93</b>	—	—	—	—	—
Signed as a free agent after release by Los Angeles Kings, October 1987. Retired, February 1988.												
<b>Williams, Justin</b>	<b>04-09/17-19</b>	<b>RW-11/14</b>	<b>429</b>	<b>120</b>	<b>185</b>	<b>305</b>	<b>317</b>	<b>40</b>	<b>11</b>	<b>14</b>	<b>25</b>	<b>52</b>
Acquired from the Philadelphia Flyers in exchange for Danny Markov, January, 2004. Traded to Los Angeles in exchange for Patrick O'Sullivan and Calgary's 2009 second-round draft pick, March 4, 2009. Signed as a free agent, July 1, 2017.												
<b>Williams, Tommy</b>	<b>72-74</b>	<b>C-9</b>	<b>139</b>	<b>31</b>	<b>58</b>	<b>89</b>	<b>20</b>	<b>19</b>	<b>6</b>	<b>14</b>	<b>20</b>	<b>12</b>
Signed as a free agent (Boston Braves, AHL), September 1972. Retired after being claimed by Indianapolis Racers in WHA Expansion Draft, May 1974, but signed with the expansion Washington Capitals of the NHL later that summer.												
<b>Willis, Shane</b>	<b>98-02, 06</b>	<b>RW-45/25</b>	<b>141</b>	<b>27</b>	<b>34</b>	<b>61</b>	<b>69</b>	<b>2</b>	<b>0</b>	<b>0</b>	<b>0</b>	<b>0</b>
Selected in NHL Entry Draft (Leithbridge, WHL), June 1997. Traded to Tampa Bay Lightning along with Chris Dingman in exchange for Kevin Weekes, March 5, 2002. Signed as a free agent by Carolina, July 18, 2006. Released, July 2007.												
<b>Wilson, Carey</b>	<b>87-89/90-91</b>	<b>C-33</b>	<b>125</b>	<b>37</b>	<b>46</b>	<b>83</b>	<b>59</b>	<b>6</b>	<b>2</b>	<b>4</b>	<b>6</b>	<b>2</b>
Acquired from Calgary Flames with Neil Sheehy and rights to Lane MacDonald for Shane Churla and Dana Murzyn, January 1988. Traded to New York Rangers with a 1990 fifth-round draft pick (Lubos Rob) for Brian Lawton, Don Maloney and Norm MacIver, December 1988. Acquired from New York Rangers along with a third-round 1991 draft choice (Michael Nylander) for Jody Hull, July 1990. Traded to Calgary Flames for Mark Hunter, March 1991.												
<b>Wisniewski, James</b>	<b>15</b>	<b>D-21</b>	<b>1</b>	<b>0</b>	<b>0</b>	<b>0</b>	<b>0</b>	—	—	—	—	—
Acquired from the Anaheim Ducks on June 27, 2015, in exchange for goaltender Anton Khudobin. Carolina bought out the remainder of his contract, June 30, 2016.												
<b>Woods, Brendan</b>	<b>14, 16</b>	<b>C/LW-56</b>	<b>7</b>	<b>0</b>	<b>0</b>	<b>0</b>	<b>7</b>	—	—	—	—	—
Selected in the NHL Entry Draft (Wisconsin, WCHA), June 23, 2012. Released, July 2017.												
<b>-Y-</b>												
<b>Yake, Terry</b>	<b>88-93</b>	<b>C-38/25</b>	<b>104</b>	<b>24</b>	<b>37</b>	<b>61</b>	<b>60</b>	<b>6</b>	<b>1</b>	<b>1</b>	<b>2</b>	<b>16</b>
Selected in NHL Entry Draft (Brandon, OHL), June 1987. Selected by Mighty Ducks of Anaheim in 1993 Expansion Draft, June 1993.												
<b>Yates, Ross</b>	<b>83-84</b>	<b>C-28</b>	<b>7</b>	<b>1</b>	<b>1</b>	<b>2</b>	<b>4</b>	—	—	—	—	—
Signed as a free agent (Mt. Allison University), March 1981. Released, May 1984.												
<b>Yelle, Stephane</b>	<b>09-10</b>	<b>C-18</b>	<b>59</b>	<b>4</b>	<b>3</b>	<b>7</b>	<b>28</b>	—	—	—	—	—
Signed as a free agent, August 19, 2009. Traded to Colorado along with Harrison Reed in exchange for Cedric LaLonde-McNicoll and Colorado's 2010 sixth-round pick, March 3, 2010.												
<b>Young, Scott</b>	<b>87-90</b>	<b>RW-D/27</b>	<b>197</b>	<b>49</b>	<b>89</b>	<b>138</b>	<b>82</b>	<b>13</b>	<b>5</b>	<b>0</b>	<b>5</b>	<b>8</b>
Selected in NHL Entry Draft (Boston University, Hockey East), June 1986. Traded to Pittsburgh Penguins for Rob Brown, December 1990.												
<b>-Z-</b>												
<b>Zalapski, Zarley</b>	<b>90-94</b>	<b>D-3</b>	<b>229</b>	<b>44</b>	<b>121</b>	<b>165</b>	<b>272</b>	<b>7</b>	<b>3</b>	<b>6</b>	<b>7</b>	<b>14</b>
Acquired from Pittsburgh Penguins with John Cullen and Jeff Parker for Ron Francis, Ulf Samuelsson and Grant Jennings, March 1991. Traded with James Patrick and Michael Nylander to Calgary Flames for Gary Suter, Paul Ranheim and Ted Drury, March 1994.												
<b>Zigomanis, Mike</b>	<b>03-06</b>	<b>C-46/18</b>	<b>57</b>	<b>3</b>	<b>4</b>	<b>7</b>	<b>6</b>	—	—	—	—	—
Selected in the NHL Entry Draft (Kingston, OHL), June 23, 2001. Traded to St. Louis along with Jesse Boulerice, Magnus Kahnberg, Carolina's first-round pick in 2006 (later traded to New Jersey, 30th overall - Matthew Corrente), Toronto's fourth-round selection in 2006 (106th overall - Reto Berra) and Chicago's fourth-round selection in 2007, January 30, 2006.												
<b>Zuke, Mike</b>	<b>83-86</b>	<b>C-20</b>	<b>159</b>	<b>10</b>	<b>37</b>	<b>47</b>	<b>60</b>	—	—	—	—	—
Claimed from St. Louis Blues in NHL Waiver Draft, October 1983. Released, November 1985.												
<b>Zykov, Valentin</b>	<b>17-18</b>	<b>LW-39/73</b>	<b>25</b>	<b>4</b>	<b>7</b>	<b>11</b>	<b>2</b>	—	—	—	—	—
Acquired from Los Angeles in exchange for Kris Versteeg, Feb. 28, 2016. Claimed on waivers by Edmonton Oilers, December 28, 2018.												

## ALL-TIME GOALTENDING

GOALTENDER	REGULAR SEASON						PLAYOFFS				
	YEARS	GP	MIN	GA	SO	GAA	GP	MIN	GA	SO	GAA
Abrahamsson, Christer	74-77	102	5,739	342	3	3.58	3	90	5	—	3.33
Altshuller, Daniel	15-16	—	—	—	—	—	—	—	—	—	—
Alves, Jorge	16	1	1	0	0	0.00	—	—	—	—	—
Barrasso, Tom	01-02	34	1908	83	2	2.61	—	—	—	—	—
Berglund, Bill	73-75	5	216	13	0	3.61	—	—	—	—	—
Boucher, Brian	11-12	10	546	31	0	3.41	—	—	—	—	—
Brodeur, Richard	87-88	6	340	15	0	2.65	4	200	12	0	3.60
Burke, Sean	92-98	281	15,893	819	11	3.09	—	—	—	—	—
Cooley, Gaye	75-76	—	—	—	—	—	1	3 sec.	0	0	0.00
D'Alessio, Corrie	92-93	1	11	0	0	0.00	—	—	—	—	—
Darling, Scott	17-19	51	2,961	158	0	3.20	—	—	—	—	—
DesRochers, Patrick	03	2	122	7	0	3.44	—	—	—	—	—
Ellis, Dan	13	19	997	52	1	3.13	—	—	—	—	—
Fichaud, Eric	99-00	9	490	24	1	2.94	—	—	—	—	—
Fitzpatrick, Mark	99-00	3	107	8	0	4.49	—	—	—	—	—
Fountain, Mike	97-98	3	163	10	0	3.68	—	—	—	—	—
Garrett, John	78-82	163	9,592	655	2	4.10	9	507	40	0	4.73
Gerber, Martin	05-06	60	3,493	162	3	2.78	—	—	—	—	—
Giguere, J.S.	96-97	8	394	24	0	3.65	6	221	13	1	3.53
Gosselin, Mario	92-94	23	1,106	78	0	4.23	—	—	—	—	—
Grahame, John	06-08	45	2,364	125	0	3.17	—	—	—	—	—
Hoganson, Paul	75-76	4	224	16	0	4.29	—	—	—	—	—
Holland, Ken	80-81	1	60	7	0	7.00	—	—	—	—	—
Irbe, Arturs	98-04	309	17,816	739	20	2.49	30	1846	65	1	2.11
Jablonski, Pat	97-98	5	279	14	0	3.01	—	—	—	—	—
Khudobin, Anton	13-15	70	4,004	167	2	2.50	—	—	—	—	—
Kidd, Trevor	97-99	72	4043	158	5	2.34	—	—	—	—	—
Lack, Eddie	15-17	54	3,011	138	3	2.75	—	—	—	—	—
Landon, Bruce	72-77	122	6,695	386	2	3.46	8	389	21	0	3.24
Legace, Manny	09-10	28	1,472	69	1	2.81	—	—	—	—	—
Leighton, Michael	08-09/16-17	33	1,748	94	0	3.23	—	—	—	—	—
Lenarduzzi, Mike	92-94	4	189	10	0	3.17	—	—	—	—	—
Levasseur, Louis	77-78	27	1,655	91	3	3.30	12	719	31	0	2.59
Liut, Mike	85-90	252	14,660	823	13	3.37	17	933	50	1	3.22
McElhinney, Curtis	18-19	33	1,978	85	2	2.58	5	268	9	0	2.01
McKay, Ross	90-91	1	35	3	0	5.14	—	—	—	—	—
McLean, Kirk	97-98	8	401	22	0	3.29	—	—	—	—	—
Moss, Tyler	00-01	12	557	37	0	3.99	—	—	—	—	—
Millen, Greg	81-85	219	12,963	919	4	4.25	—	—	—	—	—
<b>Mrazek, Petr</b>	<b>18-19</b>	<b>40</b>	<b>2,387</b>	<b>95</b>	<b>4</b>	<b>2.39</b>	<b>11</b>	<b>660</b>	<b>30</b>	<b>2</b>	<b>2.73</b>
Murphy, Mike	11-12	2	36	0	0	0.00	—	—	—	—	—
Muse, John	13	—	—	—	—	—	—	—	—	—	—
Muzzatti, Jason	95-97	53	2,604	140	1	3.23	—	—	—	—	—
Nastiuk, Kevin	05-06	—	—	—	—	—	—	—	—	—	—
<b>Nedeljkovic, Alex</b>	<b>17-19</b>	<b>2</b>	<b>90</b>	<b>2</b>	<b>0</b>	<b>1.33</b>	—	—	—	—	—
Quimet, Ted	73-75	1	20	3	0	9.00	—	—	—	—	—
Peters, Justin	10-14	68	3,703	188	3	3.05	—	—	—	—	—
Pietrangelo, Frank	91-95	54	2,663	182	0	4.10	7	425	19	0	2.68
Raeder, Cap	75-77	28	1,428	77	2	3.24	15	879	38	2	2.59
Reaugh, Daryl	90-91	20	1,010	53	1	3.15	—	—	—	—	—
Reese, Jeff	93-96	37	1,838	96	2	3.13	—	—	—	—	—
Sidorkiewicz, Peter	87-92	178	10,346	575	8	3.33	15	912	55	0	3.62
Smith, Al	72-75/77-80	290	17,143	941	12	3.29	37	2067	134	1	3.89
Staniowski, Ed	83-85	19	1,060	75	0	4.25	—	—	—	—	—
Storr, Jamie	03-04	14	660	32	0	2.91	—	—	—	—	—
Tracy, Tripp	97-98	—	—	—	—	—	—	—	—	—	—
Veisor, Mike	80-84	69	3,809	309	2	4.87	—	—	—	—	—
Ward, Cam	05-18	668	38,437	1,728	27	2.70	41	2,421	96	4	2.38
Weekes, Kevin	02-04	119	6,849	275	11	2.41	8	408	11	2	1.62
Weeks, Steve	84-88	94	5,284	324	4	3.68	4	205	9	0	2.64
Whitmore, Kay	88-92	75	4,039	243	3	3.61	3	154	11	0	4.29

## ALL-TIME COACHING RECORDS

COACH	GAMES	W	L	T	OT	PTS	PCT	DATES
<b>Rod Brind'Amour</b>	<b>82</b>	<b>46</b>	<b>29</b>	—	<b>7</b>	<b>99</b>	<b>.604</b>	<b>5/8/18 to present</b>
Peter Laviolette	323	167	122	6	28	368	.570	12/15/03 to 12/03/08
Kirk Muller	187	80	80	—	27	187	.500	11/28/11 to 5/5/14
Bill Peters	328	137	138	—	53	327	.498	6/19/14 to 4/20/18
Paul Maurice	920	384	391	99	46	913	.496	11/06/95 to 12/15/03
Rick Ley	160	69	71	20	—	158	.494	12/03/08 to 11/28/11
Jack Evans	374	163	174	37	—	363	.485	10/12/89 to 5/29/91
Don Blackburn	140	42	63	35	—	119	.425	9/17/83 to 2/06/88
Larry Pleau	224	81	117	26	—	188	.420	10/11/79 to 2/20/81
Jim Roberts	80	26	41	13	—	65	.406	2/20/81 to 6/02/82
Paul Holmgren	161	54	93	14	—	122	.379	1/24/83 to 3/07/83
Pierre McGuire	67	23	37	7	—	53	.368	2/07/88 to 5/16/89
Larry Kish	49	12	32	5	—	29	.296	9/07/91 to 6/15/92
John Cunniff	13	3	9	1	—	7	.269	6/15/92 to 11/16/93
<b>TOTALS</b>	<b>3,108</b>	<b>1,287</b>	<b>1,394</b>	<b>263</b>	<b>161</b>	<b>2,998</b>	<b>.482</b>	1/21/95 to 11/06/95

# OTHER APPEARANCES

## ALL-STAR GAME APPEARANCES

PLAYER	YEAR	POS.	GP	G	A	PTS	PLAYER	YEAR	POS.	GP	G	A	PTS
Gordie Howe ✱	1980	RW	1	0	1	1	Arturs Irbe	1999	G	1	0	1	1
Mark Howe	1981	D	1	0	0	0	Keith Primeau	1999	C	1	0	0	0
Mike Rogers	1981	C	1	0	0	0	Sami Kapanen	2000	LW	1	0	0	0
Blaine Stoughton	1982	RW	1	0	0	0	Sandis Ozolinsh	2001	D	1	0	1	1
Ron Francis ✧	1983	C	1	0	0	0	Sami Kapanen	2002	LW	1	1	1	2
Mark Johnson	1984	C	1	0	3	3	Jeff O'Neill	2003	RW	1	0	0	0
Ron Francis ✧	1985	C	1	1	0	1	Eric Staal	2007	C	1	1	0	0
Sylvain Turgeon	1986	LW	1	0	1	1	Justin Williams	2007	RW	1	1	1	0
Ulf Samuelsson ✱	1987	D	2	0	0	0	Eric Staal ○	2008	C	1	2	1	3
Kevin Dineen ✱	1987	RW	2	1	0	1	Eric Staal	2009	C	1	1	0	1
Kevin Dineen	1988	RW	1	0	2	2	Jeff Skinner □	2011	C/RW	1	0	1	1
Kevin Dineen	1989	RW	1	0	0	0	Eric Staal ✱	2011	C	1	2	0	2
Ron Francis ✧	1990	C	1	0	2	2	Cam Ward	2011	G	1	0	0	0
Pat Verbeek	1991	LW	1	0	1	1	<b>Justin Faulk</b>	<b>2015</b>	<b>D</b>	<b>1</b>	<b>0</b>	<b>2</b>	<b>2</b>
John Cullen	1992	C	1	0	0	0	<b>Justin Faulk</b>	<b>2016</b>	<b>D</b>	<b>1</b>	<b>0</b>	<b>1</b>	<b>1</b>
Zarley Zalapski	1993	D	1	0	0	0	<b>Justin Faulk</b>	<b>2017</b>	<b>D</b>	<b>2</b>	<b>1</b>	<b>4</b>	<b>5</b>
Geoff Sanderson	1994	LW	1	0	1	1	Noah Hanifin	2018	D	1	0	0	0
Brendan Shanahan	1996	LW	1	1	0	1	<b>Sebastian Aho</b>	<b>2019</b>	<b>C</b>	<b>2</b>	<b>1</b>	<b>2</b>	<b>3</b>
Geoff Sanderson	1997	LW	1	1	0	1							

✱ Represented the NHL in a two-game series vs. Soviet National Team at Rendez-Vous '87.

✧ Francis was named to the 1986 Wales Conference All-Star Team but did not play due to injury.

✱ Gordie Howe played in an NHL record 23 All-Star Games, the previous 22 while he was with Detroit.

○ Eric Staal was named All-Star Game MVP as the Eastern Conf. beat the Western Conf. 8-7.

□ Became the youngest player to play in an NHL All-Star Game (18 years, 259 days).

✱ Served as captain of Team Staal.

## OLYMPIANS

PLAYER	REPRESENTED	YEAR(S)	FINISH	PLAYER	REPRESENTED	YEAR(S)	FINISH
<b>Justin Faulk</b>	<b>U.S.A.</b>	<b>2014</b>	<b>4th</b>	Zarley Zalapski	Canada	1988	4th
Andrej Sekera	Slovakia	2014	11th	Scott Young	U.S.A.	1988	7th
Alexander Semin	Russia	2014	5th	Lane MacDonald	U.S.A.	1988	7th
Tim Gleason	U.S.A.	2010	SILVER	Gord Sherven*	Canada	1984, 1988	4th, 4th
Joni Pitkanen	Finland	2010	BRONZE	James Patrick	Canada	1984	7th
Tuomo Ruutu	Finland	2010, 2014	BRONZE (2)	David A. Jensen	U.S.A.	1984	7th
Frantisek Kaberle	Czech Republic	2006	BRONZE	Mark Fusco	U.S.A.	1984	7th
Martin Gerber	Switzerland	2006	6th	Kevin Dineen	Canada	1984	4th
Eric Staal	Canada	2006, 2010	7th, GOLD	Carey Wilson	Canada	1984	4th
Erik Cole	U.S.A.	2006	8th	Dave Tippett	Canada	1984	4th
Matt Cullen	U.S.A.	2006	8th	Rob McClanahan	U.S.A.	1980	GOLD
Bret Hedican	U.S.A.	2006	8th	Mark Johnson	U.S.A.	1980	GOLD
Peter Laviolette (head coach)	U.S.A.	2006	8th	Danny Bolduc	U.S.A.	1976	4th
Doug Weight	U.S.A.	2006	8th	Steve Alley	U.S.A.	1976	4th
Sami Kapanen	Finland	1994, 1998, 2002	3rd, 3rd, 5th	Paul Hurlley	U.S.A.	1968, 1972	6th, SILVER
Tom Barrasso	U.S.A.	2002	SILVER	Mark Howe	U.S.A.	1972	SILVER
Keith Primeau	Canada	1998	4th	Tim Sheehy	U.S.A.	1972	SILVER
Ted Drury	U.S.A.	1994	8th	Kevin Ahearn	U.S.A.	1972	SILVER
Ted Crowley	U.S.A.	1994	8th	Christer Abrahamsson	Sweden	1972	4th
Manny Legace	Canada	1994	SILVER	Tommy Abrahamsson	Sweden	1972	4th
Andrej Nikolishin	Russia	1994	4th	Larry Pleau	U.S.A.	1968	6th
Robert Petrovicky	Slovakia	1994	6th	John Cunniff	U.S.A.	1968	6th
Sean Burke	Canada	1988, 1992	4th, SILVER	Tommy Williams	U.S.A.	1960	GOLD
Eric Weinrich	U.S.A.	1988	7th				

\*Injured prior to 1984 Olympic games and did not play.

## NHL AWARD WINNERS

PLAYER	SEASON	AWARD	FOR
Doug Jarvis	1986-87	Masterton Trophy	Perseverance/dedication to hockey
Peter Karmanos	1998	Lester Patrick Trophy	Service to hockey in the U.S.
Ron Francis	2001-02	Lady Byng Trophy	High level of play + sportsmanship
Ron Francis	2001-02	King Clancy Trophy	Leadership + community efforts
Ron Francis	2001-02	NHL Foundation Award	Community efforts
Cam Ward	2005-06	Conn Smythe Trophy	Most valuable player (playoffs)
Rod Brind'Amour	2005-06	Selke Trophy	Best defensive forward
Rod Brind'Amour	2006-07	Selke Trophy	Best defensive forward
Jeff Skinner	2010-11	Calder Trophy	Rookie of the year

## NHL ALL-STAR TEAM

PLAYER	SEASON	POS	TEAM
Mike Liut	1986-87	G	Second Team
Eric Staal	2005-06	C	Second Team

## NHL ALL-ROOKIE TEAM

PLAYER	SEASON	POS
Sylvain Turgeon	1983-84	G
Dana Murzyn	1985-86	D
Peter Sidorkiewicz	1988-89	G
Brad Shaw	1989-90	D
Chris Pronger	1993-94	D
Shane Willis	2000-01	RW
Jeff Skinner	2010-11	F
<b>Justin Faulk</b>	<b>2011-12</b>	<b>D</b>

## MILESTONE NHL WINS

WIN	SCORE	OPPONENT	DATE	WINNING GOAL	GOALIE
1st	6-4	Los Angeles*	10/19/79	Mark Howe	John Garrett
25th	4-1	Colorado*	3/15/80	Greg Carroll	Al Smith
50th	4-2	Minnesota*	11/7/81	Jordy Douglas	John Garrett
75th	5-2	NY Rangers*	12/4/82	Blaine Stoughton	Greg Millen
100th	6-3	Buffalo	12/21/83	Ron Francis	Ed Staniowski
200th	6-2	St. Louis*	12/10/86	Stewart Gavin	Steve Weeks
300th	4-0	St. Louis*	3/25/89	Ron Francis	Peter Sidorkiewicz
400th	5-2	St. Louis*	11/18/92	Pat Verbeek	Sean Burke
500th	1-0	New Jersey	4/4/97	Nelson Emerson	Jason Muzzatti
600th	6-1	NY Islanders	4/10/99	Sami Kapanen	Trevor Kidd
700th	6-2	Boston	2/28/02	Kevin Adams	Arturs Irbe
800th	4-3	Boston*	3/1/06	Aaron Ward	Cam Ward
900th	4-3	NY Islanders	10/25/08	Chad LaRose	Cam Ward
1,000th	6-4	Toronto*	1/24/11	Jeff Skinner	Cam Ward
1,100th	3-0	Florida	3/27/14	Jiri Tlustý	Anton Khudobin
1,200th	4-3	Florida	3/21/17	Jeff Skinner	Cam Ward

\*Indicates home game

# NHL DRAFT HISTORY

## 1979 ENTRY DRAFT (6 ROUNDS)

General Manager: Jack Kelley | Player Personnel Director: Bill Dineen

ROUND/OVERALL/PLAYER	POS	TEAM
1 18 Allison, Ray	RW	Brandon (WHL)
2 39 Smith, Stuart	D	Peterborough (OHL)
3 60 Nachbaur, Don	LW	Billings (WHL)
4 81 Neufeld, Ray	RW	Edmonton (WHL)
5 102 Renaud, Mark	D	Niagara (OHL)
6 123 McDonald, Dave	LW	Brandon (WHL)

## 1980 ENTRY DRAFT (10 ROUNDS)

General Manager: Jack Kelley | Player Personnel Director: Bill Dineen

ROUND/OVERALL/PLAYER	POS	TEAM
1 8 Arthur, Fred	D	Cornwall (QMJHL)
2 29 Galarneau, Michel	C	Hull (QMJHL)
3 50 Volcan, Mickey	D	North Dakota (WCHA)
4 71 McClelland, Kevin	RW	Niagara (OHL)
5 92 Jensen, Darren	G	North Dakota (WCHA)
6 113 Cerri, Mario	C	Ottawa (OHL)
7 134 Martin, Mike	D	Sudbury (OHL)
8 155 Denat, Brent	LW	Michigan Tech (WCHA)
9 176 Fricker, Paul	G	Michigan (WCHA)
10 197 Bokshowan, Lorne	C	Saskatoon (WHL)

## 1981 ENTRY DRAFT (10 ROUNDS)

General Manager: Larry Pleau | Player Personnel Director: Bill Dineen

ROUND/OVERALL/PLAYER	POS	TEAM
1 4 Francis, Ron	C	Sault Ste. Marie (OHL)
2 25		Traded to CHI (Kevin Griffen) in Mike Veisor trade.
3 46		Traded to MTL (Dieter Hegen) in Rick Meagher trade.
3* 61 McDermid, Paul	C	Windsor (OHL)
		Acquired pick from MTL in Rick Meagher trade.
4 67 Hoffman, Mike	LW	Brantford (OHL)
5 88		Traded to MTL (Steve Rooney) in Rick Meagher trade.
5* 93 Maguire, Bill	D	Niagara (OHL)
		Acquired pick from NYR in Nick Fotiu trade.
6 109		Traded to PIT (Paul Edwards) in Gilles Lupien trade.
7 130 Mokosak, John	D	Victoria (WHL)
8 151 Dore, Dennis	RW	Chicoutimi (QMJHL)
9 172 Poeschl, Jeff	G	N. Michigan (CCHA)
10 193 Power, Larry	C	Kitchener 'B' (OPJHL)

## 1982 ENTRY DRAFT (12 ROUNDS)

General Manager: Larry Pleau | Player Personnel Director: Bill Dineen

ROUND/OVERALL/PLAYER	POS	TEAM
1 4		Traded to PHI (Ron Sutter) in Rick MacLeish trade.
1* 14 Lawless, Paul	LW	Windsor (OHL)
		Pick acquired from PHI in Rick MacLeish trade.
2 25		Traded to PHI in Norm Barnes trade.
		Later transferred to TOR (Peter Ihnacek).
2* 35 Paterson, Mark	D	Ottawa (OHL)
		Pick acquired from PHI in Rick MacLeish trade.
3 46		Traded to PHI (Miroslav Dvorak) in Rick MacLeish trade.
3* 56 Dineen, Kevin	RW	Denver (WCHA)
		Pick acquired from PHI in Rick MacLeish trade.
4 67 Samuelsson, Ulf	D	Leksands (Sweden)
5 88 Ferraro, Ray	C	Penticton 'B' (BCJHL)
6 109 Gilhen, Randy	LW	Winnipeg (WHL)
7 130 Johansson, Jim	C	Rochester May H.S.
8 151 Krampotich, Mickey	C	Hibbing H.S.
9 172 Skilliter, Kevin	D	Cornwall (OHL)
10 193		Traded to NYR (Simo Saarinen) in Chris Kotsopoulos trade.
11 214 Linse, Martin	C	Djurgardsen (Sweden)
12 234 Cameron, Randy	D	Winnipeg (WHL)

## 1983 ENTRY DRAFT (12 ROUNDS)

General Manager: Emile Francis | Player Personnel Director: Steve Brklacich

ROUND/OVERALL/PLAYER	POS	TEAM
1 2 Turgeon, Sylvain	LW	Hull (QMJHL)
1* 20 Jensen, David A.	C	Lawrence Academy
		Pick acquired from PHI in Mark Howe trade.
2 23 Siren, Ville	D	Ilves (Finland)
3 44		Traded to PHI in Mark Howe trade.
3* 62 Karlsson, Leif	D	Mora (Sweden)
		Pick acquired from EDM
4 65 MacLean, Dave	RW	Belleville (OHL)
4* 72 Chykowski, Ron	C	St. Albert (AJHL)
		Pick acquired from QUE in John Garrett trade.
5 86		Traded to NYI (Bob Caulfield) in Gary Howatt trade.
6 107 Johnson, Brian	D	Silver Bay H.S.
7 128 Reekie, Joe	D	North Bay (OHL)
8* 148 DuPerron, Chris	D	Chicoutimi (QMJHL)
8 149 Falle, James	G	Clarkson (ECAC)
		Pick acquired from PIT in Rick MacLeish trade.
9 170 Fordy, Bill	LW	Guelph (OHL)
10 191		Traded to TOR (Greg Rolston) in Paul Marshall trade.
10* 201 Karlsson, Reine	LW	Sodertalje (Sweden)
		Pick acquired from NYR in Rob McClanahan trade.
11 212 Acton, Allan	LW	Saskatoon (WHL)
12 233 Kaminski, Darcy	D	Lethbridge (WHL)

## 1984 ENTRY DRAFT (12 ROUNDS)

General Manager: Emile Francis | Player Personnel Director: Steve Brklacich

ROUND/OVERALL/PLAYER	POS	TEAM
1 5		Traded to MTL (Peter Svoboda) in Pierre Larouche trade.
1* 11 Cote, Sylvain	D	Quebec (QMJHL)
		Pick acquired from MTL in Pierre Larouche trade.
2 26		Traded to MTL in Pierre Larouche trade. Later transferred to STL (Brian Benning).
3 47		Traded to PHI (John Stevens).
4 68		Traded to WIN (Chris Mills) in Norm Dupont trade.
5 89		Traded to MIN (Jiri Poner) in Mark Johnson trade.
6 110 Millar, Mike	RW	Brantford (OHL)
7 131 Vellucci, Mike	D	Belleville (OHL)
8 152		Traded to DET (Lars Karlsson) in Brad Shaw trade.
9 173 Devereaux, John	C	Scituate H.S.
10 193 Regan, Brent	RW	St. Albert Jr. Saints (AJHL)
11 214 Culhane, Jim	D	W Michigan (CCHA)
12 234 Abrie, Peter	G	North Bay (OHL)

## 1985 ENTRY DRAFT (12 ROUNDS)

General Manager: Emile Francis | Player Personnel Director: Steve Brklacich

ROUND/OVERALL/PLAYER	POS	TEAM
1 5 Murzyn, Dana	D	Calgary (WHL)
2 26 Whitmore, Kay	G	Peterborough (OHL)
3 47		Traded to MTL (Rocky Dundas) in Pierre Larouche trade.
3 58		Acquired pick from MTL in Pierre Larouche trade.
		Traded to PIT (Bruce Racine) in Greg Malone trade.
4 68 Callahan, Gary	C	Belleville (OHL)
5 89		Traded to NYI (Tommy Hedlund) in Steve Stoyanovich trade.
6 110 Churla, Shane	RW	Medicine Hat (WHL)
7 131 Brant, Chris	LW	Sault Ste. Marie (OHL)
8 152 Puhalsky, Brian	LW	Notre Dame H.S.
9 173 Dornbach, Greg	C	Miami (OH) (CCHA)
10 194 Tory, Paul	C	University III-Chicago (CCHA)
11 215 Palvoski, Jerry	D	Harvard (ECAC)
12 236 Hill, Bruce	LW	Denver (WCHA)



# NHL DRAFT HISTORY

## 1986 ENTRY DRAFT (12 ROUNDS)

General Manager: Emile Francis | Player Personnel Director: Steve Brklacich

ROUND/OVERALL/PLAYER	POS	TEAM
1 11 <b>Young, Scott</b>	RW	Boston Univs. (Hockey East)
2 32 <b>Laforge, Marc</b>	D	Kingston (OHL)
3 53		Traded to NYR (Shawn Clouston) in Steve Weeks trade.
4 74 <b>Chapman, Brian</b>	D	Belleville (OHL)
5 95 <b>Horn, Bill</b>	G	W. Michigan (CCHA)
6 116 <b>Quinn, Joe</b>	RW	Calgary (WHL)
7 137 <b>Torrel, Steve</b>	C	Hibbing H.S.
8 158 <b>Hoover, Ron</b>	C	W. Michigan (CCHA)
9 179 <b>Glasgow, Robert</b>	RW	Sherwood Park H.S.
10 200 <b>Evoy, Sean</b>	G	Cornwall (OHL)
11 221 <b>Brown, Cal</b>	D	Penticton H.S.
12 242 <b>Verbeek, Brian</b>	C	Kingston (OHL)

## 1987 ENTRY DRAFT (12 ROUNDS)

General Manager: Emile Francis | Player Personnel Director: Steve Brklacich

ROUND/OVERALL/PLAYER	POS	TEAM
1 18 <b>Hull, Jody</b>	RW	Peterborough (OHL)
2 39 <b>Burt, Adam</b>	D	North Bay (OHL)
3 60		Traded to CHI (Mike Dagenais) in Bill Gardner trade.
4 81 <b>Yake, Terry</b>	C	Brandon (WHL)
5 102 <b>Rousseau, Marc</b>	D	Denver (WCHA)
6 123 <b>St. Cyr, Jeff</b>	D	Michigan Tech (WCHA)
7 144 <b>Wolf, Greg</b>	D	Buffalo Regal Midget
8 165 <b>Moore, John</b>	C	Yale University (ECAC)
9 186 <b>Day, Joe</b>	LW	St. Lawrence (ECAC)
10 207		Traded to STL (Andy Cesarski) in Pat Hughes trade.
11 228 <b>Sullivan, Kevin</b>	RW	Princeton (ECAC)
12 249 <b>Laurin, Steve</b>	G	Dartmouth (ECAC)

## 1988 ENTRY DRAFT (12 ROUNDS)

General Manager: Emile Francis | Player Personnel Director: Steve Brklacich

ROUND/OVERALL/PLAYER	POS	TEAM
1 11 <b>Govedaris, Chris</b>	LW	Toronto (OHL)
2 32 <b>Richter, Barry</b>	D	Culver Academy
3 53		Traded to EDM (Trevor Sim) in Dave Semenko trade.
4 74 <b>Dyer, Dean</b>	C	Lake Superior (CCHA)
5 95 <b>Morrow, Scott</b>	LW	Norwood Prep
6 116 <b>Beaulieu, Corey</b>	D	Seattle (WHL)
7 137 <b>Russell, Kerry</b>	RW	Michigan State (CCHA)
8 158 <b>Burke, Jim</b>	D	U. Maine (Hockey East)
9 179 <b>Hirth, Mark</b>	C	Michigan State (CCHA)
10 200 <b>Bucsis, Wayne</b>	RW	Prince Albert
11 221 <b>White, Bob</b>	D	St. Lawrence (ECAC)
12 242 <b>Slatalla, Dan</b>	LW	Deerfield Academy

## 1989 ENTRY DRAFT (12 ROUNDS)

General Manager: Ed Johnston | Player Personnel Director: Ken Schinkel

ROUND/OVERALL/PLAYER	POS	TEAM
1 10 <b>Holik, Robert</b>	C	Jihlava (Czech)
2 31		Traded to STL (Rick Corriveau) in Charles Bourgeois trade.
3 52 <b>Atcheynum, Blair</b>	RW	Moose Jaw (WHL)
4 73 <b>McKenzie, Jim</b>	LW	Victoria (WHL)
5 94 <b>Black, James</b>	C	Portland (WHL)
6 115 <b>Bechard, Jerome</b>	LW	Moose Jaw (WHL)
7 136 <b>Daniels, Scott</b>	LW	Regina (OHL)
8 157 <b>Saumirer, Ray</b>	RW	Trois-Rivieres (QMJHL)
9 178 <b>Picard, Michel</b>	LW	Trois-Rivieres (QMJHL)
10 199 <b>Buchanan, Trevor</b>	LW	Kamloops (WHL)
11 220 <b>Battice, John</b>	D	London (OHL)
12 241 <b>Kasowski, Peter</b>	C	Swift Current (WHL)

## 1990 ENTRY DRAFT (12 ROUNDS)

General Manager: Ed Johnston | Player Personnel Director: Ken Schinkel

ROUND/OVERALL/PLAYER	POS	TEAM
1 15 <b>Greig, Mark</b>	RW	Lethbridge (WHL)
2 36 <b>Sanderson, Geoff</b>	LW	Swift Current (WHL)
3 57 <b>Lenarduzzi, Mike</b>	G	Sault Ste. Marie (OHL)
4 78 <b>Bright, Chris</b>	C	Moose Jaw (OHL)
5 99		Traded to NYR (Lubos Rob) in Brian Lawton trade.
6 120 <b>Keenan, Cory</b>	D	Kitchener (OHL)
7 141 <b>Baca, Jergus</b>	D	Kosice (Czech)
8 162 <b>D'Orsonnens, Martin</b>	D	Clarkson (ECAC)
9 183 <b>Osmak, Corey</b>	C	Nippawan Tier II
10 204 <b>Knutsen, Espen</b>	C	Valerengen (Norway)
11 225 <b>Erikson, Tommie</b>	D	Prince Albert (WHL)
12 246 <b>Chalifoux, Denis</b>	C	Laval (QMJHL)

## 1991 ENTRY DRAFT (12 ROUNDS)

General Manager: Ed Johnston | Player Personnel Director: Ken Schinkel

ROUND/OVERALL/PLAYER	POS	TEAM
1 9 <b>Poulin, Patrick</b>	LW	St. Hyac in the (QMJHL)
2 31 <b>Hamrlík, Martin</b>	D	TJ Zin (Czech)
3 53 <b>Hall, Todd</b>	D	Hamden H.S.
3* 59 <b>Nylander, Michael</b>	C	Aik Solna (Sweden)
		Pick acquired from NYR in Carey Wilson trade.
4 75 <b>Storm, Jim</b>	LW	Michigan Tech (WCHA)
5 97		Traded to MIN (Mike Kennedy) at draft for future considerations.
		MIN later sent Jukka Suomalainen.
6 119 <b>Harding, Mike</b>	RW	Northern Mich. (CCHA)
7 141 <b>Mueller, Brian</b>	D	Clarkson (ECAC)
8 163 <b>Yule, Steve</b>	D	Kamloops (WHL)
9 185 <b>Belanger, Chris</b>	D	Western Mich. (CCHA)
10 207 <b>Currie, Jason</b>	G	Clarkson (ECAC)
11 229 <b>Santonelli, Mike</b>	C	Matignon H.S.
12 251 <b>Peters, Rob</b>		

## 1992 ENTRY DRAFT (11 ROUNDS)

General Manager: Brian Burke | Player Personnel Director: Kevin Maxwell

ROUND/OVERALL/PLAYER	POS	TEAM
1 9 <b>Petrovicky, Robert</b>	C	Dukla Trencin (Czech)
2 33		Traded to MTL (Valeri Bure) in Andrew Cassels trade.
2* 47 <b>Nikolishin, Andrei</b>	LW	Dynamo Moscow
		Pick acquired from WSH in Sylvain Cote trade.
3 57 <b>Vopat, Jan</b>	D	Litvinov
4* 79 <b>Smyth, Kevin</b>	LW	Moose Jaw (WHL)
		Pick acquired from PHI for Kevin Dineen trade.
4 81 <b>McBain, Jason</b>	D	Portland (WHL)
5 105		Traded to NYI (Ryan Duthie) in Marc Bergevin trade.
6 129		Traded to CGY (Joel Bouchard) in Paul Fenton trade.
6* 143 <b>Reid, Jarret</b>	C	Sault Ste. Marie (OHL)
		Pick acquired from WSH in Dave Tippett trade.
7 153 <b>Belanger, Ken</b>	LW	Ottawa (OHL)
8 177 <b>Korotkov, Konstatin</b>	C	Spartak
9 201 <b>Zwakman, Greg</b>	D	Edina
10 225 <b>Halko, Steve</b>	D	Thornhill Jr. A
11 249 <b>Esbjors, Joacim</b>	D	Vastra Frolunda

## 1993 ENTRY DRAFT (11 ROUNDS)

General Manager: Brian Burke | Player Personnel Director: Kevin Maxwell

ROUND/OVERALL/PLAYER	POS	TEAM
1* 2 <b>Pronger, Chris</b>	D	Peterborough (OHL)
		Pick acquired from SJ for a first, second, and third picks in 1993 Draft and future considerations (Sergei Makarov).
1 6		Traded to SJ (Victor Kozlov) in Chris Pronger trade.
2 32		Traded to NJ (Jay Pandolfo) in Sean Burke trade.
2* 45		Pick acquired from TOR in John Cullen trade. Traded to SJ (Vlastimil Kroupa) in Chris Pronger trade.
3 58		Traded to SJ (Ville Peltonen) in Chris Pronger trade.
3* 72 <b>Malik, Marek</b>	D	Vitkovice
		Pick acquired from VAN in Murray Craven trade.
4 84 <b>Roenick, Trevor</b>	RW	Boston Jr. Bruins
5 110		Traded to VAN (Scott Walker) in Murry Craven trade.
5* 115 <b>Pratt, Nolan</b>	D	Portland (WHL)
		Pick acquired from VAN in Kay Whitmore trade.
6 136		Traded to MIN (Rick Mrozik) in Allen Pedersen trade.
7 162		Traded to NYR (Sergei Kondrashkin) in Tim Kerr trade.
8 188 <b>Legace, Manny</b>	G	Niagara (OHL)
9 214 <b>Gorenko, Dimitri</b>	LW	CSKA
10 240 <b>Swinson, Wes</b>	D	Kitchener (OHL)
11 266 <b>Chibiryev, Igor</b>	LW	Fort Wayne (IHL)

# NHL DRAFT HISTORY

## 1994 ENTRY DRAFT (11 ROUNDS)

General Manager: Jim Rutherford | Player Personnel Director: Bruce Haralson

ROUND/OVERALL/PLAYER	POS	TEAM
1 5	<b>O'Neill, Jeff</b>	C Guelph (OHL)
2 31	Traded to FLA (Jason Podollan) in Chris Pronger trade.	
3 57	Traded to PIT (Sven Butenschon) in Frank Pieterangelo trade.	
4 83	<b>Domenichelli, Hnat</b>	LW Kamloops (WHL)
5 109	Risidore, Ryan	D Guelph (OHL)
6 135	Traded to NYR (Yuri Litvinov) in Darren Turcotte trade.	
7 161	Traded to PIT (Serge Aubin) in Frank Pieterangelo trade.	
8 187	Buckley, Tom	C St. Joseph H.S.
9 213	Halfnight, Ashlin	D Harvard (ECAC)
9* 230	Ball, Matt	RW Detroit (OHL)
	Pick acquired from TOR in Ken Belanger trade.	
10 239	Regan, Brian	G Westminster
11 265	Nimigon, Steve	LW Niagara (OHL)

## 1995 ENTRY DRAFT (9 ROUNDS)

General Manager: Jim Rutherford | Player Personnel Director: Sheldon Ferguson

ROUND/OVERALL/PLAYER	POS	TEAM
1 9	Traded to BOS (Kyle McLaren) in Glen Wesley trade.	
1* 13	<b>Giguere, J.S.</b>	G Halifax (QMJHL)
	Pick acquired from NYR in Pat Verbeek trade.	
2 35	Fedotov, Sergei	D Dynamo Moscow
3 61	Traded to CHI in Jocelyn Lemieux trade. Pick transferred to VAN (Larry Courville).	
4* 85	MacNeil, Ian	C Oshawa (OHL)
	Pick acquired from LA in Jan. Vopat trade.	
4 87	<b>Kapanen, Sami</b>	LW HIFK Helsinki
5 113	Hamilton, Hugh	D Spokane (WHL)
6 139	Traded to TOR (Doug Bonner) in Ted Crowley trade.	
7 165	<b>Ritchie, Byron</b>	LW Lethbridge (WHL)
8 191	Kostolny, Milan	RW Detroit (OHL)
9 217	<b>Rucinski, Mike</b>	D Detroit (OHL)

## 1996 ENTRY DRAFT (9 ROUNDS)

General Manager: Jim Rutherford | Player Personnel Director: Sheldon Ferguson

ROUND/OVERALL/PLAYER	POS	TEAM
1 8	Traded to BOS (Johnathan Aitken) in Glen Wesley trade.	
2 34	Wasylyuk, Trevor	LW Medicine Hat (WHL)
3 61	Petrunin, Andrei	LW CSKA Moscow
4 88	<b>MacDonald, Craig</b>	C Harvard (ECAC)
4* 104	Wasylo, Steve	C Detroit (OHL)
	Pick acquired from NYR in Pat Verbeek trade.	
5 116	McMahon, Mark	D Kitchener (OHL)
6 143	Baker, Aaron	G Tri-City (WHL)
7 171	<b>Kuznik, Greg</b>	D Seattle (WHL)
8 197	March, Kevin	LW Calgary (WHL)
9 223	<b>Adams, Craig</b>	RW Harvard (ECAC)
9* 231	Rakhmatullin, Ashkat	LW
	Pick acquired from TB in Jeff Reese trade.	

## 1997 ENTRY DRAFT (9 ROUNDS)

General Manager: Jim Rutherford | Player Personnel Director: Sheldon Ferguson

ROUND/OVERALL/PLAYER	POS	TEAM
1 8	Traded to BOS (Sergei Samsonov) in Glen Wesley trade.	
1* 22	<b>Tselios, Nikos</b>	D Belleville (OHL)
	Pick acquired from DET in Brendan Shanahan trade.	
1* 23	Pick acquired from PHI in Paul Coffey trade. Traded to SJ (Scott Hannan) for 1997 second round pick (Brad DeFauw) and 1998 third round pick.	
2* 28	<b>Defauw, Brad</b>	LW North Dakota (WCHCA)
	Pick acquired from SJ in draft day position swap at 1997 NHL Draft.	
2* 51	Pick acquired from NJ in Jocelyn Lemieux trade. Traded to CGY in Steve Chiasson trade.	
2 34	Pick traded to VAN (Ryan Bonni) in Jeff Brown trade.	
3 62	Traded to PHI (Kris Mallette) in Paul Coffey trade.	
3* 80	Lessard, Francis	D Val D'Or (QMJHL)
	Pick acquired from CGY in Hnat Domenichelli trade.	
	CGY had acquired the pick from COL.	
4 88	<b>Willis, Shane</b>	RW Lethbridge (WHL)
5 115	Traded to NYI (Adam Edinger) in Derek King trade.	
6 142	Dafoe, Kyle	D Owen Sound (OHL)
7 169	Merrick, Andrew	C Michigan (WCHA)
	Pick traded to PHI in Kevin Dineen trade. Pick reacquired from PHI in Paul Coffey trade.	
8* 195	<b>Nordgren, Niklas</b>	LW Modo Ornskoldsvik
	NHL Compensatory pick for Scott Daniels signing by PHI.	
8 199	Fitzgerald, Randy	D Detroit (OHL)
9 225	McDonnell, Kent	C Guelph (OHL)

## 1998 ENTRY DRAFT (9 ROUNDS)

General Manager: Jim Rutherford | Player Personnel Director: Sheldon Ferguson

ROUND/OVERALL/PLAYER	POS	TEAM
1 11	<b>Jeff Heerema</b>	RW Sarnia (OHL)
2 39	Traded to New Jersey (later traded to Dallas-Stars selected John Erskine) in Jeff Brown trade.	
3 70	Kevin Holdridge	D Plymouth (OHL)
	Pick acquired from San Jose in draft pick trade of 1997	
3* 62	Pick acquired from Vancouver in Jeff Brown trade.	
	Pick traded to Calgary in Steve Chiasson trade (Paul Manning).	
3* 71	<b>Erik Cole</b>	LW Clarkson (ECAC)
4* 91	<b>Josef Vasicek</b>	C Slavia Praha Jr (Czech.)
	Pick acquired from Anaheim in Mark Janssens trade.	
4* 93	<b>Tommy Westlund</b>	RW Sweden
	Pick acquired from the New York Rangers in Jason Muzzatti trade.	
4 97	Chris Madden	G Guelph (OHL)
5 126	Traded to Chicago (later traded to Toronto-Leafs select Morgan Warren) in Enrico Ciccone trade.	
6 157	Traded to St. Louis (Brad Voth) in Steve Leach trade.	
7 184	Donald Smith	C Clarkson (ECAC)
8* 208	<b>Jaroslav Svoboda</b>	RW Czech.
	Pick acquired from Toronto in Kelly Chase trade.	
8 211	Mark Kosick	C Michigan (CCHA)
9 239	Brent McDonald	C Red Deer (WHL)

## 1999 ENTRY DRAFT (9 ROUNDS)

General Manager: Jim Rutherford | Player Personnel Director: Sheldon Ferguson

ROUND/OVERALL/PLAYER	POS	TEAM
1 16	<b>David Tanabe</b>	D Wisconsin (WCHA)
2 49	<b>Bret Lysak</b>	C Regina (WHL)
3 84	<b>Brad Fast</b>	D Prince George (BCJHL)
4 113	Ryan Murphy	LW Bowling Green (CCHA)
4* 121	Pick acquired from Toronto in Jeff Brown trade. Pick traded to Nashville in Eric Fichaud trade (Yevgeny Pavlov).	
5 142	Pick traded to Colorado in Randy Petruk trade. Colorado selected William Magnuson.	
6 174	<b>Damian Surma</b>	LW Plymouth (OHL)
7 202	Jim Baxter	D Oshawa (OHL)
8 231	David Evans	RW Clarkson (ECAC)
8 237	Antti Jokela	G Finland
	Pick acquired from Philadelphia in Francis Lessard trade.	
9 259	Yauheni Kurylin	C Belarus

# NHL DRAFT HISTORY

## 2000 ENTRY DRAFT (9 ROUNDS)

General Manager: Jim Rutherford | Player Personnel Director: Sheldon Ferguson

ROUND/OVERALL/PLAYER	POS	TEAM
1 14		Pick traded to Colorado in Sandis Ozolinsh trade (Vaclav Nedorost).
2* 32	<b>Tomas Kurka</b> LW	Plymouth (OHL)
		Pick acquired from Colorado in Sandis Ozolinsh trade
2 47		Pick traded to Colorado in Sandis Ozolinsh trade (Jared Aulin).
2* 63		Pick acquired from Philadelphia in Rod Brind'Amour trade.
		Pick traded to Colorado in Sandis Ozolinsh trade (Argis Saviels).
3 80	<b>Ryan Bayda</b> LW	North Dakota (WCHA)
4* 90	<b>Niclas Wallin</b> D	Brynas Gavle (Sweden)
		Pick acquired from Atlanta in draft day trade.
4* 108		Pick acquired from Anaheim in Dave Karpa trade. Pick traded to Atlanta in draft day trade (Blake Robson).
4 110	Jared Newman D	Plymouth (OHL)
5* 147		Pick acquired as compensation for Ray Sheppard. Pick traded to Atlanta in draft day trade (Matt McRae).
5* 148		Pick traded to Philadelphia in Rod Brind'Amour trade. Pick later traded to NY Islanders in Gino Odjick trade. (Kristofer Ottoson).
6 181	Justin Forrest D	US National U-18.
7 212	Magnus Kahnberg F	Frolunda (Sweden)
8* 235	Craig Kowalski G	Compuware (NAHL)
		Compensatory pick for Kevin Dineen.
8 244		Pick traded to Atlanta in draft day trade (Eric Bowen).
9 276	Troy Ferguson C	Michigan State (CCHA)

## 2001 ENTRY DRAFT (9 ROUNDS)

General Manager: Jim Rutherford | Player Personnel Director: Sheldon Ferguson

ROUND/OVERALL/PLAYER	POS	TEAM
1 15	Igor Knyazev D	Spartak (Russia)
2 46	<b>Michael Zigomanis</b> C	Kingston (OHL)
3* 79		Pick traded to the Minnesota Wild in the Scott Pellerin trade.
		Pick later traded to the NY Rangers (Garth Murray).
3* 91	Kevin Estrada F	Chilliwack (BCJHL)
		Compensatory pick for Gary Roberts.
4* 110	Rob Zepp G	Plymouth (OHL)
		Pick acquired from Philadelphia for a third-round pick in 2002.
4* 113		Pick traded to NY Rangers in Rob DiMaio, Darren Langdon trade (Bryce Lampman).
5* 149		Pick traded to Colorado in Chris Dingman trade (Mikko Viitanen).
6 181	Daniel Boisclair G	Cape Breton (QMJHL)
7 211	Sean Curry D	Tri-City (WHL)
8 244	Carter Trevisani D	Ottawa (OHL)
9 274	Peter Reynolds D	North Bay (OHL)

## 2002 ENTRY DRAFT (9 ROUNDS)

General Manager: Jim Rutherford | Player Personnel Director: Sheldon Ferguson

ROUND/OVERALL/PLAYER	POS	TEAM
1 25	<b>Cam Ward</b> G	Red Deer (WHL)
2 58		Pick traded to Detroit in Aaron Ward trade (Jiri Hudler).
3* 91	Jesse Lane D	Hull (QMJHL)
		Pick traded to Philadelphia for a fourth-round pick in 2001 (Rob Zepp). Re-acquired by Carolina for a sixth-round pick in 2002 and a third-round pick in 2003.
4* 124		Pick traded to St. Louis in the Sean Hill deal. Later traded to Atlanta (Lane Manson).
5* 155		Pick acquired as compensation for Scott Pellerin. Pick traded to Minnesota (Armands Berzins).
5 160	Daniel Manzato G	Victoriaville (QMJHL)
6* 174		Pick acquired as compensation for Rob DiMaio. Pick traded to Tampa Bay (Karri Akkanen) for a fourth-round pick in 2003.
6* 192		Pick traded to Philadelphia (Nikita Korovkin) along with third-round pick in 2003 for a third-round pick in 2002.
7 224	Adam Taylor C	Kootenay (WHL)
8* 255		Pick traded to Tampa Bay (Ryan Craig) for a fourth-round pick in 2003.
8* 256		Pick acquired from Philadelphia. Pick traded to Tampa Bay (Darren Reid) for a fourth-round pick in 2003.
9 286		Pick traded to Tampa Bay (Alexei Glukhov) for a fourth-round pick in 2003.

## 2003 ENTRY DRAFT (9 ROUNDS)

General Manager: Jim Rutherford | Player Personnel Director: Sheldon Ferguson

ROUND/OVERALL/PLAYER	POS	TEAM
1 2	<b>Eric Staal</b> C	Peterborough (OHL)
2 31	<b>Danny Richmond</b> D	Michigan (CCHA)
3* 69		Pick traded to Philadelphia (Colin Fraser) along with Carolina's sixth-round pick in 2002 (Nikita Korovkin) in exchange for Carolina's 2002 third-round pick (Jesse Lane), which was previously traded to Philadelphia.
4 102	Aaron Dawson D	Peterborough (OHL)
4* 126	Kevin Nastiuk G	Medicine Hat (WHL)
		Pick acquired from Toronto in exchange for Tom Barrasso.
4* 130	Matej Trojovský D	Regina (WHL)
		Pick acquired from Tampa Bay in exchange for the Hurricanes' sixth-round pick, two eighth-round picks and ninth-round pick in the 2002 NHL Entry Draft.
5* 137	Tyson Strachan D	Vernon (BCJHL)
		Pick acquired as compensation for Martin Gelinás
5 138		Pick traded to Columbus (Arsi Piispanen) along with Carolina's sixth-round pick in 2003 in exchange for a fourth-round pick in the 2004 NHL Entry Draft.
6 168		Pick traded to Columbus (Lukas Bolf) along with Carolina's fifth-round pick in 2003 in exchange for a fourth-round pick in the 2004 NHL Entry Draft.
7 198	Shay Stephenson LW	Red Deer (WHL)
8 230	Jamie Hoffmann C	Des Moines (USHL)
9 262	Ryan Rorabeck C	Tor. St. Michael's (OHL)

## 2004 ENTRY DRAFT (9 ROUNDS)

General Manager: Jim Rutherford | Player Personnel Director: Sheldon Ferguson

ROUND/OVERALL/PLAYER	POS	TEAM
1* 4	<b>Andrew Ladd</b> L	Calgary (WHL)
		Pick acquired from Columbus in exchange for Carolina's first-round pick in 2004 and a second-round pick in 2004.
1* 8		Pick traded to Columbus (Alexandre Picard) in draft-day trade.
2 38	<b>Justin Peters</b> G	Tor. St. Michael's (OHL)
2* 59		Pick traded to Columbus (Kyle Wharton) in draft-day trade. Was acquired from Toronto in exchange for Glen Wesley in March 2003.
3* 69	<b>Casey Borer</b> D	St. Cloud St. (WCHA)
		Pick acquired from Colorado in Bob Boughner trade. Colorado acquired pick from Washington along with Steve Konowalchuk in exchange for Bates Battaglia and Jonas Johansson.
3 74		Pick traded to Anaheim (Kyle Klubertanz) in Martin Gerber trade.
4 106		Pick traded to Atlanta (Chad Painchaud) in exchange for Atlanta's third-round pick in 2005.
4* 109	<b>Brett Carson</b> D	Calgary (WHL)
		Pick acquired from Atlanta in exchange for Janie Hurme.
4* 121		Pick traded to Calgary (Kristopher Hogg) for Bob Boughner. Pick originally acquired from Columbus in a 2003 draft-day trade. Columbus had previously acquired the pick from New Jersey.
5 137	Magnus Akerlund G	HV 71 Jr. (Swedish Jr.)
6 171		Traded to Philadelphia (Frederik Cabana) in Marty Murray trade.
7 202	Ryan Pottruff D	London (OHL)
8 235	Jonas Fiedler RW	Plymouth (OHL)
9 268	Martin Vagner D	Gatineau (QMJHL)

# NHL DRAFT HISTORY

## 2005 ENTRY DRAFT (7 ROUNDS)

General Manager: Jim Rutherford | Player Personnel Director: Sheldon Ferguson

ROUND/OVERALL/PLAYER	POS	TEAM
1 3 Jack Johnson	D	US National U-18 (USA)
2 58 Nathan Hagemo	D	Univs. of Minnesota (WCHA)
3 64 Joe Barnes	C	Saskatoon (WHL)
3* 69		Pick acquired from Atlanta in exchange for the 106th pick in 2004. Traded to Calgary (Gord Baldwin) in exchange for Mike Commodore.
3* 78		Pick acquired from Phoenix as part of trade for Danny Markov. Later traded to Nashville in exchange for Andrew Hutchinson.
4* 94 Jakub Vojta	D	Sparta Jr. (Czech Jr.)
4* 101		Pick acquired from Dallas in exchange for Jaroslav Svoboda. Pick acquired from Toronto for Ron Francis. Later traded to Columbus for Derrick Walser and a fourth-round pick in 2006.
4 123 Ondrej Otčenáš	LW	Trencin Jr. (Svk Jr.)
5* 128		Pick sent to Calgary (Kevin Lalonde) since Colorado re-signed Bob Boughner. Carolina received Colorado's 2005 fifth-round pick in return as part of the Boughner-Chris Bahen trade.
5* 145 Timothy Kunes	D	N.E. JR. Falcons (EJHL)
5* 159 Risto Korhonen	D	Karpat Jr. (Fin. Jr.)
6 192 <b>Nicolas Blanchard</b>	LW	Chicoutimi (QMJHL)
7 198 Kyle Lawson	D	US National U-18 (USA)

## 2006 ENTRY DRAFT (7 ROUNDS)

General Manager: Jim Rutherford | Player Personnel Director: Sheldon Ferguson

ROUND/OVERALL/PLAYER	POS	TEAM
1* 30		Pick traded to St. Louis in the Doug Weight trade (January 30, 2006) and later traded to New Jersey (Matthew Corrente)
2 63 <b>Jamie McBain</b>	D	U.S. National U-18 (USA)
3 93 Harrison Reed	RW	Sarnia (OHL)
4* 99		Pick acquired from Columbus as part of a 2005 draft-day trade. Pick traded to Chicago as part of trade for Anton Babchuk. Chicago traded the pick to Toronto and Toronto selected James Reimer.
4* 106		Pick acquired from Toronto on draft day 2005 in exchange for Jeff O'Neill and later traded to St. Louis, January 30, 2006 (Reto Berra).
4 123 Bobby Hughes	C	Kingston (OHL)
5 153 Stefan Chaput	C	Lewiston (QMJHL)
6 183 Nick Dodge	RW	Clarkson (ECAC)
7 213 Justin Krueger	D	Penticton (BCHL)

## 2007 ENTRY DRAFT (7 ROUNDS)

General Manager: Jim Rutherford | Player Personnel Director: Sheldon Ferguson

ROUND/OVERALL/PLAYER	POS	TEAM
1 11 <b>Brandon Sutter</b>	C/RW	Red Deer (WHL)
2* 41		Pick traded to Pittsburgh in Mark Recchi trade (March 9, 2006). Later traded to San Jose and later traded to Philadelphia. Philadelphia selected Kevin Marshall.
3 72 <b>Drayson Bowman</b>	C/LW	Spokane (WHL)
4* 96		Pick acquired from Chicago in Anton Babchuk trade (January 20, 2007). Later traded to St. Louis in Doug Weight trade. St. Louis selected Cade Fairchild.
4 102 Justin McCrae	C	Saskatoon (WHL)
5 132 <b>Chris Terry</b>	LW	Plymouth (OHL)
6 162 <b>Brett Bellemore</b>	D	Plymouth (OHL)
7* 192		Pick traded to Montreal in Michael Leighton trade (June 23, 2007). Montreal selected Scott Kishel.

## 2008 ENTRY DRAFT (7 ROUNDS)

General Manager: Jim Rutherford | Player Personnel Director: Tony MacDonald

ROUND/OVERALL/PLAYER	POS	TEAM
1 14 <b>Zach Boychuk</b>	C	Lethbridge (WHL)
2 45 <b>Zac Dalpe</b>	C/RW	Penticton (BCHL)
3* 75		Pick traded to NY Rangers in Matt Cullen trade (July 17, 2007). Rangers selected C Evgeny Grachevs.
4 105 <b>Michal Jordan</b>	D	Plymouth (OHL)
5* 135		Pick traded to Columbus in Anson Carter trade (February 23, 2007). Blue Jackets selected RW Tomas Kubalik.
6 165 <b>Mike Murphy</b>	G	Belleville (OHL)
7 195 Samuel Morneau	LW	Baie-Comeau (QMJHL)

## 2009 ENTRY DRAFT (7 ROUNDS)

General Manager: Jim Rutherford | Player Personnel Director: Tony MacDonald

ROUND/OVERALL/PLAYER	POS	TEAM
1 27 Philippe Paradis	C	Shawinigan (QMJHL)
2* 51 Brian Dumoulin	D	Jr. Monarchs (EJHL)
2* 58		Originally Calgary's pick. Acquired from Los Angeles along with Patrick O'Sullivan for Justin Williams, March 4, 2009. Pick traded to Edmonton in trade for Erik Cole. Edmonton traded pick to Buffalo for Ales Kotalik. Buffalo traded pick to Toronto for Dominic Moore. All trades occurred on March 4, 2009. Toronto selected Jesse Blacker.
3 88 Mattias Lindstrom	LW	Skelleftea (Sweden)
4* 118		Pick traded to Tampa Bay along with Wade Brookbank and Josef Melichar for Jussi Jokinen (February 7, 2009). Tampa Bay traded pick to Toronto (March 4, 2009). Toronto forfeited pick as part of a penalty for violating the CBA in relation to free agent Jonas Frogren (July 4, 2008). The pick was skipped.
5* 131 Matt Kennedy	RW	Guelph (OHL)
5* 148		Pick acquired from Edmonton in Erik Cole trade (March 4, 2009). Pick traded to Nashville for rights to Darcy Hordichuk (June 19, 2008). Nashville traded the pick to Tampa Bay for a fifth-round pick in 2010. Tampa Bay selected Michael Zador.
6 178 <b>Rasmus Rissanen</b>	D	Kalpa Jr. (Fin. Jr.)
7 208 Tommi Kivisto	D	Red Deer (WHL)

## 2010 ENTRY DRAFT (7 ROUNDS)

General Manager: Jim Rutherford | Player Personnel Director: Tony MacDonald

ROUND/OVERALL/PLAYER	POS	TEAM
1 7 <b>Jeff Skinner</b>	C	Kitchener (OHL)
2 37 <b>Justin Faulk</b>	D	U.S. National U-18 (USA)
2* 46		Pick acquired along with Alexandre Picard from Ottawa in exchange for Matt Cullen, February 12, 2010. Traded to Edmonton in exchange for Riley Nash, June 26, 2010. Edmonton selected Martin Marincin.
2* 53 Mark Alt	D	Cretin-Derham (Minn. H.S.)
3 67 <b>Danny Biega</b>	D	Harvard (ECAC)
3* 85 Austin Levi	D	Plymouth (OHL)
4* 97		Pick acquired from Vancouver in exchange for Andrew Alberts, March 3, 2010. Pick traded to Boston along with Patrick Eaves in exchange for Aaron Ward, July 24, 2009. Boston selected Craig Cunningham.
4* 105 <b>Justin Shugg</b>	LW	Windsor (OHL)
5* 127		Originally Boston's pick. Acquired from Anaheim along with Justin Pogge in exchange for Aaron Ward, March 3, 2010. Pick traded to San Jose along with Niclas Wallin in exchange for Buffalo's 2010 second-round pick (53rd overall - Mark Alt).
5* 138		Pick acquired from Nashville when Carolina acquired the rights to Darcy Hordichuk, June 19, 2008, and Hordichuk did not sign. Traded to Phoenix in exchange for Jared Staal, May 13, 2010. Phoenix selected Louie Domingue.
6* 157		Pick traded to NY Rangers along with Washington's 2011 second-round pick in exchange for Bobby Sanguinetti, June 26, 2010. NY Rangers selected Jesper Fasth.
6* 167 Tyler Stahl	D	Chilliwack (WHL)
7 187 Frederik Andersen	G	Frederikshavn (Denmark)
7* 206		Pick acquired from Washington in exchange for Scott Walker, March 3, 2010. Traded to Philadelphia in exchange for Jonathan Matsumoto, June 26, 2010. Philadelphia selected Ricard Blidstrand.



# NHL DRAFT HISTORY

## 2011 ENTRY DRAFT (7 ROUNDS)

General Manager: Jim Rutherford | Player Personnel Director: Tony MacDonald

ROUND/OVERALL/PLAYER	POS	TEAM
1 12 <b>Ryan Murphy</b>	D	Kitchener (OHL)
2 42 <b>Victor Rask</b>	C	Leksand (Sweden Jr.)
2* 57		Pick acquired from Washington along with Brian Pothier and Oskar Osala in exchange for Joe Corvo, March 3, 2010. Pick traded to NY Rangers along with the 157th pick in the 2010 draft in exchange for Bobby Sanguinetti, June 26, 2010. Pick traded to Calgary along with Roman Horak and Rangers' second-round pick in 2011 (45th overall) in exchange for Tim Erixon and Calgary's fifth-round pick in 2011 (134th overall), June 1, 2011. Calgary selected Tyler Wotherspoon.
3 73 <b>Keegan Lowe</b>	D	Edmonton (WHL)
4 103 Gregory Hofmann	C	Ambri (Swiss)
5* 133		Pick traded to Florida along with Ryan Carter in exchange for Cory Stillman, Feb. 24, 2011. Pick traded to Atlanta (Winnipeg) along with Radek Dvorak in exchange for Niclas Bergfors and Patrick Rissmiller, Feb. 28, 2011. Pick traded to San Jose along with Calgary's seventh-round pick in 2011 (194th overall) in exchange for the Sharks' 2011 fourth-round pick (119th overall), June 25, 2011. San Jose selected Sean Kuraly.
6 163 Matt Mahalak	G	Plymouth (OHL)
7 193 <b>Brody Sutter</b>	C	Lethbridge (WHL)

## 2012 DRAFT (7 ROUNDS)

General Manager: Jim Rutherford | Player Personnel Director: Tony MacDonald

ROUND/OVERALL/PLAYER	POS	TEAM
1* 8		Pick traded to Pittsburgh along with Brandon Sutter and Brian Dumoulin in exchange for Jordan Staal, June 22, 2012. Pittsburgh selected Derrick Pouliot.
2 38 <b>Phillip Di Giuseppe</b>	LW	Univ. of Michigan (CCHA)
2* 47 <b>Brock McGinn</b>	LW	Guelph (OHL)
		Acquired from San Jose in exchange for Ian White, Feb. 18, 2011.
3 69 Daniel Altshuller	G	Oshawa (OHL)
4 99 Erik Karlsson	C	Frolunda (Swe. Jr.)
4* 115 <b>Trevor Carrick</b>	D	Mississauga (OHL)
		Acquired from Boston in exchange for Joe Corvo, July 5, 2011.
4* 120 <b>Jacob Slavin</b>	D	Chicago (USHL)
		Acquired from New Jersey along with Joe Sovo in exchange for Alexei Ponikarovsky, Jan. 20, 2012.
5 129 <b>Brendan Woods</b>	LW	Univ. of Wisconsin (WCHA)
6 159 Collin Olson	G	USA (USHL)
7 189 Brendan Collier	LW	Malden Catholic (Mass. HS)

## 2013 DRAFT (7 ROUNDS)

General Manager: Jim Rutherford | Player Personnel Director: Tony MacDonald

ROUND/OVERALL/PLAYER	POS	TEAM
1 5 <b>Elias Lindholm</b>	C/RW	Brynäs (Sweden)
2* 35		Pick traded to Buffalo along with Jamie McBain in exchange for Andrej Sekera, June 30, 2013. Buffalo selected J.T. Compher.
3 66 <b>Brett Pesce</b>	D	New Hampshire (HE)
4* 96		Pick traded to Los Angeles along with Anthony Stewart and a 2014 sixth-round pick in exchange for Kevin Westgarth, Jan. 13, 2013. Los Angeles later traded the pick to Edmonton on June 30, 2013, in a multi-pick trade. Edmonton selected Kyle Platzer.
5 126 Brent Pedersen	LW	Kitchener (OHL)
6 156 Tyler Ganly	D	Sault Ste. Marie (OHL)
7* 186		Pick traded to Tampa Bay along with Adam Hall in exchange for Marc-Andre Bergeron, April 2, 2013. Tampa Bay selected Joel Vermin.

## 2014 DRAFT (7 ROUNDS)

General Manager: Ron Francis | Player Personnel Director: Tony MacDonald

ROUND/OVERALL/PLAYER	POS	TEAM
1 7 <b>Haydn Fleury</b>	D	Red Deer (WHL)
2 37 <b>Alex Nedeljkovic</b>	G	Plymouth (OHL)
3 67 <b>Warren Foegele</b>	LW	St. Andrews (CISAA)
4* 96 Josh Wesley	D	Plymouth (OHL)
		Acquired from Vancouver along with Kellan Tochkin in exchange for Zac Dalpe and Jeremy Welsh, Sept. 29, 2013.
4 97 <b>Lucas Wallmark</b>	C	Lulea (SHL)
5 127 <b>Clark Bishop</b>	C	Cape Breton (QMJHL)
6* 157		Pick traded to Los Angeles along with a 2013 fourth-round pick and Anthony Stewart in exchange for Kevin Westgarth, Jan. 13, 2013. Los Angeles selected Jake Marchment.
7 187 Kyle Jenkins	D	Sault Ste. Marie (OHL)

## 2015 DRAFT (7 ROUNDS)

General Manager: Ron Francis | Player Personnel Director: Tony MacDonald

ROUND/OVERALL/PLAYER	POS	TEAM
1 5 <b>Noah Hanifin</b>	D	Boston College (HE)
2 35 <b>Sebastian Aho</b>	RW	Karpat (Finland)
3* 66		Pick traded to Vancouver along with Carolina's seventh-round pick in 2016 in exchange for Eddie Lack. Vancouver selected Guillaume Brisebois.
4* 93 Callum Booth	G	Quebec (QMJHL)
		Originally Arizona's pick, acquired by Washington on March 4, 2014 along with Rostislav Klesla and Chris Brown in exchange for Martin Erat and John Mitchell. Carolina acquired the pick from Washington along with Jack Hillen in exchange for Tim Gleason, Feb. 28, 2015.
4 96 <b>Nicolas Roy</b>	C	Chicoutimi (QMJHL)
5 126 Luke Stevens	LW	Noble & Greenough (MA-HS)
5* 138 Spencer Smallman	RW	St. John (QMJHL)
		Pick acquired from Winnipeg along with the Jets' third-round pick in 2016 in exchange for Jiri Tlustý, Feb. 25, 2015. Acquisition of this pick was conditional upon Winnipeg qualifying for the 2015 Stanley Cup Playoffs, which it did. If the Jets had not qualified, Carolina would have received Winnipeg's 2015 sixth-round (168th overall) pick.
6 156 Jake Massie	D	Kimball Union (NH-HS)
6* 169 David Cotton	C	Cushing Academy (MA-HS)
		Originally Ottawa's pick, acquired by Winnipeg on June 28, 2014, in exchange for Winnipeg's seventh-round pick in 2014. Carolina acquired the pick from Winnipeg in exchange for Jay Harrison, Dec. 18, 2014.
7 186 Steven Lorentz	C/LW	Peterborough (OHL)

## 2016 DRAFT (7 ROUNDS)

General Manager: Ron Francis | Player Personnel Director: Tony MacDonald

ROUND/OVERALL/PLAYER	POS	TEAM
1 13 <b>Jake Bean</b>	D	Calgary (WHL)
1* 21 Julien Gauthier	RW	Val d'Or (QMJHL)
		Carolina acquired Los Angeles' first-round pick, conditionally in either 2015 or 2016, along with Roland McKeown on Feb. 25, 2015, in exchange for defenseman Andrej Sekera. Los Angeles failed to qualify for the 2015 playoffs, thus retaining its 2015 first-round pick and giving Carolina this pick.
2 43 <b>Janne Kuokkanen</b>	C/LW	Karpat Jr. (Fin. Jr.)
2* 50		Originally the New York Rangers' pick acquired by Carolina on Feb. 28, 2016 along with the Rangers' 2017 second-round pick and Aleksi Saarela in exchange for Eric Staal. Carolina traded this pick along with Chicago's 2017 third-round pick (previously acquired by Carolina) to Chicago on June 15, 2016, in exchange for Teuvo Teravainen and Bryan Bickell. Chicago selected Artur Kayumov.
3* 67 Matt Filipe	LW	Cedar Rapids (USHL)
		Pick acquired from Winnipeg along with Ottawa's 2015 sixth-round pick on Feb. 25, 2015, in exchange for Jiri Tlustý.
3 74 Hudson Elynuik	C	Spokane (WHL)
3* 75 Jack Lafontaine	G	Janesville (NAHL)
		Pick acquired from Boston along with Anthony Camara and a 2017 fifth-round pick on Feb. 29, 2016, in exchange for John-Michael Liles.
4 104 Max Zimmer	LW	Chicago (USHL)
5 134 Jeremy Helvig	G	Kingston (OHL)
6 164 Noah Carroll	D	Guelph (OHL)
7* 194		Pick traded to Vancouver along with a 2015 third-round pick on June 27, 2015, in exchange for Eddie Lack. Vancouver selected Brett McKenzie.

# NHL DRAFT HISTORY

## 2017 DRAFT (7 ROUNDS)

General Manager: Ron Francis   Player Personnel Director: Tony MacDonald		ROUND/OVERALL/PLAYER	POS	TEAM
1	12	<b>Martin Necas</b>	C	Brno (Czech)
2	42	Eetu Luostarinen	C	Kalpa (Finland)
2*	52	Luke Martin	D	Univ. of Michigan (Big10) Pick acquired from the New York Rangers' on Feb. 28, 2016, with a second-round pick in the 2016 NHL Draft and Aleksii Saarela in exchange for Eric Staal.
2*	62			Carolina acquired Pittsburgh's second-round pick along with Danny Kristo on Feb. 23, 2017, in exchange for Ron Hainsey. The Hurricanes traded this pick to the Vegas Golden Knights on June 22, 2017, in exchange for Trevor Van Riemsdyk and a seventh-round pick in the 2018 NHL Draft. Vegas selected Jake Leschyshyn.
3*	67	Morgan Geekie	C	Tri-City (WHL) Pick acquired from New Jersey on March 5, 2014, with Andrei Loktionov in exchange for Tuomo Ruutu.
3	73	Stelio Mattheos	RW	Brandon (WHL)
3*	88			Carolina acquired Chicago's third-round pick on Sept. 11, 2015, with Kris Versteeg and Joakim Nordstrom in exchange for Dennis Robertson, Jake Massie and a fifth-round pick in the 2017 NHL Draft. The Hurricanes traded the pick back to Chicago on June 15, 2016, with the Rangers' second-round pick in 2016 in exchange for Teuvo Teravainen and Bryan Bickell. Chicago traded the pick to Detroit on Feb. 24, 2017, in exchange for Tomas Jurco. Detroit selected Keith Petruzzelli.
3*	90			Carolina acquired Ottawa's third-round pick on Feb. 28, 2017, in exchange for Viktor Stalberg. The Hurricanes traded the pick to Chicago on April 28, 2017, in exchange for Scott Darling. Chicago selected Evan Barratt.
4	104	Eetu Makiniemi	G	Jokerit Jr. (Finland Jr.)
5*	135			The Hurricanes traded their fifth-round pick to Chicago on Sept. 11, 2015, with Dennis Robertson and Jake Massie in exchange for Kris Versteeg, Joakim Nordstrom and a third-round pick in the 2017 NHL Draft. Chicago traded the pick to Vancouver on June 24, 2017, with a sixth-round pick in the 2017 NHL Draft in exchange for San Jose's fourth-round pick in the 2017 NHL Draft. Vancouver selected Kristoffer Gunnarsson.
5*	142			Carolina acquired Boston's fifth-round pick on Feb. 29, 2016, with a third-round pick in the 2016 NHL Draft and Anthony Camara in exchange for John-Michael Liles. The Hurricanes traded the pick to Vegas on June 21, 2017, to ensure the Golden Knights selected Connor Brickley in the 2017 NHL Expansion Draft. Vegas selected Jonathan Dugan.
6	166	Brendan De Jong	D	Portland (WHL)
7	197	Ville Rasanen	D	Jokipojat (Finland Jr.)


## 2018 DRAFT (7 ROUNDS)

General Manager: Don Waddell   Player Personnel Director: Darren Yorke		ROUND/OVERALL/PLAYER	POS	TEAM
1	2	<b>Andrei Svechnikov</b>	RW	Barrie (OHL)
2	42	Jack Drury	C	Waterloo (USHL)
3*	63			Traded along with Marcus Kruger to Arizona in exchange for Jordan Martinook and a fourth-round pick in the 2018 NHL Draft on May 3, 2018. Arizona selected Ty Emberson.
4*	96	Luke Henman	C	Blainville-Boisbriand (QMJHL) Pick acquired along with Jordan Martinook from Arizona in exchange for Marcus Kruger and a third-round pick in the 2018 NHL Draft on May 3, 2018.
4	104	Lenni Killinen	RW	Blues U20 (Finland Jr.)
5*	135			Traded to Vegas in exchange for Marcus Kruger on July 4, 2017. Vegas selected Brandon Kruse.
6	166	Jesper Sellgren	D	MOD0 (Sweden-2)
7	197	Jake Kucharski	G	Des Moines (USHL)
7*	216			Pick acquired from Vegas along with Trevor van Riemsdyk in exchange for Pittsburgh's second-round pick in the 2017 NHL Draft (Jake Leschyshyn) on June 22, 2017. Pick traded to NY Rangers in exchange for Boston's seventh-round pick in the 2019 NHL Draft on June 23, 2018. NY Rangers selected Riley Hughes.

## 2019 DRAFT (7 ROUNDS)

General Manager: Don Waddell   Player Personnel Director: Darren Yorke		ROUND/OVERALL/PLAYER	POS	TEAM
1	28	Ryan Suzuki	C	Barrie (OHL)
2	36	Pyotr Kochetkov	G	HK Ryazan (Russia-2) Pick acquired from Buffalo on Aug. 2, 2018, with Buffalo's third-round pick in the 2020 NHL Draft and Buffalo's sixth-round pick in the 2020 NHL Draft in exchange for Jeff Skinner.
2	37			Carolina acquired the New York Rangers' second-round pick on April 30, 2019, with a conditional third-round pick in the 2020 NHL Draft in exchange for Adam Fox. The Hurricanes traded the pick to Ottawa on June 22, 2019, in exchange for Florida's second-round pick in the 2019 NHL Draft (Jamieson Rees) and Pittsburgh's third-round pick in the 2019 NHL Draft (Anttoni Honka). Ottawa selected Mads Sogaard.
2	44	Jamieson Rees	C	Sarnia (OHL) Pick acquired from Ottawa on June 22, 2019, with Pittsburgh's third-round pick in the 2019 NHL Draft (Anttoni Honka) in exchange for the New York Rangers' second-round pick in the 2019 NHL Draft (Mads Sogaard).
2	59			The Hurricanes traded their second-round pick to Minnesota on June 22, 2019, in exchange for Minnesota's third-round pick in the 2019 NHL Draft (Patrik Puustola) and the New York Rangers' fourth-round pick in the 2019 NHL Draft (Cade Webber). Minnesota selected Hunter Jones.
3	73	Patrik Puustola	RW	Tappara U20 (Finland-Jr.) Pick acquired from Minnesota on June 22, 2019, with the New York Rangers' fourth-round pick in the 2019 NHL Draft (Cade Webber) in exchange for Carolina's second-round pick in the 2019 NHL Draft (Hunter Jones).
3	83	Anttoni Honka	D	Jukurit (Finland) Pick acquired from Ottawa on June 22, 2019, with Florida's second-round pick in the 2019 NHL Draft (Jamieson Rees) in exchange for the New York Rangers' second-round pick in the 2019 NHL Draft (Mads Sogaard).
3	90	Domenick Fensore	D	U.S. NTDP (USDP)
4	99	Cade Webber	D	The Rivers School (MA-HS) Pick acquired from Minnesota on June 22, 2019, with Minnesota's third-round pick in the 2019 NHL Draft (Patrik Puustola) in exchange for Carolina's second-round pick in the 2019 NHL Draft (Hunter Jones).
4	121	Tuukka Tieksoala	RW	Karpat U20 (Finland-Jr.)
5	152	Kirill Slepets	RW	Lokomotiv Yaroslavl (KHL)
6	181	Kevin Wall	RW	Chilliwack (BCHL) Pick acquired from Calgary on June 29, 2017, with Keegan Kanzig in exchange for Eddie Lack, Ryan Murphy and Carolina's seventh-round pick in the 2019 NHL Draft (Dustin Wolf).
6	183	Blake Murray	C	Sudbury (OHL)
7	214			The Hurricanes traded their seventh-round pick to Calgary on June 29, 2017, with Eddie Lack and Ryan Murphy in exchange for Keegan Kanzig and Calgary's sixth-round pick in the 2019 NHL Draft (Blake Murray). Calgary selected Dustin Wolf.
7	216	Massimo Rizzo	C	Penticton (BCHL) Pick acquired from the New York Rangers on June 23, 2018, in exchange for Vegas' seventh-round pick in the 2018 NHL Draft (Riley Hughes).

**56** ERIK  
HAULA





A black and white photograph of hockey player Nino Niederreiter. He is wearing a Carolina Hurricanes jersey with the team's logo on the front. He is also wearing a Bauer hockey helmet with the number 21 on it, and hockey gloves. He is holding a hockey stick across his shoulders. The background is dark.

**21** NINO  
NIEDERREITER

# FRANCHISE RECORDS

Records in the NHL Including Individual and Team Records



# CAREER RECORDS

## MOST GAMES

1.	Ron Francis	1,186
2.	Glen Wesley	913
3.	Eric Staal	909
4.	Kevin Dineen	708
5.	Rod Brind'Amour	694
6.	Jeff O'Neill	673
7.	Cam Ward	668
8.	Adam Burt	626
9.	Jeff Skinner	579
10.	<b>Justin Faulk</b>	<b>559</b>

## MOST POINTS

1.	Ron Francis	1,175
2.	Eric Staal	775
3.	Kevin Dineen	544
4.	Rod Brind'Amour	473
5.	Jeff O'Neill	416
6.	Pat Verbeek	403
7.	Jeff Skinner	379
8.	Blaine Stoughton	377
9.	Geoff Sanderson	369
10.	Erik Cole	363

## MOST GOALS

1.	Ron Francis	382
2.	Eric Staal	322
3.	Kevin Dineen	250
4.	Blaine Stoughton	219
5.	Jeff Skinner	204
6.	Jeff O'Neill	198
7.	Geoff Sanderson	196
8.	Pat Verbeek	192
9.	Sylvain Turgeon	178
10.	Rod Brind'Amour	174

## MOST ASSISTS

1.	Ron Francis	793
2.	Eric Staal	453
3.	Rod Brind'Amour	299
4.	Kevin Dineen	294
5.	Andrew Cassels	253
6.	Jeff O'Neill	218
7.	Ray Whitney	215
8.	Pat Verbeek	211
9.	Sami Kapanen	203
10.	Dave Babych	196

## MOST CONSECUTIVE GAMES WITH: POINTS

18 Mike Rogers, 11/22/1980-01/02/1981 (19g, 20a)  
NOTE: Streak was longest by an NHL player that season.

## GOALS

17 Mike Rogers, 02/18/1980-03/22/1980 (12g, 17a)  
9 Pierre Larouche, 01/25/1982-02/13/1982 (10g)  
7 Ray Ferraro, 02/09/1989-2/23/1989 (9g)  
6 Jeff Skinner, 3/18/2017-3/27/2017 (8g)  
6 Keith Primeau, 12/30/1997-01/08/1998 (6g)  
6 Ray Sheppard, 11/14/1998-11/25/1998 (7g)

## ASSISTS

12 **Sebastian Aho**, 10/4/2018-10/30/2018 (13a)  
11 Eric Staal, 2/10/2012-3/6/2012 (14a)  
NOTE: Streak was longest by an NHL player that season.  
10 Dave Keon, 11/17/1979-12/07/1979 (12a)  
9 Mike Rogers, 12/07/1980-12/27/1980 (14a)  
Blaine Stoughton, 01/25/1982-02/13/1982 (12a)  
8 Rod Brind'Amour, 02/18/2001-02/01/2001 (10a)  
Matt Cullen, 10/22/2007-11/8/2007 (12a)  
7 Keith Primeau, 02/01/1998-03/06/1998 (7a)  
7 Jeff O'Neill, 10/11/2002-10/30/2002 (7a)  
7 Cory Stillman, 12/15/2005-01/07/2006 (7a)  
7 **Sebastian Aho**, 3/12/2018-3/26/2018 (8a)

## MOST PENALTY MINUTES

1.	Kevin Dineen	1,439
2.	Torrie Robertson	1,368
3.	Pat Verbeek	1,144
4.	Ulf Samuelsson	1,110
5.	Adam Burt	875
6.	Paul MacDermid	744
7.	Randy Ladouceur	717
8.	Mark Janssens	712
9.	Ron Francis	684
10.	Eric Staal	678

## MOST HAT TRICKS

1.	Eric Staal	13
2.	Ron Francis	9
3.	Blaine Stoughton	7
4.	Erik Cole	5
	Kevin Dineen	5
	Ray Ferraro	5
	Geoff Sanderson	5
8.	Mike Rogers	4
	Jeff Skinner	4
	Pat Verbeek	4

## MOST POWER PLAY GOALS

1.	Ron Francis	132
2.	Eric Staal	105
3.	Pat Verbeek	73
4.	Kevin Dineen	71
5.	Sylvain Turgeon	68
6.	Jeff O'Neill	64
7.	Geoff Sanderson	62
8.	Rod Brind'Amour	60
9.	Ray Ferraro	59
10.	Blaine Stoughton	56

## MOST SHORTHANDED GOALS

1.	Eric Staal	16
2.	Dave Tippett	11
3.	Rod Brind'Amour	10
4.	Kevyn Adams	8
	Erik Cole	8
	Stewart Gavin	8
	Chad LaRose	8
8.	Murray Craven	7
	Kevin Dineen	7
	Ron Francis	7
	Keith Primeau	7
	Paul Ranheim	7

## MOST GOAL SEASONS:

### 20-GOALS

14	Ron Francis
9	Eric Staal
6	Kevin Dineen, Jeff Skinner
5	Blaine Stoughton, Pat Verbeek

### 30-GOALS

5	Eric Staal
4	Blaine Stoughton, Geoff Sanderson
3	Jeff Skinner, Ron Francis, Sylvain Turgeon, Kevin Dineen, Jeff O'Neill

### 40-GOALS

4	Blaine Stoughton
2	Kevin Dineen, Pat Verbeek, Geoff Sanderson, Eric Staal
2	Blaine Stoughton

## MOST CONSECUTIVE SEASONS:

### 20-GOALS

10	Ron Francis (1981-82 to 1990-91)
7	Eric Staal (2005-06 to 2011-12)
6	Kevin Dineen (1984-85 to 1990-91)
5	Blaine Stoughton (1979-80 to 1983-84)
	Pat Verbeek (1989-90 to 1993-94)

### 30-GOALS

4	Eric Staal (2005-06 to 2008-09)
	Blaine Stoughton (1979-80 to 1982-83)
3	Jeff O'Neill (2000-01 to 2002-03)

### 40-GOALS

4	Blaine Stoughton (1979-80 to 1982-83)
---	---------------------------------------

## MOST GOALS IN A SEASON:

Overall	56	Blaine Stoughton, 1979-80
Defense	20	Zarley Zalapski, 1991-92
Center	45	Eric Staal, 2005-06
Left Wing	46	Geoff Sanderson, 1992-93
Right Wing	56	Blaine Stoughton, 1979-80
Rookie	40	Sylvain Turgeon, 1983-84

## MOST POINTS IN A SEASON:

Overall	105	Mike Rogers, 1979-80, 1980-81
Defense	69	Dave Babych, 1985-86
Center	105	Mike Rogers, 1979-80, 1980-81
Left Wing	89	Geoff Sanderson, 1992-93
Right Wing	100	Blaine Stoughton, 1979-80
Rookie	72	Sylvain Turgeon, 1983-84

## MOST ASSISTS IN A SEASON:

Overall	69	Ron Francis, 1989-90
Defense	56	Mark Howe, 1979-80
Center	69	Ron Francis, 1989-90
Left Wing	55	Cory Stillman, 2005-06
Right Wing	55	<b>Teuvo Teravainen</b> , 2018-19
Goaltender	6	Sean Burke, 1995-96
Rookie	43	Ron Francis, 1981-82

## MOST PENALTY MINUTES IN A SEASON:

Overall	358	Torrie Robertson, 1985-86
Defense	199	Ed Hospodar, 1982-83
Center	237	Mark Janssens, 1992-93
Left Wing	358	Torrie Robertson, 1985-86
Right Wing	246	Marc Potvin, 1993-94
Goaltender	33	Jason Muzzatti, 1995-96
Rookie	254	Scott Daniels, 1995-96

## SINGLE SEASON HIGHS:

Power Play Goals	21	Geoff Sanderson, 1992-93
Shorthanded Goals	5	Kevyn Adams, 2003-04
Game Winning Goals	9	Blaine Stoughton, 1979-80
		Erik Cole, 2010-11
Hat Tricks	4	Eric Staal, 2008-09
Hat Tricks by a Rookie	2	Ray Ferraro, 1984-85

## NHL CAREER GOALTENDING LEADERS:

\*\*Minimum 15 Games Played\*\*

	GP	MINS	GA	GAA	W-L-T/OT	SO
1. Trevor Kidd	72	4,043	158	2.34	28-31-9	5
2. <b>Petr Mrazek</b>	<b>40</b>	<b>2,387</b>	<b>95</b>	<b>2.39</b>	<b>23-14-3</b>	<b>4</b>
3. Kevin Weekes	119	6,852	275	2.41	39-54-20	11
4. Arturs Irbe	309	17,815	741	2.49	130-121-44	20
5. Anton Khudobin	70	4,005	167	2.50	27-31-7	2
6. Curtis McElhinney	33	1,978	85	2.58	20-11-2	2
7. Tom Barrasso	34	1,908	83	2.61	13-12-5	2
8. Cam Ward	668	38,437	1,728	2.70	318-244-84	27
9. Eddie Lack	54	3,011	138	2.75	20-21-9	3
10. Martin Gerber	60	3,493	162	2.78	38-14-6	3
11. Manny Legace	28	1,472	69	2.81	10-7-5	1
12. Justin Peters	68	3,703	188	3.05	22-31-8	3
13. Sean Burke	281	15,893	819	3.09	107-131-29	11
14. Dan Ellis	19	997	52	3.13	6-8-2	1
15. Jeff Reese	37	1,838	96	3.13	8-17-4	2
16. Daryl Reaugh	20	1,010	53	3.15	7-7-1	1
17. John Grahame	45	2,364	125	3.17	15-20-3	0
18. Scott Darling	51	2,961	158	3.20	15-25-9	0
19. Jason Muzzatti	52	2,604	140	3.23	13-21-8	1
20. Michael Leighton	33	1,748	94	3.23	10-14-2	0
21. Peter Sidorkiewicz	178	10,346	575	3.33	71-79-24	8
22. Mike Liut	252	14,705	823	3.36	115-111-19	13
23. Kay Whitmore	75	4,039	243	3.61	23-33-10	3
24. Al Smith	30	1,754	107	3.66	11-10-8	2
25. Steve Weeks	94	5,286	324	3.68	42-42-6	4
26. Frank Pietrangelo	44	2,663	182	4.10	12-27-3	0
27. Mario Gosselin	23	1,106	78	4.23	5-13-1	0
28. Greg Millen	219	12,963	919	4.25	62-120-33	4
29. John Garrett	122	7,088	506	4.28	36-57-27	0
30. Mike Veisor	69	3,809	309	4.87	17-37-9	3

## NHL INDIVIDUAL GAME RECORDS

### SINGLE GAME HIGHS FOR:

<b>MOST GOALS</b> .....	4 .....	Jordy Douglas, Feb. 3, 1980 – In a 5-3 win vs. NY Islanders at Springfield Ron Francis, Feb. 12, 1984 – In an 11-0 win vs. Edmonton Eric Staal, March 7, 2009 – In a 9-3 win at Tampa Bay
<b>MOST ASSISTS</b> .....	6 .....	Ron Francis, March 5, 1987 – In a 10-2 win vs. Boston
<b>MOST POINTS</b> .....	6 .....	Paul Lawless, Jan. 4, 1987 – In an 8-3 win vs. Toronto (2g, 4a) Ron Francis, March 5, 1987 – In a 10-2 win vs. Boston (6a) Ron Francis, Oct. 8, 1989 – In a 9-6 win at Quebec (3g, 3a) Eric Staal, March 7, 2009 – In a 9-3 win at Tampa Bay
<b>MOST SHOTS</b> .....	13 .....	Jeff Skinner, March 13, 2014 – In a 4-2 win vs. Buffalo
<b>MOST PENALTY MINUTES</b> .....	42 .....	Ed Kastelic, Nov. 10, 1990 – In a 3-2 OT win at Minnesota <i>He received a minor, 2 majors, a misconduct and 2 game misconducts</i> Nick Kypreos, Dec. 11, 1992 – In a 9-3 loss at Buffalo <i>He received a minor, 2 majors, 2 misconducts and a game misconduct</i>

### ROOKIE SINGLE GAME HIGHS FOR:

<b>MOST GOALS</b> .....	3 .....	<b>Sebastian Aho</b> , Jan. 31, 2017 – In a 5-1 win vs. Philadelphia Ray Ferraro, March 23, 1985 – In a 5-2 win vs. Boston Ray Ferraro, March 29, 1985 – In an 8-7 win vs. Edmonton Michael Nylander, April 7, 1993 – In a 6-1 win at Ottawa Erik Cole, Dec. 21, 2001 – In a 5-4 OT win vs. Atlanta
<b>MOST ASSISTS</b> .....	4 .....	Shane Willis, Jan. 7, 2001 – In a 5-2 win vs. NY Islanders
<b>MOST POINTS</b> .....	5 .....	Ray Ferraro, March 29, 1985 – In an 8-7 win vs. Edmonton (3g, 2a) Michael Nylander, April 7, 1993 – In a 6-1 win at Ottawa (3g, 2a)
<b>MOST SHOTS</b> .....	10 .....	Sylvain Turgeon, Jan. 29, 1984 – In a 5-5 tie vs. Quebec
<b>MOST PENALTY MINUTES</b> .....	29 .....	Scott Daniels, Jan. 6, 1996 – In a 5-2 loss at Boston <i>He received a double-minor, a major, a 10-minute misconduct and a game misconduct</i>

# NHL RECORDS

## OPPONENTS INDIVIDUAL NHL GAME RECORDS

### MOST GOALS IN A GAME

5 – Mark Pavelich (NY Rangers), Feb. 23, 1981 in an 11-3 win vs. Hartford  
Mats Sundin (Quebec), March 5, 1992 in a 10-4 win at Hartford

### MOST ASSISTS IN A GAME

5 – Owen Nolan (Quebec), March 5, 1992 in a 10-4 win at Hartford  
Phil Housley (Winnipeg), Jan. 18, 1993 in an 8-7 win vs. Hartford at Saskatoon  
Lyle Odelein (Montreal), Feb. 2, 1994 in a 9-2 win vs. Hartford

### MOST POINTS IN A GAME

7 – Dino Ciccarelli (Washington), March 18, 1989 in an 8-2 win at Hartford (4g, 3a)  
Mats Sundin (Quebec), March 5, 1992 in a 10-4 win at Hartford (5g, 2a)

### MOST PENALTY MINUTES IN A GAME

51 – Chris Chelios (Chicago) (3 minors, 1 major, 2 misconducts, 2 game misconducts),  
Oct. 14, 1993 in a 6-2 loss vs. Hartford. It was the league-high for a player in one  
game for the season. Chelios also received a four-game suspension and was fined  
\$500 by the NHL.

## TEAM NHL GOALTENDING RECORDS

### MOST GAMES

Career 668 Cam Ward, 2005-18  
Season 77 Arturs Irbe, 2000-01

### MOST MINUTES PLAYED

Career 38,437 Cam Ward, 2005-18  
Season 4,405 Arturs Irbe, 2000-01

### MOST SHUTOUTS

Career 27 Cam Ward, 2005-18  
Season 6 Cam Ward, 2008-09; Kevin Weekes, 2003-04;  
Arturs Irbe, 1998-99, 2000-01

### LOWEST GOALS-AGAINST AVERAGE

Career (min. 30 games) 2.34 Trevor Kidd, 1997-99  
Season (min. 10 games) 2.17 Trevor Kidd, 1997-98

### MOST WINS

Career 318 Cam Ward, 2005-18  
Season 39 Cam Ward, 2008-09

### MOST SAVES

Home 52 Mike Veisor, Nov. 2, 1982 in a 7-6 loss vs. Minnesota  
Road 57 Cam Ward, Oct. 25, 2008 in a 4-3 win at NY Islanders

### LONGEST SHUTOUT SEQUENCE (INDIVIDUAL)

Home 187:58 Sean Burke, Jan. 2-24, 1994. Includes 4-0 shutout vs. Winnipeg on Jan. 5 and 6-0 shutout vs. NY Islanders on Jan. 8  
Road 234:28 Trevor Kidd, March 28-April 8, 1998. Includes shutouts against New Jersey (4-0), Montreal (1-0) and Boston (3-0)  
Overall 219:20 Trevor Kidd, March 28-April 8, 1998. Includes shutouts over New Jersey (4-0), Montreal (1-0) and Boston (3-0)

### LONGEST SHUTOUT SEQUENCE (TEAM)

Home 158:05 Jan. 2-19, 1994. Includes 4-0 shutout vs. Winnipeg on Jan. 5 and 6-0 shutout vs. NY Islanders on Jan. 8  
Road 234:28 March 28-April 8, 1998. Includes shutouts over New Jersey (4-0), Montreal (1-0) and Boston (3-0)  
Overall 219:21 March 28-April 8, 1998. Includes shutouts over New Jersey (4-0), Montreal (1-0) and Boston (3-0)

### BEST WINNING PERCENTAGE

Career (min. 60 decisions) .557 Cam Ward (318-244-84), 2005-18  
Season (min. 10 decisions) .707 Martin Gerber (38-14-6), 2005-06

### MOST CONSECUTIVE GAMES PLAYED

40 – Arturs Irbe, Nov. 4, 2000-Feb. 7, 2001 (21-15-3)

### LONGEST UNDEFEATED STREAK

9 – Cam Ward, March 18-April 7, 2009 (9-0-0)  
Arturs Irbe, Dec. 31, 2000-Jan. 18, 2001 (7-0-2)

### LONGEST WINNING STREAK

9 – Cam Ward, March 18-April 7, 2009

### LONGEST WINLESS STREAK

12 – Peter Sidorkiewicz, Jan. 4-Feb. 19, 1992 (0-7-5)  
Jeff Reese, Dec. 4, 1993-April 7, 1994 (0-9-3)

### LONGEST LOSING STREAK

11 – Kevin Weekes, Dec. 27, 2002-Feb. 11, 2003

# LEADERS BY SEASON

SEASON	GOAL SCORING	ASSISTS	TOTAL POINTS
1972-73 (WHA)	53—WEBSTER, Tom	61—CAFFERY, Terry	103—WEBSTER, Tom
1973-74 (WHA)	43—WEBSTER, Tom	48—FRENCH, John	72—FRENCH, John
1974-75 (WHA)	40—WEBSTER, Tom	40—FRENCH, John	74—CARLETON, Wayne
1975-76 (WHA)	35—BACKSTROM, Ralph	50—WEBSTER, Tom	83—BACKSTROM, Ralph
1976-77 (WHA)	40—ANTONOVICH, Mike	63—KEON, Dave	90—KEON, Dave
1977-78 (WHA)	34—HOWE, Gordie	62—HOWE, Gordie	96—HOWE, Gordie
1978-79 (WHA)	42—HOWE, Mark	65—HOWE, Mark	107—HOWE, Mark
1979-80 (NHL)	56—STOUGHTON, Blaine	61—ROGERS, Mike	105—ROGERS, Mike
1980-81 (NHL)	43—STOUGHTON, Blaine	65—ROGERS, Mike	105—ROGERS, Mike
1981-82 (NHL)	52—STOUGHTON, Blaine	45—HOWE, Mark	91—STOUGHTON, Blaine
1982-83 (NHL)	45—STOUGHTON, Blaine	59—FRANCIS, Ron	90—FRANCIS, Ron
1983-84 (NHL)	40—TURGEON, Sylvain	60—FRANCIS, Ron	87—JOHNSON, Mark
1984-85 (NHL)	31—TURGEON, Sylvain	57—FRANCIS, Ron	81—FRANCIS, Ron
1985-86 (NHL)	45—TURGEON, Sylvain	55—BABYCH, Dave	79—TURGEON, Sylvain
1986-87 (NHL)	40—DINEEN, Kevin	63—FRANCIS, Ron	93—FRANCIS, Ron
1987-88 (NHL)	27—WILSON, Carey	50—FRANCIS, Ron	75—FRANCIS, Ron
1988-89 (NHL)	45—DINEEN, Kevin	48—FRANCIS, Ron	89—DINEEN, Kevin
1989-90 (NHL)	44—VERBEEK, Pat	69—FRANCIS, Ron	101—FRANCIS, Ron
1990-91 (NHL)	43—VERBEEK, Pat	71—CULLEN, John (63 with Pit.)	110—CULLEN, John (94 with Pit.)
1991-92 (NHL)	27—CRAVEN, Murray (3 with Phi.)	51—CULLEN, John	77—CULLEN, John
1992-93 (NHL)	46—SANDERSON, Geoff	65—CASSELS, Andrew	89—SANDERSON, Geoff
1993-94 (NHL)	41—SANDERSON, Geoff	42—CASSELS, Andrew	75—VERBEEK, Pat
1994-95 (NHL)	18—SANDERSON, Geoff	30—CASSELS, Andrew	37—CASSELS, Andrew
1995-96 (NHL)	44—SHANAHAN, Brendan	47—BROWN, Jeff (16 with Van.)	78—SHANAHAN, Brendan
1996-97 (NHL)	36—SANDERSON, Geoff	44—CASSELS, Andrew	67—SANDERSON, Geoff
1997-98 (NHL)	26—KAPANEN/PRIMEAU	37—KAPANEN/PRIMEAU	63—KAPANEN/PRIMEAU
1998-99 (NHL)	30—PRIMEAU, Keith	35—KAPANEN, Sami	62—PRIMEAU, Keith
1999-00 (NHL)	25—O'NEILL, Jeff	50—FRANCIS, Ron	73—FRANCIS, Ron
2000-01 (NHL)	41—O'NEILL, Jeff	50—FRANCIS, Ron	67—O'NEILL, Jeff
2001-02 (NHL)	31—O'NEILL, Jeff	50—FRANCIS, Ron	77—FRANCIS, Ron
2002-03 (NHL)	30—O'NEILL, Jeff	35—FRANCIS, Ron	61—O'NEILL, Jeff
2003-04 (NHL)	19—VASICEK, Josef	33—WILLIAMS, Justin (20 with Phi.)	45—VASICEK, Josef
2005-06 (NHL)	45—STAAL, Eric	55—STAAL, Eric/STILLMAN	100—STAAL, Eric
2006-07 (NHL)	33—WILLIAMS, Justin	56—BRIND'AMOUR, Rod	83—WHITNEY, Ray
2007-08 (NHL)	38—STAAL, Eric	44—STAAL, Eric	82—STAAL, Eric
2008-09 (NHL)	40—STAAL, Eric	53—WHITNEY, Ray	77—WHITNEY, Ray
2009-10 (NHL)	30—JOKINEN, Jussi	41—STAAL, Eric	70—STAAL, Eric
2010-11 (NHL)	33—STAAL, Eric	43—STAAL, Eric	76—STAAL, Eric
2011-12 (NHL)	24—STAAL, Eric	46—STAAL, Eric	70—STAAL, Eric
2012-13 (NHL)	23—TLUSTY, Jiri	35—STAAL, Eric	53—STAAL, Eric
2013-14 (NHL)	33—SKINNER, Jeff	40—STAAL, Eric	61—STAAL, Eric
2014-15 (NHL)	23—STAAL, Eric	<b>34—FAULK, Justin</b>	54—STAAL, Eric
2015-16 (NHL)	28—SKINNER, Jeff	<b>28—LINDHOLM/STAAL, Jordan</b>	51—SKINNER, Jeff
2016-17 (NHL)	37—SKINNER, Jeff	34—LINDHOLM, Elias	63—SKINNER, Jeff
2017-18 (NHL)	<b>29—AHO, Sebastian</b>	<b>41—TERAVAINEN, Tuevo</b>	<b>65—AHO, Sebastian</b>
2018-19 (NHL)	<b>30—AHO, Sebastian</b>	<b>55—TERAVAINEN, Tuevo</b>	<b>83—AHO, Sebastian</b>

SEASON	GAME WINNING GOALS	POWER PLAY GOALS	SHORTHANDED GOALS
1972-73 (WHA)	7—CAFFERY, Terry	12—WEBSTER, Tom	4—EARL, Tom
1973-74 (WHA)	9—WEBSTER, Tom	9—BLACKBURN, Don	2—CHARLEBOIS, Bob
1974-75 (WHA)	9—WEBSTER, Tom	7—BLACKBURN/WEBSTER	2—SWAIN, Garry
1975-76 (WHA)	11—WEBSTER, Tom	12—PLEAU, Larry	6—EARL, Tom
1976-77 (WHA)	6—ANTONOVICH, Mike	12—LYLE, George	3—McKENZIE, John
1977-78 (WHA)	8—HOWE, Gordie	16—HOWE, Gordie	5—KEON, Dave
1978-79 (WHA)	6—LACROIX, Andre	13—HOWE, Mark	6—HOWE, Mark
1979-80 (NHL)	9—STOUGHTON, Blaine	16—STOUGHTON, Blaine	2—ROGERS/STOUGHTON/HOWE, Mark
1980-81 (NHL)	6—STOUGHTON, Blaine	10—ROGERS/STOUGHTON	4—ROGERS, Mike
1981-82 (NHL)	4—STOUGHTON/SULLIMAN	14—LAROUCHE, Pierre	1—Six Players
1982-83 (NHL)	8—STOUGHTON, Blaine	10—STOUGHTON, Blaine	3—JOHNSON, Mark
1983-84 (NHL)	5—FRANCIS/NEUFELD	18—TURGEON, Sylvain	2—QUENNEVILLE, Joel
1984-85 (NHL)	4—MALONE, Greg	12—NEUFELD, Ray	4—DINEEN, Kevin
1985-86 (NHL)	8—DINEEN, Kevin	14—FERRARO, Ray	3—Four Players
1986-87 (NHL)	7—FRANCIS/DINEEN	14—FERRARO, Ray	3—TIPPETT, Dave
1987-88 (NHL)	8—WILSON, Carey	13—TURGEON, Sylvain	3—GAVIN, Stewart
1988-89 (NHL)	7—FERRARO, Ray	20—DINEEN, Kevin	2—TIPPETT, Dave
1989-90 (NHL)	5—FRANCIS/VERBEEK/YOUNG	15—FRANCIS, Ron	2—Four Players
1990-91 (NHL)	5—VERBEEK, Pat	15—VERBEEK, Pat	1—Five Players
1991-92 (NHL)	4—CRAVEN, Murray	13—BROWN, Rob	4—CRAVEN, Murray
1992-93 (NHL)	6—VERBEEK, Pat	21—SANDERSON, Geoff	3—CASSELS, Andrew
1993-94 (NHL)	6—SANDERSON, Geoff	15—VERBEEK/SANDERSON	1—Seven Players (Paul Ranheim had 2, both with CHI)
1994-95 (NHL)	4—SANDERSON, Geoff	4—SANDERSON/RICE/CARSON	1—TURCOTTE/KRON/NIKOLISHIN
1995-96 (NHL)	7—SANDERSON, Geoff	17—SHANAHAN, Brendan	2—SHANAHAN/SANDERSON
1996-97 (NHL)	4—KRON/DINEEN/SANDERSON	12—SANDERSON, Geoff	3—PRIMEAU/RANHEIM
1997-98 (NHL)	5—KAPANEN, Sami	7—PRIMEAU/O'NEILL	3—PRIMEAU, Keith
1998-99 (NHL)	7—KAPANEN, Sami	9—PRIMEAU, Keith	2—RANHEIM, Paul
1999-00 (NHL)	7—O'NEILL, Jeff	12—ROBERTS, Gary	1—KRON/BRIND'AMOUR/WESTLUND
2000-01 (NHL)	6—WILLIS, Shane	17—O'NEILL, Jeff	2—OZOLINSH/DIMAIO
2001-02 (NHL)	6—O'NEILL, Jeff	14—FRANCIS, Ron	2—BRIND'AMOUR, Rod
2002-03 (NHL)	7—O'NEILL, Jeff	11—O'NEILL, Jeff	2—COLE, Erik
2003-04 (NHL)	5—VASICEK, Josef	7—O'NEILL, Jeff	5—ADAMS, Kevyn
2005-06 (NHL)	8—COLE, Erik	19—BRIND'AMOUR/STAAL, Eric	4—STAAL, Eric/WILLIAMS
2006-07 (NHL)	8—WILLIAMS, Justin	12—STAAL, Eric/WILLIAMS	2—Four players
2007-08 (NHL)	7—STAAL, Eric	14—STAAL, Eric	2—WALKER, Scott
2008-09 (NHL)	8—STAAL, Eric	14—STAAL, Eric	2—CULLEN/LaROSE
2009-10 (NHL)	6—JOKINEN, Jussi	13—STAAL, Eric	2—KOSTOPOULOS, Tom
2010-11 (NHL)	9—COLE, Erik	12—STAAL, Eric	3—STAAL, Eric
2011-12 (NHL)	5—LaROSE/SKINNER	7—STAAL, Eric	3—STAAL, Eric/SUTTER, Brandon
2012-13 (NHL)	4—STAAL, Eric	5—SKINNER, Jeff	1—DWYER/FAULK/STAAL, Eric
2013-14 (NHL)	6—SKINNER, Jeff	11—SKINNER, Jeff	2—Four players
2014-15 (NHL)	4—STAAL/FAULK/LINDHOLM	7—STAAL, Eric/FAULK	<b>2—FAULK, Justin</b>
2015-16 (NHL)	7—SKINNER, Jeff	<b>12—FAULK, Justin</b>	1—LILES/McCLEMMENT/NORDSTROM
2016-17 (NHL)	4—SKINNER/AHO	7—SKINNER, Jeff	2—STALBERG, Viktor
2017-18 (NHL)	4—AHO/LINDHOLM	<b>8—AHO, Sebastian</b>	<b>2—STAAL, Jordan</b>
2018-19 (NHL)	<b>7—AHO, Sebastian</b>	9—WILLIAMS, Justin	<b>4—AHO, Sebastian</b>



# LEADERS BY SEASON

SEASON	GOALS-AGAINST AVERAGE	SHUTOUTS	PENALTY MINUTES
1972-73 (WHA)	3.18—SMITH, Al	3—SMITH, Al	114—SELWOOD, Brad
1973-74 (WHA)	3.08—SMITH, Al	2—SMITH, Al	148—LEY, Rick
1974-75 (WHA)	3.47—SMITH, Al	2—SMITH, Al	144—FOTIU, Nick
1975-76 (WHA)	3.42—ABRAHAMSSON, Christer	2—ABRAHAMSSON, Christer	205—BUSNIUK, Ron
1976-77 (WHA)	3.12—RAEDER, Cap	2—RAEDER, Cap	215—BUTTERS, Bill
1977-78 (WHA)	3.22—SMITH, Al	3—LEVASSEUR, Louis	192—CARLSON, Jack
1978-79 (WHA)	3.31—SMITH, Al	2—GARRETT, John	148—HANGSLEBEN, Alan
1979-80 (NHL)	3.66—SMITH, Al	2—SMITH, Al	107—FOTIU, Nick
1980-81 (NHL)	4.48—VEISOR, Mike	1—VEISOR, Mike	190—ROWE, Tom
1981-82 (NHL)	4.21—GARRETT, John	NONE	242—HOWATT, Garry
1982-83 (NHL)	4.83—MILLEN, Greg	1—MILLEN/VEISOR	216—ADAMS, Greg
1983-84 (NHL)	3.71—MILLEN, Greg	2—MILLEN, Greg	198—ROBERTSON, Torrie
1984-85 (NHL)	3.58—LIUT, Mike	2—WEEKES, Steve	337—ROBERTSON, Torrie
1985-86 (NHL)	3.61—LIUT, Mike	2—LIUT, Mike	358—ROBERTSON, Torrie
1986-87 (NHL)	3.23—LIUT, Mike	4—LIUT, Mike	202—MacDERMID, Paul
1987-88 (NHL)	3.18—LIUT, Mike	2—LIUT, Mike	291—ROBERTSON, Torrie
1988-89 (NHL)	3.03—SIDORKIEWICZ, Peter	4—SIDORKIEWICZ, Peter	181—SAMUELSSON, Ulf
1989-90 (NHL)	2.64—LIUT, Mike	3—LIUT, Mike	228—VERBEEK, Pat
1990-91 (NHL)	3.15—REAUGH, Daryl	1—REAUGH/SIDORKIEWICZ	246—VERBEEK, Pat
1991-92 (NHL)	3.34—SIDORKIEWICZ, Peter	3—WHITMORE, Kay	243—VERBEEK, Pat
1992-93 (NHL)	3.94—GOSSELIN, Mario	NONE	325—KYPREOS, Nick
1993-94 (NHL)	2.99—BURKE, Sean	2—BURKE, Sean	246—POTVIN, Marc
1994-95 (NHL)	2.68—BURKE, Sean	NONE	141—CHASE, Kelly
1995-96 (NHL)	3.11—BURKE, Sean	4—BURKE, Sean	254—DANIELS, Scott
1996-97 (NHL)	2.69—BURKE, Sean	4—BURKE, Sean	218—GRIMSON, Stu
1997-98 (NHL)	2.17—KIDD, Trevor	3—KIDD, Trevor	204—GRIMSON, Stu
1998-99 (NHL)	2.22—IRBE, Arturs	6—IRBE, Arturs	178—ROBERTS, Gary
1999-00 (NHL)	2.42—IRBE, Arturs	5—IRBE, Arturs	90—PRATT, Nolan
2000-01 (NHL)	2.45—IRBE, Arturs	6—IRBE, Arturs	159—KARPA, Dave
2001-02 (NHL)	2.54—IRBE, Arturs	3—IRBE, Arturs	106—LANGDON, Darren
2002-03 (NHL)	2.55—WEEKES, Kevin	5—WEEKES, Kevin	141—HILL, Sean
2003-04 (NHL)	2.41—WEEKES, Kevin	6—WEEKES, Kevin	127—BOULERICE, Jesse
2005-06 (NHL)	2.78—GERBER, Martin	3—GERBER, Martin	138—COMMODORE, Mike
2006-07 (NHL)	2.85—GRAHAME, John	2—WARD, Cam	113—COMMODORE, Mike
2007-08 (NHL)	2.75—WARD, Cam	4—WARD, Cam	115—WALKER, Scott
2008-09 (NHL)	2.44—WARD, Cam	6—WARD, Cam	79—RUUTU, Tuomo
2009-10 (NHL)	2.69—WARD, Cam	1—LEGACE, Manny	106—KOSTOPOULOS, Tom
2010-11 (NHL)	2.56—WARD, Cam	4—WARD, Cam	85—GLEASON, Tim
2011-12 (NHL)	2.48—PETERS, Justin	5—WARD, Cam	76—ALLEN, Bryan
2012-13 (NHL)	2.84—WARD, Cam	1—ELLIS/PETERS	54—STAAL, Eric
2013-14 (NHL)	2.30—KHUDBOIN, Anton	1—KHUDBOIN/PETERS	74—STAAL, Eric
2014-15 (NHL)	2.40—WARD, Cam	1—KHUDBOIN/WARD	74—MALONE, Brad
2015-16 (NHL)	2.41—WARD, Cam	2—LACK, Eddie	75—MALONE, Brad
2016-17 (NHL)	2.64—LACK, Eddie	2—WARD, Cam	<b>38—STAAL, Jordan</b>
2017-18 (NHL)	2.73—WARD, Cam	2—WARD, Cam	56—WILLIAMS, Justin
2018-19 (NHL)	<b>2.39—MRAZEK, Petr</b>	<b>4—MRAZEK, Petr</b>	<b>62—SVECHNIKOV, Andrei</b>

## STREAKS / SUPERLATIVES / HOME / AWAY

### LONGEST UNBEATEN STREAKS

#### OVERALL

Jan. 20-Feb. 10, 1982	10	6-0-4
March 18-April 7, 2009	9	9-0-0
Dec. 31-Jan. 19, 2006	9	9-0-0
Oct. 22-Nov. 11, 2005	9	9-0-0
Dec. 31-Jan. 18, 2001	9	7-0-2
March 9-29, 1985	9	7-0-2
March 15-April 1, 1986	8	6-0-2
Feb. 5-March 4, 2010	7	7-0-0
Oct. 17-Nov. 4, 1987	7	5-0-2

#### AT HOME

Feb. 20-April 7, 2009	12	12-0-0
Dec. 31-Jan. 28, 2006	9	9-0-0
Dec. 15-Jan. 18, 2001	9	8-0-1
Jan. 24-March 11, 2010	8	8-0-0
Jan. 23-March 21, 2002	8	1-0-7
Nov. 12-Dec. 13, 2016	7	7-0-0
March 15-April 5, 1986	7	5-0-2

#### ON ROAD

Nov. 11-Dec. 5, 1996	8	4-0-4
Jan. 23-Feb. 10, 1982	6	3-0-3
Nov. 30-Dec. 26, 1989	6	5-0-1
Nov. 10-Dec. 7, 1990	6	6-0-0

### LONGEST WIN STREAKS

#### OVERALL

March 18-April 7, 2009	9
Dec. 31-Jan. 19, 2006	9
Oct. 22-Nov. 11, 2005	9

#### AT HOME

Feb. 20-April 7, 2009	12
-----------------------	----

#### ON ROAD

Nov. 10-Dec. 7, 1990	6
----------------------	---

### MONTHLY SUPERLATIVES

	BEST RECORD		WORST RECORD		
	W-L-T/OT-OTL	PTS	W-L-T-OTL	PTS	
<b>OCTOBER</b>					
2005-06	8-2-1	17	1982-83	2-6-2	6
2007-08	7-3-3	17	2016-17	2-4-2	6
2001-02	6-5-0-2	14	1992-93	3-8-0	6
			2014-15	0-6-2	2
<b>NOVEMBER</b>					
2006-07	9-5-1	19	2009-10	3-10-2	8
2002-03	6-3-3-2	17	1980-81	3-8-2	8
2005-06	8-5-0	16	1982-83	3-8-1	7
1986-87	7-3-2	16	1992-93	3-8-1	7
2016-17	7-5-2	16	1984-85	2-7-2	6
2001-02	6-6-4-0	16			
<b>DECEMBER</b>					
2001-02	8-2-1-3	20	1999-00	3-8-1	7
2005-06	8-3-3	19	1991-92	3-8-1	7
1986-87	8-5-3	19	1995-96	2-10-3	7
2017-18	8-5-2	18	2014-15	3-10-1	7
			1979-80	1-8-3	5
<b>JANUARY</b>					
2005-06	13-1-0	26	2002-03	2-10-1-2	7
2013-14	10-4-0	20	1996-97	3-10-1	7
2009-10	9-5-0	18	1980-81	2-10-3	7
2010-11	8-4-2	18	1982-83	3-10-1	7
2000-01	8-4-2-0	18	1992-93	3-11-1	7
			1991-92	1-7-3	5
			1994-95	1-2-2	4
			2012-13	2-3-0	4
<b>FEBRUARY</b>					
2018-19	10-3-0	20	1985-86	2-10-1	5
2012-13	8-5-1	17	2001-02	2-3-1	5
1979-80	7-5-2	16	2005-06	2-3-0	4
2011-12	6-1-4	16	2013-14	1-4-0	2
<b>MARCH</b>					
2016-17	10-2-5	25	1993-94	4-10-1	9
2008-09	10-1-2	22	1980-81	3-9-2	8
1985-86	9-3-2	20	1982-83	3-10-1	7
2009-10	9-5-2	20			
2005-06	9-5-2	20			
1989-90	9-5-2	20			
<b>APRIL</b>					
1994-95	6-8-0	12	2017-18	1-2-0	2
			2007-08	1-2-0	2
			2015-16	1-3-0	2
			2003-04	0-1-1-0	1
			2002-03	0-3-0-0	0

### BEST ALL-TIME HOME STANDS

(Unbeaten records do not include games lost in overtime or a shootout)

#### THREE-GAME STANDS

Team was unbeaten in the following:

<b>3-0-0</b>	Jan. 21-24, 1988
	March 21-25, 1990
	Oct. 7-14, 1995
	March 13-18, 1996
	March 18-23, 2001
	Oct. 24-28, 2005
	Jan. 10-Jan. 15, 2006
	March 18-21, 2009
	Feb. 9-13, 2010
	Dec. 23-29, 2017
<b>2-0-1</b>	Nov. 21-25, 1979
	Jan. 27-31, 1982
	March 6-10, 1982
	March 27-April 2, 1983
	Oct. 24-31, 1987
	Dec. 29-Jan. 4, 1991-92
	Nov. 29-Dec. 4, 1998
	Nov. 2-6, 2001

#### FOUR-GAME STANDS

Team was unbeaten in the following:

<b>4-0-0</b>	March 17-24, 1985
<b>4-0-0</b>	Jan. 8-14, 2017
<b>3-0-1</b>	Oct. 18-25, 1980

### BEST ALL-TIME ROAD TRIPS

(Unbeaten records do not include games lost in overtime or a shootout)

#### THREE-GAME TRIPS

Team earned at least one point in each game of the following:

<b>2-0-1</b>	Feb. 1-5, 1984
	Dec. 18-21, 1987
	Nov. 12-16, 1996
	April 1-4, 2001
	Dec. 26-31, 2001
	March 29-April 1, 2010
	Jan. 20-23, 2019
<b>1-0-2</b>	Feb. 8-13, 2012

#### FOUR-GAME TRIPS

Team was unbeaten in the following:

<b>2-0-2</b>	Feb. 2-10, 1982
	Nov. 29-Dec. 5, 1996
<b>1-0-3-0</b>	Oct. 18-25, 2003

Team earned at least one point in each game of the following:

<b>3-0-1</b>	March 19-25, 2017
<b>2-0-1-1</b>	Feb. 23-29, 2004

#### FIVE-GAME TRIPS

Team's best records:

<b>4-1-0</b>	Feb. 28-March 8, 1998
<b>4-1-0</b>	Feb. 5-12, 2019

#### FIVE-GAME STANDS

Team was unbeaten in the following:

<b>5-0-0</b>	Dec. 13-Dec. 23, 2005
<b>4-0-1</b>	Dec. 31-Jan. 9, 2000-01
<b>3-0-2</b>	March 22-April 1, 1986

#### SIX-GAME STANDS

Team was unbeaten in the following:

<b>5-0-1</b>	Feb. 25-March 7, 1987
--------------	-----------------------

#### SEVEN-GAME STANDS

Team had two seven-game home stands:

<b>4-2-1</b>	Feb. 21-March 7, 1997
<b>4-3-0-0</b>	Dec. 27-Jan. 8, 2003-04

#### EIGHT-GAME STANDS

Team's only eight-game home stand:

<b>5-2-1</b>	Jan. 30-Feb. 13, 2018
--------------	-----------------------

#### NINE-GAME STANDS

Team earned points in each game of its lone nine-game home stand:

<b>4-0-3-2</b>	Oct. 30-Nov. 19, 2002
----------------	-----------------------

#### THREE-GAME TRIPS

<b>3-0-0-2</b>	March 13-20, 2004
<b>3-1-1</b>	Dec. 4-16, 2010
<b>3-2-0</b>	Jan. 24-Feb. 1, 1987
	Jan. 11-19, 1988
<b>2-1-2</b>	March 4-11, 2006
<b>2-1-1-1</b>	Feb. 1-14, 2001

#### SIX-GAME TRIPS

Team's only six-game road trips:

<b>5-1-0</b>	Jan. 30-Feb. 11, 1996
<b>4-1-1</b>	Feb. 2-Feb. 12, 2013
<b>3-1-2</b>	Oct. 6-22, 2007
	Oct. 17-30, 2008
<b>3-2-1</b>	Feb. 1-12, 1994
	Nov. 29-Dec. 10, 2005
<b>2-2-2</b>	Dec. 5-15, 2017
<b>2-4-0</b>	Jan. 25-Feb. 8, 1997

#### SEVEN-GAME TRIP

Team's only seven-game road trip:

<b>3-3-1</b>	Oct. 7-21, 2006
--------------	-----------------

#### EIGHT-GAME TRIP

Team's only eight-game road trip:

<b>5-3-0</b>	Feb. 7-March 7, 2002
--------------	----------------------

# BEST COMEBACKS

**MARCH 19, 1980 (AT HARTFORD)** — Hartford trailed Montreal in the third period 5-1, but came back with four goals to tie the game. Blaine Stoughton tied the game at 19:48 of the third period.

**FEBRUARY 15, 1981 (AT HARTFORD)** — The Whalers trailed Chicago 4-1 at the 14-minute mark of the second period, but came back to gain a 4-4 tie. Pat Boutette scored the tying goal at 2:20 of the third period.

**NOVEMBER 20, 1982 (AT HARTFORD)** — Hartford trailed Calgary 3-0 after the first period, but eventually gained a 4-4 tie when Pierre Larouche scored with just 36 seconds to play in the third period.

**FEBRUARY 1, 1984 (AT DETROIT)** — Hartford trailed Detroit 6-3 with 10 minutes left in the game, but came back to get a 6-6 tie on goals by Ray Neufeld, Risto Siltanen and then Ron Francis with just 2:03 to play.

**OCTOBER 10, 1985 (AT BUFFALO)** — Buffalo jumped off to a quick 3-0 lead in the season opener, but the Whalers battled back and eventually posted a 5-4 victory on Bobby Crawford's goal at 18:49 of the third period.

**NOVEMBER 9, 1985 (AT QUEBEC)** — Hartford trailed Quebec 3-0 after two periods but came back with four goals in the third period to win it 4-3. Joel Quenneville scored the winner for Hartford at 15:24 of the final period.

**DECEMBER 13, 1985 (AT BUFFALO)** — Hartford trailed Buffalo 4-1 in the second period but eventually posted a 5-4 victory. Paul Lawless, who had three goals in the game, scored the game-winner at 19:18 of the third period.

**OCTOBER 11, 1986 (AT HARTFORD)** — Hartford trailed Calgary 5-2 in the third period of the season opener, but scored four straight goals in the final 13:28 of play to post a 6-5 victory. Joel Quenneville scored the dramatic game-winner at 19:40 with the Whalers shorthanded.

**NOVEMBER 16, 1987 (AT MONTREAL)** — Hartford trailed Montreal 3-0 midway through the game, but goals by Mike Millar, Brent Peterson and Stewart Gavin (Gavin's with 37 seconds left in regulation time) gave Hartford a 3-3 tie.

**DECEMBER 8, 1988 (AT HARTFORD)** — Hartford trailed the New York Rangers 4-1 at 15:24 of the second period. Ron Francis tallied a late goal in that stanza to reduce the deficit to 4-2, and then the Whalers registered three goals in a span of 9:42 of the third period to win it. Tom Martin scored the game-winner at 14:44.

**JANUARY 19, 1989 (AT HARTFORD)** — Montreal built up a 4-0 lead by the 13:01 mark of the second period. Dave Tippett scored late in the second stanza to make it 4-1, and the Whalers registered four goals in a 5:43 span of the third period to take the lead, with Jody Hull getting the eventual game-winner. Kevin Dineen scored into an empty net to clinch the 6-4 win.

**NOVEMBER 23, 1990 (AT BOSTON)** — Hartford trailed Boston 3-0 after two periods but took advantage of two major penalties by the Bruins to score four power-play goals to beat the Bruins 4-3. Pat Verbeek had two goals and two assists to pace the victory.

**DECEMBER 13, 1991 (AT BUFFALO)** — Hartford trailed Buffalo 3-0 after the first period but scored five unanswered second period goals, two by Zarley Zalapski, en route to an 8-4 win. It was Friday the 13th.

**FEBRUARY 9, 1992 (AT HARTFORD)** — Down 4-1 in the third period, Hartford scored three goals in a span of 3:25 to tie the Minnesota North Stars 4-4. Jim McKenzie scored two goals, Steve Konroyd the other. Zarley Zalapski had three assists.

**FEBRUARY 27, 1993 (AT QUEBEC)** — Down 3-0 after the first 8:19 of the game, Hartford scored five unanswered goals in a 5-3 win.

**APRIL 10, 1994 (AT TAMPA BAY)** — Down 3-0 after the first 3:58 of the game, Hartford scored three times in 4:58 to tie the score after the first period. They went on to win 6-4.

**MARCH 14, 1995 (AT NY ISLANDERS)** — Down 3-0 before scoring at 7:50 of the second period, Hartford scored five straight goals to take a 5-3 lead by 2:41 of the third period. They went on to win 6-4.

**NOVEMBER 23, 1997 (AT CALGARY)** — Calgary jumped out to a 3-0 lead in the second period before Carolina responded with a goal with one minute remaining in the period and two scores in the third to end up with a 3-3 tie. Nelson Emerson scored the game-tying goal with 5:24 left in the third period.

**NOVEMBER 5, 1998 (AT NY ISLANDERS)** — After allowing three goals in the first 11:59 of the game, Carolina scored in the first and second periods to close the gap to 3-2 entering the third period. Carolina tallied three goals (Jeff O'Neill, Martin Gelinias and Kent Manderville) in a 3:20 span early in the third period for a 6-3 victory.

**MARCH 15, 1999 (AT PHOENIX)** — Carolina surrendered two goals to Phoenix in the first 1:12 of the game and trailed 3-1 after the first period. After trading goals in the

second period, Carolina was in a 5-2 hole with 11:51 remaining. Ron Francis and Jeff O'Neill tallied goals in a 5:57 span to close the deficit to one. Martin Gelinias notched the game-tying goal with 1:34 remaining in the third period to tie the game 5-5.

**JANUARY 7, 2000 (AT CAROLINA)** — After trailing 4-0 to Anaheim midway through the second period, Andrei Kovalenko scored at the 17:34 mark of the second period. Jeff O'Neill scored twice and Glen Wesley added another in the third period to tie the score at 4-4.

**\*MAY 9, 2002 (AT MONTREAL)** — In Game 4 of the Eastern Conference Semifinals, Carolina trailed Montreal 3-0 heading into the third period. Sean Hill scored a power play goal at 3:57 of the third period and Bates Battaglia cut the lead to one at 12:43. Erik Cole tied the game with 41 seconds left in regulation with Carolina skating with an extra attacker. Then, defenseman Niclas Wallin won it with a shot from the right point at 3:14 of the overtime period to give Carolina the momentum and propel the Hurricanes to the series victory in six games.

**\*JUNE 5, 2006 (AT CAROLINA)** — In Game 1 of the Stanley Cup Finals, Carolina trailed Edmonton 3-0 before Rod Brind'Amour put the Hurricanes on the board with 2:43 remaining in the second period. Ray Whitney opened the third period with an even-strength goal at the 1:40 mark and added a power-play goal at 5:09 to even the score 3-3. Justin Williams gave Carolina a 4-3 lead at the 10:02 mark before Edmonton's Ales Hemsky tied it 4-4 with 6:29 remaining in regulation. Brind'Amour iced the game with 32 seconds remaining in regulation to give Carolina its first Stanley Cup Finals victory en route to a 4-3 series triumph and the franchise's first championship.

**JANUARY 11, 2007 (AT CAROLINA)** — Trailing Florida 3-0 after two periods, Chad LaRose broke up Alex Auld's shutout bid 1:40 into the third frame. Subsequently, Erik Cole (3:06), Brock Walker (8:02), Cory Stillman (9:35) and Craig Adams (10:02) combined for four more goals in the 9:22 following LaRose's tally to give Carolina a 5-3 lead. Olli Jokinen made the game 5-4 with 56 seconds remaining in regulation, but former Panthers winger Ray Whitney iced the 6-4 win for Carolina with just 13 seconds to play.

**APRIL 7, 2007 (AT CAROLINA)** — In the final game of the season, Carolina trailed Florida 4-1, 12:14 into the second period with David Tanabe's goal at 5:46 of the second the lone high point for the home team. Then, 5:31 into the third period, Tanabe again scored to bring the Hurricanes to within two goals. At the 12:13 mark of the third, Erik Cole scored to make it 4-3, followed by Eric Staal who tied the game with just 4:23 remaining in regulation. John Grahame stopped Bryan Allen's penalty shot 2:37 into overtime, and Rod Brind'Amour sent the Hurricanes into the offseason with a win when he beat netminder Craig Anderson with 24 seconds left in the extra frame.

**OCTOBER 11, 2008 (AT TAMPA BAY)** — In just the second game of the regular season, Carolina trailed 3-0 late in the second period. Rod Brind'Amour got the Hurricanes' rally started with less than one minute remaining in the second frame, and Matt Cullen used a power-play goal 1:56 into the third to cut the Lightning lead to one. Eric Staal tied the game 3-3 with 10:04 remaining in regulation. The Hurricanes peppered goaltender Mike Smith with five shots in the overtime period, the last coming when Staal notched his second of the game with 24 seconds remaining. It marked just the third regular-season three-goal comeback for Carolina since the team's relocation in 1997.

**\*APRIL 28, 2009 (AT NEW JERSEY)** — THE SHOCK AT THE ROCK: Carolina trailed New Jersey 3-2 with 1:20 remaining in Game 7 of the Eastern Conference Quarterfinals at the Prudential Center when Jussi Jokinen one-timed a pass from Joni Pitkanen to tie the game. Eric Staal then notched the game-winner when he fired a shot under Martin Brodeur's right shoulder with 32 seconds remaining. Staal's goal marked the latest game-winning goal in the third period of a Game 7 in Stanley Cup playoffs history, and Jokinen's and Staal's goals in the final 1:20 also marked the latest in a Game 7 that a team trailed in regulation and came back to win.

**DECEMBER 31, 2013 (AT CAROLINA)** — Down 3-0 through two periods, the Hurricanes appeared to be en route to a disappointing end to 2013. But, after the teams started the third period 4-on-4, Canadiens defenseman Andrei Markov took a penalty just 11 seconds into the frame that led to Jeff Skinner's 4-on-3 power-play goal at 1:38. Skinner struck again 37 seconds later during the ensuing 5-on-4 before Eric Staal tied the game 3-3 at 4:07. Manny Malhotra's goal at 8:16 gave the Hurricanes a short-lived lead that P.K. Subban nullified two minutes later. The score remained 4-4 until Carolina's Alexander Semin beat Carey Price at 3:27 of overtime to seal the win. The dramatic victory propelled the Hurricanes into their 14-game January schedule that saw the team post 10 wins in a month for just the third time in its history.

**\*APRIL 24, 2019 (AT WASHINGTON)** — Carolina trailed Washington 2-0 after the first period of Game 7 of the Eastern Conference First Round. Sebastian Aho scored shorthanded at 9:51 of the second period to bring the Hurricanes within one, but the Capitals' Evgeny Kuznetsov scored less than four minutes later to restore Washington's two-goal lead. Teuvo Teravainen scored at 16:37 of the second period to make the game 3-2, then Jordan Staal fired a shot from the right circle past Braden Holtby at 2:56 of the third period to tie the game at three. Brock McGinn cleared a loose puck off of Carolina's goal line late in regulation, then went on to score the game-winner at 11:05 of the second overtime, eliminating the defending Stanley Cup champions. The win marked the first double-overtime victory in franchise history.

*\* Playoff game*

# SEASON RECORDS

## 1979-80 THROUGH 2018-19

(Minimum 70-Game Season For "Fewest" Records; OTLs do not count as losses)

		—OVERALL—			—AT HOME—			—ON ROAD—		
POINTS:	<b>MOST</b>	<b>112</b>	<b>(2005-06)</b>	<b>64</b>	<b>(2005-06)</b>	<b>48</b>	<b>(2001-02, 2005-06)</b>			
	<i>FEWEST</i>	45	(1982-83)	29	(1992-93)	14	(1982-83)			
WINS:	<b>MOST</b>	<b>52</b>	<b>(2005-06)</b>	<b>31</b>	<b>(2005-06)</b>	<b>22</b>	<b>(2018-19)</b>			
	<i>FEWEST</i>	19	(1982-83)	12	(1992-93, 2002-03)	5	(1979-80)			
LOSSES:	<b>MOST</b>	<b>54</b>	<b>(1982-83)</b>	<b>25</b>	<b>(1992-93)</b>	<b>32</b>	<b>(1982-83)</b>			
	<i>FEWEST</i>	22	(2005-06)	8	(2005-06)	13	(2001-02)			
TIES:	<b>MOST</b>	<b>19</b>	<b>(1979-80)</b>	<b>11</b>	<b>(2001-02)</b>	<b>13</b>	<b>(1979-80)</b>			
	<i>FEWEST</i>	4	(1985-86)	2	(1985-86, 1988-89)	1	(1992-93, 1997-98)			
GOALS SCORED:	<b>MOST</b>	<b>332</b>	<b>(1985-86)</b>	<b>181</b>	<b>(1985-86)</b>	<b>151</b>	<b>(1985-86)</b>			
	<i>FEWEST</i>	171	(2002-03)	84	(2002-03)	83	(2000-01)			
GOALS ALLOWED:	<b>MOST</b>	<b>403</b>	<b>(1982-83)</b>	<b>176</b>	<b>(1992-93)</b>	<b>234</b>	<b>(1982-83)</b>			
	<i>FEWEST</i>	202	(1998-99)	96	(1998-99)	106	(1998-99)			
SHUTOUTS:	<b>MOST</b>	<b>8</b>	<b>(1998-99)</b>	<b>5</b>	<b>(1998-99, 2011-12)</b>	<b>4</b>	<b>(2018-19)</b>			
	<i>FEWEST</i>	0	(1981-82, 1992-93)	0	(1981-82, 1982-83, 1992-93)	0	(1979-80, 1980-81, 1992-93, 1996-97, 2014-15)			
TIMES SHUTOUT:	<b>MOST</b>	<b>8</b>	<b>(1995-96, 2006-07, 2014-15)</b>	<b>6</b>	<b>(2002-03)</b>	<b>7</b>	<b>(1995-96)</b>			
	<i>FEWEST</i>	1	(1982-83, 1988-89, 2008-09)	0	(1979-80, 1980-81, 1986-87, 1988-89, 1990-91, 1998-99)	0	(2008-09)			
SHOTS TAKEN:	<b>MOST</b>	<b>2822</b>	<b>(2018-19)</b>	<b>1447</b>	<b>(2017-18)</b>	<b>1403</b>	<b>(2018-19)</b>			
	<i>FEWEST</i>	2142	(1998-99)	1081	(1998-99)	1046	(1979-80)			
SHOTS AGAINST:	<b>MOST</b>	<b>2871</b>	<b>(1982-83)</b>	<b>1373</b>	<b>(1982-83)</b>	<b>1501</b>	<b>(1992-93)</b>			
	<i>FEWEST</i>	2131	(1989-90)	963	(1989-90)	1069	(2000-01)			
PP CHANCES:	<b>MOST</b>	<b>531</b>	<b>(2005-06)</b>	<b>281</b>	<b>(2005-06)</b>	<b>250</b>	<b>(2005-06)</b>			
	<i>FEWEST</i>	217	(1979-80)	115	(2015-16)	99	(1979-80)			
PP GOALS:	<b>MOST</b>	<b>95</b>	<b>(2005-06)</b>	<b>48</b>	<b>(1989-90, 2005-06, 2007-08)</b>	<b>47</b>	<b>(2005-06)</b>			
	<i>FEWEST</i>	40	(2015-16)	18	(2016-17)	14	(1979-80)			
OPP. PP GOALS:	<b>MOST</b>	<b>107</b>	<b>(1992-93)</b>	<b>47</b>	<b>(1992-93)</b>	<b>60</b>	<b>(1992-93)</b>			
	<i>FEWEST</i>	29	(2014-15)	12	(1999-00, 2015-16)	13	(2014-15)			
SH SITUATIONS:	<b>MOST</b>	<b>493</b>	<b>(1992-93)</b>	<b>238</b>	<b>(2005-06)</b>	<b>260</b>	<b>(1992-93)</b>			
	<i>FEWEST</i>	190	(2014-15)	90	(2014-15)	96	(2017-18)			
SH GOALS:	<b>MOST</b>	<b>17</b>	<b>(2005-06)</b>	<b>8</b>	<b>(1985-86)</b>	<b>11</b>	<b>(2005-06)</b>			
	<i>FEWEST</i>	2	(2014-15)	1	(1988-89, 2014-15, 2017-18)	0	(1979-80)			
OPP. SH GOALS:	<b>MOST</b>	<b>18</b>	<b>(1988-89)</b>	<b>12</b>	<b>(1988-89)</b>	<b>9</b>	<b>(1980-81, 2000-01)</b>			
	<i>FEWEST</i>	1	(1979-80)	0	(1979-80, 2009-10)	1	(1979-80, 2010-11, 2011-12, 2016-17)			
PIMS:	<b>MOST</b>	<b>2354</b>	<b>(1992-93)</b>	<b>1213</b>	<b>(1989-90)</b>	<b>1353</b>	<b>(1992-93)</b>			
	<i>FEWEST</i>	476	(2016-17)	212	(2016-17)	251	(2017-18)			
OPPONENT PIMS:	<b>MOST</b>	<b>2244</b>	<b>(1992-93)</b>	<b>1017</b>	<b>(1989-90)</b>	<b>1258</b>	<b>(1987-88)</b>			
	<i>FEWEST</i>	544	(2016-17)	272	(2016-17)	263	(2017-18)			

## SPECIAL TEAMS HISTORY

Year	Power Play		NHL Rank	Shorthanded		NHL Rank	Year	Power Play		NHL Rank	Shorthanded		NHL Rank
	GF – Opp.	Pct.		GA – Opp.	Pct.			GF – Opp.	Pct.		GA – Opp.	Pct.	
1979-80	42 – 216	19.4%	15	64 – 249	74.3%	17	1999-00	58 – 342	17.0%	9	40 – 253	84.2%	15
1980-81	60 – 318	18.9%	18	80 – 328	75.6%	14	2000-01	72 – 382	18.8%	8	45 – 351	87.2%	2
1981-82	68 – 292	23.3%	10	78 – 283	72.4%	20	2001-02	63 – 391	16.1%	12	54 – 332	83.7%	20
1982-83	51 – 264	19.3%	20	70 – 293	76.1%	12	2002-03	58 – 420	13.8%	27	71 – 392	81.9%	22
1983-84	80 – 329	24.3%	5	68 – 301	77.4%	12	2003-04	41 – 384	10.7%	30	66 – 359	81.6%	25
1984-85	73 – 321	22.7%	10	62 – 324	80.9%	4	2005-06	95 – 531	17.9%	17	81 – 445	81.8%	19
1985-86	83 – 378	22.0%	11	72 – 376	80.9%	4	2006-07	67 – 447	15.0%	25	61 – 395	84.6%	6
1986-87	73 – 352	20.7%	11	71 – 336	78.9%	12	2007-08	79 – 420	18.8%	8	75 – 355	78.9%	26
1987-88	84 – 477	17.6%	17	67 – 426	84.3%	1	2008-09	70 – 374	18.7%	18	59 – 301	80.4%	19
1988-89	87 – 418	20.8%	10	70 – 377	81.4%	7	2009-10	56 – 332	16.9%	22	62 – 320	80.6%	19
1989-90	80 – 398	20.1%	13	74 – 401	81.5%	4	2010-11	55 – 346	15.9%	24	51 – 272	81.2%	20
1990-91	73 – 403	18.1%	15	72 – 369	80.5%	11	2011-12	49 – 294	16.7%	19	49 – 252	80.6%	22
1991-92	73 – 414	17.6%	15	86 – 396	78.3%	18	2012-13	24 – 165	14.5%	27	36 – 161	77.6%	28
1992-93	78 – 444	17.6%	19	107 – 493	78.3%	19	2013-14	41 – 281	14.6%	28	44 – 241	81.7%	17
1993-94	61 – 408	15.0%	23	88 – 416	78.8%	24	2014-15	45 – 240	18.8%	13	29 – 190	84.7%	4
1994-95	30 – 174	17.2%	14	37 – 185	80.0%	22	2015-16	40 – 238	16.8%	24	32 – 204	84.3%	6
1995-96	67 – 372	18.0%	13	83 – 429	80.7%	19	2016-17	41 – 231	17.8%	21	32 – 202	84.2%	6
1996-97	58 – 321	18.1%	4	51 – 332	84.6%	10	2017-18	44 – 239	18.4%	22	43 – 191	77.5%	24
1997-98	50 – 378	13.2%	18	58 – 391	85.2%	12	2018-19	44 – 247	17.8%	20	44 – 239	81.6%	8
1998-99	42 – 382	11.0%	27	51 – 346	85.3%	12	<b>TL:</b>	<b>2,355 – 13,363</b>	<b>17.6%</b>		<b>2,351 – 12,302</b>	<b>80.9%</b>	



# SEASON RECORDS

## LONGEST WIN STREAK

	<b>9</b>	<b>OCT. 22 – NOV. 11, 2005; DEC. 31, 2005 – JAN. 19, 2006; MARCH 18 – APRIL 7, 2009</b>
AT HOME	12	FEB. 20 – APRIL 7, 2009
ON ROAD	6	NOV. 10 – DEC. 7, 1990

## LONGEST UNBEATEN STREAK

	<b>10</b>	<b>JAN. 20 – FEB. 10, 1982 (6-0-4)</b>
AT HOME	12	FEB. 20 – APRIL 7, 2009
ON ROAD	8	NOV. 11 – DEC. 5, 1996 (4-0-4)

## LONGEST WINLESS STREAK

	<b>14</b>	<b>JAN. 4 – FEB. 9, 1992 (0-8-6), OCT. 10 – NOV. 13, 2009 (0-10-4)</b>
AT HOME	13	JAN. 15 – MARCH 10, 1985 (0-11-2)
ON ROAD	15	NOV. 11, 1979 – JAN. 9, 1980 (0-11-4); JAN. 7, 2003 – MARCH 2, 2003 (0-11-2-2)

## LONGEST LOSING STREAK

	<b>9</b>	<b>FEB. 19 – MARCH 8, 1983</b>
AT HOME	8	MARCH 14, 2013 – APRIL 9, 2013
ON ROAD	13	DEC. 18, 1982 – FEB. 5, 1983

## MOST CONSECUTIVE TIES

	<b>3</b>	<b>MARCH 19 – 22, 1980 (ALL WERE 5-5 TIES)</b>
AT HOME	7	JAN. 23 – MARCH 18, 2002
ON ROAD	3	MARCH 9 – 22, 1980

## MOST CONSECUTIVE NON-TIE GAMES

	<b>39</b>	<b>MARCH 16, 1985 – DEC. 14, 1985 (23W, 16L)</b>
AT HOME	44	MARCH 17, 1985 – MARCH 22, 1986 (25W, 19L)
ON ROAD	34	OCT. 26, 1997 – APRIL 19, 1998 (17W, 17L)

## 80-OR-MORE-POINT-MEN IN A SEASON

MOST	3	1979-80 (Mike Rogers 105, Blaine Stoughton 100, Mark Howe 80) 1992-93 (Geoff Sanderson 89, Andrew Cassels 86, Pat Verbeek 82)
FEWEST	0	1985-86, 1987-88, 1991-92, 1993-94, 1995-96, 1996-97, 1997-98, 1998-99, 1999-00, 2000-01, 2001-02, 2002-03, 2003-04, 2008-09, 2009-10, 2010-11, 2011-12, 2013-14, 2014-15, 2015-16, 2016-17, 2017-18

## 90-OR-MORE-POINT-MEN IN A SEASON

MOST	2	1979-80 (Mike Rogers 105, Blaine Stoughton 100)
FEWEST	0	1983-84, 1984-85, 1985-86, 1987-88, 1988-89, 1991-92, 1992-93, 1993-94, 1995-96, 1996-97, 1997-98, 1998-99, 1999-00, 2000-01, 2001-02, 2002-03, 2003-04, 2006-07, 2007-08, 2008-09, 2009-10, 2010-11, 2011-12, 2013-14, 2014-15, 2015-16, 2016-17, 2017-18, 2018-19

## 100-OR-MORE-POINT-MEN IN A SEASON

MOST	2	1979-80 (Mike Rogers 105, Blaine Stoughton 100)
FEWEST	0	1981-82, 1982-83, 1983-84, 1984-85, 1985-86, 1987-88, 1988-89, 1991-92, 1992-93, 1993-94, 1995-96, 1996-97, 1997-98, 1998-99, 1999-00, 2000-01, 2001-02, 2002-03, 2003-04, 2006-07, 2007-08, 2008-09, 2009-10, 2010-11, 2011-12, 2013-14, 2014-15, 2015-16, 2016-17, 2017-18, 2018-19

## 20-OR-MORE-GOAL-SCORERS IN A SEASON

MOST	8	1986-87 (Kevin Dineen 40, John Anderson 31, Ron Francis 30, Ray Ferraro 27, Sylvain Turgeon 23, Paul Lawless 22, Dean Evason 22, Stewart Gavin 20)
FEWEST	0	2003-04

## 30-OR-MORE-GOAL-SCORERS IN A SEASON

MOST	4	2005-06 (Eric Staal 45, Justin Williams 31, Rod Brind'Amour 31, Erik Cole 30)
FEWEST	0	1987-88, 1991-92, 1997-98, 1999-00, 2003-04, 2011-12, 2014-15, 2015-16, 2017-18

## 40-OR-MORE-GOAL-SCORERS IN A SEASON

MOST	2	1979-80 (Blaine Stoughton 56, Mike Rogers 44) 1980-81 (Blaine Stoughton 43, Mike Rogers 40) 1988-89 (Kevin Dineen 45, Ray Ferraro 41)
FEWEST	0	1984-85, 1987-88, 1991-92, 1996-97, 1997-98, 1998-99, 1999-00, 2001-02, 2002-03, 2003-04, 2006-07, 2007-08, 2009-10, 2010-11, 2011-12, 2013-14, 2014-15, 2015-16, 2016-17, 2017-18, 2018-19

## 50-OR-MORE-GOAL-SCORERS IN A SEASON

MOST	1	1979-80 (Blaine Stoughton 56) 1981-82 (Blaine Stoughton 52)
FEWEST	0	1980-81, 1982-83, 1983-84, 1984-85, 1985-86, 1986-87, 1987-88, 1988-89, 1989-90, 1990-91, 1991-92, 1992-93, 1993-94, 1995-96, 1996-97, 1997-98, 1998-99, 1999-00, 2000-01, 2001-02, 2002-03, 2003-04, 2005-06, 2006-07, 2007-08, 2008-09, 2009-10, 2010-11, 2011-12, 2013-14, 2014-15, 2015-16, 2016-17, 2017-18, 2018-19

## 40-OR-MORE-ASSIST-MEN IN A SEASON

MOST	4	1979-80 (Mike Rogers 61, Mark Howe 56, Dave Keon 52, Blaine Stoughton 44) 1985-86 (Dave Babych 55, Ron Francis 53, Ray Ferraro 47, John Anderson 45) 1988-89 (Ron Francis 48, Kevin Dineen 44, Dave Babych 41, Scott Young 40) 1989-90 (Ron Francis 69, Pat Verbeek 45, Kevin Dineen 41, Scott Young 40) 1992-93 (Andrew Cassels 65, Zarley Zalapski 51, Pat Verbeek 43, Geoff Sanderson 43)
FEWEST	0	1997-98, 1998-99, 2002-03, 2003-04, 2014-15, 2015-16, 2016-17

## 50-OR-MORE-ASSIST-MEN IN A SEASON

MOST	3	1979-80 (Mike Rogers 61, Mark Howe 56, Dave Keon 52)
FEWEST	0	1981-82, 1988-89, 1993-94, 1995-96, 1996-97, 1997-98, 1998-99, 2002-03, 2003-04, 2007-08, 2009-10, 2010-11, 2011-12, 2013-14, 2014-15, 2015-16, 2016-17, 2017-18

## 60-OR-MORE-ASSIST-MEN IN A SEASON

MOST	1	1979-80 (Mike Rogers 61), 1980-81 (Mike Rogers 65), 1983-84 (Ron Francis 60), 1986-87 (Ron Francis 63), 1989-90 (Ron Francis 69), 1990-91 (John Cullen 71: 63/Pitt., 8/HFD), 1992-93 (Andrew Cassels 65)
FEWEST	0	1981-82, 1982-83, 1984-85, 1985-86, 1987-88, 1988-89, 1991-92, 1993-94, 1995-96, 1996-97, 1997-98, 1998-99, 1999-00, 2000-01, 2001-02, 2002-03, 2003-04, 2006-07, 2007-08, 2009-10, 2010-11, 2011-12, 2013-14, 2014-15, 2015-16, 2016-17, 2017-18, 2018-19

## 100-PENALTY-MINUTE-MEN IN A SEASON

MOST	11	1990-91
FEWEST	0	1999-00, 2008-09, 2010-11, 2011-12, 2013-14, 2014-15, 2015-16, 2016-17, 2017-18, 2018-19

## 150-PENALTY-MINUTE-MEN IN A SEASON

MOST	5	1989-90, 1992-93
FEWEST	0	1979-80, 1999-00, 2001-02, 2002-03, 2006-07, 2007-08, 2008-09, 2009-10, 2010-11, 2011-12, 2013-14, 2014-15, 2015-16, 2016-17, 2017-18, 2018-19

## 200-PENALTY-MINUTE-MEN IN A SEASON

MOST	3	1992-93 (Nick Kypreos 325, Mark Janssens 237, Jim McKenzie 202)
FEWEST	0	1979-80, 1980-81, 1983-84, 1988-89, 1998-99, 1999-00, 2000-01, 2001-02, 2002-03, 2006-07, 2007-08, 2008-09, 2009-10, 2010-11, 2011-12, 2013-14, 2014-15, 2015-16, 2016-17, 2017-18, 2018-19

## SINGLE GAME RECORDS

### MOST GOALS SCORED

AT HOME	11	Feb. 12, 1984 — In an 11-0 win vs. Edmonton Oct. 19, 1985 — In an 11-6 win vs. Montreal Jan. 17, 1986 — In an 11-6 win vs. Quebec March 15, 1986 — In an 11-4 win vs. Chicago
ON ROAD	9	Nov. 27, 1985 — In a 9-0 win at Los Angeles March 30, 1989 — In a 9-5 win at Pittsburgh Oct. 8, 1989 — In a 9-6 win at Quebec March 7, 2009 — In a 9-3 win at Tampa Bay

### MOST GOALS SCORED BY BOTH TEAMS

AT HOME	17	Oct. 19, 1985 — In an 11-6 win vs. Montreal Jan. 17, 1986 — In an 11-6 win vs. Quebec
ON ROAD	15	Feb. 22, 1982 — In an 8-7 loss at Minnesota Feb. 1, 1983 — In a 12-3 loss at Quebec Dec. 22, 1984 — In a 10-5 loss at Montreal Oct. 8, 1989 — In a 9-6 win at Quebec Jan. 18, 1993 — In an 8-7 loss vs. Winnipeg at Saskatoon

### MOST SHOTS TAKEN

AT HOME	65	March 15, 1984 — In a 5-3 win vs. Toronto
ON ROAD	60	Nov. 2, 2017 — In a 5-3 loss at Colorado

### MOST SHOTS ALLOWED

AT HOME	59	Nov. 2, 1982 — In a 7-6 loss vs. Minnesota
ON ROAD	60	Oct. 25, 2008 — In a 4-3 win at NY Islanders

### MOST GOALS ALLOWED

AT HOME	10	Feb. 10, 1985 — In a 10-4 loss vs. Quebec March 5, 1992 — In a 10-4 loss vs. Quebec
ON ROAD	12	Feb. 1, 1983 — In a 12-3 loss at Quebec

### LARGEST WINNING MARGIN

AT HOME	11 goals	Feb. 12, 1984 — In an 11-0 win vs. Edmonton
ON ROAD	9 goals	Nov. 27, 1985 — In a 9-0 win at Los Angeles

### LARGEST LOSING MARGIN

AT HOME	9 goals	Nov. 12, 2005 — In a 9-0 loss vs. Atlanta
ON ROAD	9 goals	Dec. 6, 1982 — In an 11-2 loss at Montreal Feb. 1, 1983 — In a 12-3 loss at Quebec

# NHL GAME RECORDS

## MOST SHOTS ON GOAL BY BOTH TEAMS IN ONE GAME

AT HOME	91	Feb. 14, 1982 — Hartford had 40 shots, Islanders 51 in a 9-1 loss vs. NY Islanders
		March 7, 1982 — Hartford had 51 shots, Kings 40 in a 7-6 win vs. Los Angeles
ON ROAD	95	March 21, 1982 — Hartford had 44 shots, Flyers 51 in a 5-3 loss at Philadelphia

## FEWEST SHOTS TAKEN

AT HOME	14	Jan. 28, 1995 — In a 2-1 loss vs. Florida
		Jan. 20, 2004 — In a 3-1 loss vs. Ottawa
ON ROAD	10	Jan. 30, 1999 — In a 3-1 win at Montreal

## FEWEST SHOTS ALLOWED

AT HOME	10	March 26, 2000 — In a 4-1 win vs. NY Islanders
		March 22, 2007 — In a 4-3 win vs. Washington
ON ROAD	11	Dec. 16, 2001 — In a 7-0 win at Pittsburgh

## FEWEST SHOTS ON GOAL BY BOTH TEAMS

AT HOME	33	Nov. 20, 1993 — Hartford took 20 shots, Sharks 13 in a 3-2 loss vs. San Jose
ON ROAD	35	March 8, 2001 — Carolina had 20 shots, Lightning 15 in a 1-0 loss at Tampa Bay

## MOST PENALTY MINUTES

AT HOME	89	March 31, 1982 — In a 5-1 loss vs. Montreal (7 minors, 5 majors, 4 misconducts, 1 game misconduct)
ON ROAD	125	Oct. 12, 1992 — In a 6-2 loss at NY Rangers (15 minors, 5 majors, 4 misconducts, 2 game misconducts)

## MOST PENALTY MINUTES BY AN OPPONENT

AT HOME	108	March 31, 1982 — In a 5-1 loss vs. Montreal (9 minors, 6 majors, 4 misconducts, 2 game misconducts)
ON ROAD	106	Jan. 11, 1982 — In a 6-2 loss at Quebec (6 minors, 5 majors, 7 misconducts)

## MOST PENALTY MINUTES BY BOTH TEAMS

AT HOME	197	March 31, 1982 — In a 6-1 loss vs. Montreal. Hartford had 89 minutes, Canadiens 108
ON ROAD	222	Jan. 11, 1982 — In a 6-2 loss at Quebec. Hartford had 115 minutes, Nordiques 107

## FEWEST PENALTY MINUTES

AT HOME	0	13 times; most recent: Oct. 29, 2017 — In a 4-3 SO loss vs. Anaheim
ON ROAD	0	Nine times; most recent: Jan. 9, 2018 — In a 5-4 loss at Tampa Bay

## FEWEST PENALTY MINUTES BY AN OPPONENT

AT HOME	0	April 23, 2013 — NY Islanders in a 4-3 shootout loss
		Nov. 6, 2015 — Dallas in a 4-1 win
ON ROAD	0	10 times; most recent: March 26, 2019 — Washington in a 4-1 loss

## FEWEST PENALTY MINUTES BY BOTH TEAMS

AT HOME	0	Jan. 14, 2017 — Neither Carolina nor the NY Islanders received a penalty in a 7-4 win
ON ROAD	0	Jan. 26, 1980 — Neither Hartford nor NY Islanders received a penalty in a 3-2 loss
		April 6, 2015 — Neither Carolina nor Buffalo received a penalty in a 4-3 loss
		Dec. 28, 2016 — Neither Carolina nor Pittsburgh received a penalty in a 3-2 loss

## MOST GOALS SCORED

### FIRST PERIOD

AT HOME	7	Oct. 19, 1985 — In an 11-6 win vs. Montreal
ON ROAD	5	March 4, 2006 — In an 7-5 win at Pittsburgh April 6, 2010 — In an 8-5 win at Tampa Bay

### SECOND PERIOD

AT HOME	7	April 4, 1980 — In a 9-2 win vs. Quebec
ON ROAD	6	March 7, 2009 — In a 9-3 win at Tampa Bay

### THIRD PERIOD

AT HOME	6	Dec. 27, 1981 — In a 7-3 win vs. Toronto Jan. 11, 2007 — In a 6-4 win vs. Florida Dec. 13, 2016 — In an 8-6 win vs. Vancouver
ON ROAD	5	Oct. 25, 1983 — In an 8-5 win at Los Angeles Oct. 26, 1988 — In a 7-1 win at Buffalo

## MOST GOALS ALLOWED

### FIRST PERIOD

AT HOME	5	Dec. 26, 1981 — In a 9-6 loss vs. Boston March 15, 1988 — In an 8-6 loss vs. Calgary Oct. 9, 1993 — In a 5-2 loss vs. Philadelphia Nov. 12, 2005 — In a 9-0 loss vs. Atlanta
ON ROAD	6	Feb. 1, 1983 — In a 12-3 loss at Quebec

### SECOND PERIOD

AT HOME	6	Jan. 29, 1991 — In an 8-1 loss vs. NY Islanders Dec. 26, 1998 — In a 6-3 loss vs. NY Rangers
ON ROAD	6	Jan. 30, 1996 — In an 8-2 loss at San Jose

### THIRD PERIOD

AT HOME	6	Nov. 12, 1985 — In an 8-1 loss vs. Los Angeles
ON ROAD	7	Dec. 6, 1982 — In an 11-2 loss at Montreal

## MOST GOALS SCORED BY BOTH TEAMS

### FIRST PERIOD

AT HOME	9	Feb. 25, 1984 — Hartford 5 goals, Flyers 4 in a 9-7 win vs. Philadelphia Oct. 19, 1985 — Hartford scored 7 goals, Canadiens 2 in an 11-6 win vs. Montreal
ON ROAD	8	Jan. 2, 1983 — Hartford scored 3 goals, Sabres 5 in an 8-4 loss at Buffalo Dec. 9, 1989 — Hartford scored 6 goals, Devils 2 in a 7-3 win at New Jersey Nov. 1, 1991 — Hartford and Red Wings each scored 4 goals in an 8-5 loss at Detroit

### SECOND PERIOD

AT HOME	8	Nov. 30, 1979 — Hartford scored 5 goals, Penguins 3 in a 7-5 win vs. Pittsburgh April 4, 1980 — Hartford scored 7 goals, Nordiques 1 in a 9-2 win vs. Quebec Dec. 26, 1980 — Hartford scored 4 goals, Penguins 4 in a 9-7 win vs. Pittsburgh Nov. 18, 1981 — Hartford scored 5 goals, Maple Leafs 3 in an 8-5 win vs. Toronto March 7, 1982 — Hartford scored 5 goals, Kings 3 in a 7-6 win vs. Los Angeles March 28, 1987 — Hartford scored 4 goals, Penguins 4 in a 5-4 win vs. Pittsburgh Oct. 22, 1988 — Hartford scored 4 goals, Flyers 4 in an 8-6 win vs. Philadelphia
ON ROAD	8	Jan. 18, 1993 — Hartford scored 5 goals, Jets 3 in an 8-7 loss vs. Winnipeg at Saskatoon

### THIRD PERIOD

AT HOME	8	March 15, 1986 — Hartford scored 5 goals, Blackhawks 3 in an 11-4 win vs. Chicago
ON ROAD	7	Feb. 23, 1980 — Hartford scored 3 goals, Flames 4 in a 6-5 loss at Atlanta Feb. 22, 1982 — Hartford scored 3 goals, North Stars 4 in an 8-7 loss at Minnesota Dec. 6, 1982 — Hartford scored 0 goals, Canadiens 7 in an 11-2 loss at Montreal Oct. 25, 1983 — Hartford scored 5 goals, Kings 2 in an 8-5 win at Los Angeles Oct. 23, 1984 — Hartford scored 1 goal, Flames 6 in a 9-4 loss at Calgary Dec. 1, 1984 — Hartford scored 2 goals, Nordiques 5 in an 8-4 loss at Quebec Dec. 22, 1984 — Hartford scored 3 goals, Canadiens 4 in a 10-5 loss at Montreal Dec. 4, 1985 — Hartford scored 3 goals, Flames 4 in an 8-5 loss at Calgary Feb. 27, 1992 — Hartford scored 4 goals, Penguins 3 in an 8-4 win at Pittsburgh Dec. 13, 2018 — Carolina scored 3 goals, Canadiens 4 in a 6-4 loss at Montreal



# SINGLE PERIOD RESULTS

## MOST SHOTS TAKEN

### FIRST PERIOD

AT HOME	29	Nov. 21, 2018 — 5-2 win vs. Toronto
ON ROAD	23	Dec. 28, 1995 — 9-4 loss at Pittsburgh Feb. 23, 1996 — 5-4 loss at Pittsburgh April 6, 2010 — 8-5 win at Tampa Bay April 6, 2015 — 4-3 loss at Buffalo

### SECOND PERIOD

AT HOME	32	March 15, 1984 — 5-3 win vs. Toronto
ON ROAD	24	Dec. 13, 1991 — 8-4 win at Buffalo Oct. 22, 2005 — 4-0 win at Washington

### THIRD PERIOD

AT HOME	24	Dec. 8, 1983 — 8-6 loss vs. Toronto April 7, 2009 — 9-0 loss vs. NY Islanders
ON ROAD	26	March 2, 2014 — 5-3 loss at Anaheim

### OVERTIME

AT HOME	9	April 7, 2007 — 5-4 win vs. Florida Oct. 29, 2017 — 4-3 shootout loss vs. Anaheim
ON ROAD	10	March 5, 2004 — 3-2 win at Atlanta

## MOST SHOTS ALLOWED

### FIRST PERIOD

AT HOME	22	Feb. 15, 1983 — 5-2 loss vs. Los Angeles
ON ROAD	23	Nov. 7, 1982 — 6-2 loss at Washington Oct. 8, 1992 — 3-2 OT loss at Boston

### SECOND PERIOD

AT HOME	24	Nov. 2, 1982 — 7-6 loss vs. Minnesota
ON ROAD	24	Feb. 27, 1982 — 7-1 loss at Washington April 13, 1992 — 6-3 loss at Boston Nov. 13, 1992 — 8-2 loss at Buffalo

### THIRD PERIOD

AT HOME	28	Jan. 30, 1982 — 3-2 win vs. Boston
ON ROAD	24	Feb. 19, 1981 — 6-2 loss at Pittsburgh Feb. 15, 2000 — 5-1 loss at Ottawa

### OVERTIME

AT HOME	7	Jan. 25, 2002 — 1-1 tie vs. Florida Feb. 21, 2003 — 2-2 tie vs. Florida Dec. 26, 2009 — 3-4 shootout loss vs. Philadelphia
ON ROAD	8	Dec. 12, 1997 — 3-2 loss at Buffalo

## MOST SHOTS ON GOAL TAKEN BY BOTH TEAMS

### FIRST PERIOD

AT HOME	41	Feb. 15, 1983 — Hartford had 19 shots, Kings 22 in a 5-2 loss vs. Los Angeles Feb. 25, 1984 — Hartford had 24 shots, Flyers 17 in a 9-7 win vs. Philadelphia
ON ROAD	36	Feb. 23, 1996 — Hartford had 23 shots, Penguins 13 in a 5-4 loss at Pittsburgh March 17, 2016 — Carolina had 14 shots, Penguins 22 in a 4-2 loss at Pittsburgh

### SECOND PERIOD

AT HOME	39	March 15, 1984 — Hartford had 32 shots, Maple Leafs 7 in a 5-3 win vs. Toronto
ON ROAD	39	Dec. 10, 2001 — Carolina had 21 shots, Rangers 18 in a 4-3 OT win at NY Rangers

### THIRD PERIOD

AT HOME	36	Dec. 22, 2018 — Carolina had 20 shots, Penguins 16 in a 3-0 loss vs. Pittsburgh
ON ROAD	34	Nov. 5, 1980 — Hartford had 21 shots, Blues 13 in a 6-1 loss at St. Louis Oct. 28, 1983 — Hartford had 16 shots, Canucks 18 in a 5-4 OT loss at Vancouver Nov. 27, 1991 — Hartford had 16 shots, Flyers 18 in a 7-3 win at Philadelphia Feb. 6, 1992 — Hartford had 15 shots, Kings 19 in a 5-5 tie at Los Angeles March 2, 2014 — Carolina had 26 shots, Anaheim 8 in a 5-3 loss at Anaheim

### OVERTIME

AT HOME	13	April 7, 2007 — Carolina had 9 shots, Panthers 4 in a 5-4 win vs. Florida
ON ROAD	12	Jan. 7, 2003 — Carolina had 8 shots, Thrashers 4 in a 3-3 tie at Atlanta March 5, 2004 — Carolina had 10 shots, Thrashers 2 in a 3-2 OT win at Atlanta

## FEWEST SHOTS TAKEN

### FIRST PERIOD

AT HOME	1	March 19, 1991 — 1-1 tie vs. Boston Nov. 26, 2008 — 1-3 loss vs. Philadelphia
ON ROAD	1	March 26, 1980 — 7-0 loss at Winnipeg Nov. 15, 1990 — 4-2 win at New Jersey Nov. 22, 2006 — 4-2 loss at NY Islanders

### SECOND PERIOD

AT HOME	2	Seven times; most recent: Nov. 21, 2018 — 5-2 win vs. Toronto
ON ROAD	0	March 8, 1984 — 3-2 loss at Montreal

### THIRD PERIOD

AT HOME	1	Dec. 18, 2002 — 1-1 tie vs. Tampa Bay Nov. 16, 2008 — 3-2 OT win vs. Tampa Bay
ON ROAD	0	Four times; most recent: March 18, 2014 — 3-1 win at Columbus

## FEWEST SHOTS ALLOWED

### FIRST PERIOD

AT HOME	1	March 28, 2002 — 4-1 win vs. Philadelphia March 22, 2007 — 4-3 win vs. Washington Feb. 20, 2009 — 4-1 win vs. Tampa Bay
ON ROAD	1	March 28, 1989 — 4-2 loss at Buffalo March 21, 1999 — 3-2 OT loss at Dallas March 8, 2001 — 1-0 loss at Tampa Bay Dec. 28, 2006 — 4-1 loss at Buffalo

### SECOND PERIOD

AT HOME	2	Nine times; most recent: Jan. 31, 2017 — 5-1 win vs. Philadelphia
ON ROAD	2	Eight times; most recent: March 15, 2019 — 3-0 loss at Columbus

### THIRD PERIOD

AT HOME	0	Dec. 11, 1985 — 3-1 loss vs. Montreal March 29, 2003 — 3-1 loss vs. Buffalo
ON ROAD	0	Feb. 8, 2001 — 4-2 loss at Los Angeles Feb. 3, 2004 — 3-1 loss at Colorado

## FEWEST SHOTS ON GOAL TAKEN BY BOTH TEAMS

### FIRST PERIOD

AT HOME	7	Nov. 24, 1979 — Hartford had 5 shots, Nordiques 2 in a 4-4 tie vs. Quebec Dec. 6, 1986 — Hartford had 2 shots, Red Wings 5 in a 4-1 loss vs. Detroit Oct. 23, 1993 — Hartford had 4 shots, Sabres 3 in a 3-3 tie vs. Buffalo Oct. 20, 1998 — Carolina had 4 shots, Canucks 3 in a 3-1 win vs. Vancouver Dec. 4, 1998 — Carolina had 3 shots, Penguins 4 in a 3-3 tie vs. Pittsburgh
ON ROAD	6	March 28, 1989 — Hartford had 5 shots, Sabres 1 in a 4-2 loss at Buffalo

### SECOND PERIOD

AT HOME	8	March 25, 1989 — Hartford had 5 shots, Blues 3 in a 4-0 win vs. St. Louis Oct. 28, 2009 — Carolina had 5 shots, Blues 3 in a 5-2 loss vs. St. Louis Jan. 28, 2010 — Carolina had 5 shots, Islanders 3 in a 4-1 loss vs. NY Islanders
ON ROAD	8	March 13, 1990 — Hartford had 4 shots, Canucks 4 in a 1-0 win at Vancouver Feb. 26, 1999 — Carolina had 4 shots, Canucks 4 in a 1-0 loss at Vancouver Nov. 19, 1999 — Carolina had 3 shots, Capitals 5 in a 3-3 tie at Washington

### THIRD PERIOD

AT HOME	7	Feb. 18, 1986 — Hartford had 5 shots, Canucks 2 in a 5-4 win vs. Vancouver Jan. 3, 1998 — Carolina had 2 shots, Stars 5 in a 6-1 loss vs. Dallas
ON ROAD	5	Oct. 6, 1982 — Hartford had 4 shots, Canadiens 1 in a 2-1 loss at Montreal

# SINGLE PERIOD RESULTS

## RAPID SCORING RECORDS

### FASTEST GOALS

<b>Two</b>	6 seconds	March 28, 1987 — Sylvain Turgeon scored twice (13:59 and 14:05) in the second period of a 5-4 win vs. Pittsburgh.
<b>Three</b>	43 seconds	Oct. 28, 2006 — Eric Staal (8:23), Kevyn Adams (8:32), Erik Cole (9:06) in first period of a 6-4 win vs. Tampa Bay
<b>Four</b>	2 minutes, 28 seconds	Feb. 26, 1989 — Jody Hull (18:52) and Brian Lawton (19:20) scored at end of the first period, and Ron Francis (0:27) and Jody Hull (1:20) scored at the beginning of the second period in an 8-6 win vs. Pittsburgh.
<b>Five</b>	7 minutes, 32 seconds	Oct. 25, 1983 — Sylvain Turgeon (2:24), Bob Crawford (2:52), Ron Francis (4:59) and Blaine Stoughton (9:06 and 9:56) scored third period goals in an 8-5 win at Los Angeles.

### FASTEST GOALS BY OPPOSITION

<b>Two</b>	6 seconds	Jan. 6, 2000 — Joe Murphy (17:32) and Anson Carter (17:38) in first period of 7-3 Carolina win at Boston.
<b>Three</b>	42 seconds	Dec. 19, 2017 — Patrick Marleau (9:25) and Kasper Kapanen (9:31) in the third period of an 8-1 Toronto win at Toronto.
<b>Four</b>	1 minute, 33 seconds	Jan. 3, 1984 — John Ogradnick (15:45), Kelly Kisio (16:20) and Joe Paterson in a 7-1 Detroit win at Detroit.
<b>Five</b>	3 minutes, 23 seconds	Nov. 21, 1992 — Andrei Kovalenko (4:01), Gino Cavallini (4:48), Bill Lindsay (5:18) and Claude Lapointe (5:34) scored second period goals for the Nordiques in an 8-2 loss at Quebec.
		Dec. 6, 1982 — Mark Napier (11:44), Pierre Mondou (12:07), Ryan Walter (13:33), Guy Lafleur (14:08) and Keith Acton (15:07) scored third period goals for the Canadiens in an 11-2 loss at Montreal.

### FASTEST GOALS BY BOTH TEAMS

<b>Two</b>	4 seconds	Jan. 19, 1980 — Chicago's Bob Murray (19:50) and Hartford's Jody Douglas (19:54) scored third period goals in a 5-3 win at Chicago.
<b>Three</b>	32 seconds	March 28, 1987 — Pittsburgh's Mario Lemieux (13:33) and Hartford's Sylvain Turgeon (13:59 and 14:05) scored second period goals in a 5-4 win vs. Pittsburgh.
	32 seconds	Dec. 27, 2013 — Carolina's Andrej Sekera (19:58 of 1st), Pittsburgh's Sidney Crosby (0:16 of 2nd) and Carolina's Nathan Gerbe (0:30 of 2nd) in a 4-3 overtime loss vs. Pittsburgh.
<b>Four</b>	1 minute, 15 seconds	April 10, 1994 — Tampa Bay's John Tucker (3:11), Denis Savard (3:30 and 3:58) and Hartford's Robert Kron (4:26) scored first period goals in a 6-4 win vs. Tampa Bay.
<b>Five</b>	2 minutes, 34 seconds	April 10, 1994 — Tampa Bay's John Tucker (3:11), Denis Savard (3:30 and 3:58) and Hartford's Robert Kron (4:26) and Jocelyn Lemieux (5:45) scored first period goals in a 6-4 win vs. Tampa Bay.

### FASTEST GOAL AT THE START OF A PERIOD

#### FIRST PERIOD

HARTFORD/CAROLINA OPPONENTS	9 seconds	Shane Willis, Nov. 12, 2000 in a 4-0 win vs. Ottawa
	7 seconds	Dave (Tiger) Williams, Feb. 14, 1987 in a 5-2 loss at Los Angeles

#### SECOND PERIOD

HARTFORD/CAROLINA OPPONENTS	6 seconds	<b>Jordan Martinook</b> , Dec. 31, 2018 in a 3-1 win vs. Philadelphia
	6 seconds	Barry Pederson, Nov. 12, 1986 in a 4-3 win at Vancouver

#### THIRD PERIOD

HARTFORD/CAROLINA OPPONENTS	8 seconds	Ron Francis, Feb. 12, 1984 in an 11-0 win vs. Edmonton
	*4 seconds	Denis Savard, Jan. 12, 1986 in a 4-3 loss vs. Chicago (*This tied an NHL record for the fastest goal at the start of a period.)

#### OVERTIME

HARTFORD/CAROLINA OPPONENTS	16 seconds	Jeff O'Neill, Jan. 28, 2000 in a 4-3 win vs. New Jersey
	9 seconds	Glen Wesley, Feb. 22, 2007 in a 3-2 win vs. Philadelphia
		Kelly Miller, Jan. 16, 1999 in a 3-2 loss vs. Washington

## TEAM HAT TRICKS

SCORER	DATE	OPP.	GOALTENDER(S)	SCORER	DATE	OPP.	GOALTENDER(S)
1. Blaine Stoughton	11/21/79	Buffalo	Don Edwards	63. Steve Rice	3/29/95	at Florida	J. Vanbiesbrouck (2)/M. Fitzpatrick (1)
2. Jordy Douglas	1/17/80	Pittsburgh	Greg Millen	64. Igor Chibirev	4/5/95	at Pittsburgh	Wendell Young
3. Blaine Stoughton (2)	1/28/80	Atlanta	Dan Bouchard	65. Geoff Sanderson (4)	12/28/95	at Pittsburgh	Ken Wregget
4. Mike Rogers	1/30/80	Boston	Gerry Cheevers	66. Brendan Shanahan	2/23/96	at Pittsburgh	Ken Wregget
5. Jordy Douglas (2)*	2/3/80	NY Islanders	Glenn Resch	67. Geoff Sanderson (5)	3/2/96	Florida	John Vanbiesbrouck
6. Mark Howe	10/9/80	at St. Louis	Mike Liut	68. Jeff O'Neill	1/31/97	Anaheim	Guy Hebert
7. Mike Rogers (2)	11/26/80	Winnipeg	P. Hamel (1)/L. Middlebrook (2)	69. Kent Manderville	3/12/97	Boston	Jim Carey (2)/ENG (1)
8. Mike Rogers (3)	12/3/80	at Vancouver	Richard Brodeur	70. Sami Kapanen	11/12/97	at Edmonton	Curtis Joseph
9. Mike Rogers (4)	1/28/81	Colorado	Al Smith (2)/ENG (1)	71. Sami Kapanen (2)	3/15/98	Edmonton	Curtis Joseph
10. Warren Miller	2/8/81	at Philadelphia	Phil Myre	72. Gary Roberts	4/9/98	Toronto	Glenn Healy
11. Dave Debol	3/10/81	at Detroit	Gilles Gilbert	73. Bates Battaglia	3/8/00	Chicago	Jocelyn Thibault (2)/ENG (1)
12. Rick Meagher	10/17/81	Detroit	C. Micallef (2)/G. Gilbert (1)	74. Rod Brind'Amour	1/7/01	NY Islanders	Wade Flaherty
13. Blaine Stoughton (3)	12/27/81	Toronto	Michel Larocque	75. Shane Willis	2/21/01	Atlanta	Damian Rhodes
14. Blaine Stoughton (4)	1/3/82	Pittsburgh	Paul Harrison	76. Sandis Ozolinsh (2)	3/4/01	at Chicago	Jocelyn Thibault
15. Doug Sulliman	1/25/82	at Chicago	Warren Skorodenski	77. Sami Kapanen (3)	11/27/01	at Toronto	Curtis Joseph
16. Blaine Stoughton (5)	3/7/82	Los Angeles	Doug Keans	78. Erik Cole	12/21/01	Atlanta	Milan Hnilicka
17. Pierre Larouche	10/16/82	Vancouver	Richard Brodeur	79. Erik Cole (2)	11/23/02	at Montreal	Jose Theodore
18. Blaine Stoughton (6)	12/11/82	Philadelphia	Pelle Lindbergh	80. Jan Hlavac	11/29/02	Detroit	Curtis Joseph
19. Mark Johnson	2/12/83	at NY Islanders	Billy Smith (2)/ENG (1)	81. Josef Vasicek	10/28/03	San Jose	Vesa Toskala
20. Blaine Stoughton (7)	2/13/83	Toronto	Mike Palmateer	82. Radim Vrbata	11/29/03	Pittsburgh	Sebastian Caron
21. Ron Francis	3/6/83	Quebec	Dan Bouchard	83. Jeff O'Neill (2)	1/16/04	Atlanta	Byron Dafoe
22. Mark Johnson (2)	12/3/83	St. Louis	Rick Heinz	84. Eric Staal	10/28/05	Philadelphia	Antero Niittymaki
23. Ron Francis (2)*	2/12/84	Edmonton	G. Fuhr (2)/A. Moog (1)	85. Kevyn Adams	11/17/05	NY Rangers	Henrik Lundqvist
24. Greg Malone	2/12/84	Edmonton	G. Fuhr (2)/A. Moog (1)	86. Kevyn Adams (2)	12/6/05	at Anaheim	J.S. Giguere
25. Torrie Robertson	3/4/84	Boston	Doug Keans	87. Eric Staal (2)	1/15/06	St. Louis	Curtis Sanford
26. Tony Currie	3/25/84	Quebec	Clint Malarchuk	88. Erik Cole (3)	1/31/06	at Montreal	Jose Theodore
27. Ron Francis (3)	1/8/85	at Toronto	Rick St. Croix	89. Justin Williams	10/16/06	at Tampa Bay	Mark Denis (2)/Johan Holmqvist (1)
28. Mark Johnson (3)	1/26/85	at Boston	Pete Peeters	90. Erik Cole (4)	11/9/06	Washington	Brent Johnson
29. Sylvain Turgeon	3/3/85	Vancouver	Frank Caprice	91. Eric Staal (3)	11/18/06	Dallas	Marty Turco (2)/ENG (1)
30. Ray Ferraro	3/23/85	Boston	Doug Keans	92. Ray Whitney	2/8/07	at Boston	Tim Thomas
31. Ray Ferraro (2)	3/29/85	Edmonton	G. Fuhr (1)/A. Moog (2)	93. Rod Brind'Amour (2)	10/27/07	at NY Islanders	Rick DiPietro (2)/Wade Dubielewicz (1)
32. Ron Francis (4)	10/19/85	Montreal	Patrick Roy	94. Cory Stillman	11/5/07	Washington	Olaf Kolzig
33. Ron Francis (5)	11/23/85	Winnipeg	D. Bouchard (2)/B. Hayward (1)	95. Eric Staal (4)	1/18/08	Edmonton	Mathieu Garon (2)/Dwayne Roloson (1)
34. Paul Lawless	12/13/85	at Buffalo	Tom Barrasso	96. Joe Corvo	3/16/08	Ottawa	Martin Gerber
35. Sylvain Turgeon (2)	12/18/85	Calgary	Rejean Lemelin	97. Chad LaRose	4/2/08	Tampa Bay	Mike Smith
36. Dean Evason	1/7/86	at Calgary	Rejean Lemelin	98. Eric Staal (5)	11/21/08	Phoenix	Ilja Bryzgalov
37. Kevin Dineen	1/7/86	at Calgary	Rejean Lemelin	99. Eric Staal (6)	12/26/08	at Atlanta	Johan Hedberg
38. John Anderson	3/18/86	at Detroit	Greg Stefan (2)/ENG (1)	100. Matt Cullen	2/22/09	Colorado	Andrew Raycroft (2)/ENG (1)
39. Kevin Dineen (2)	12/21/86	at NY Rangers	John Vanbiesbrouck	101. Ray Whitney (2)	3/6/09	Calgary	Curtis McElhinney
40. Ray Ferraro (3)	2/18/87	at New Jersey	Alan Chevrier	102. Eric Staal (7)*	3/7/09	at Tampa Bay	Mike McKenna (2)/Kari Ramo (2)
41. Sylvain Turgeon (3)	3/28/87	Pittsburgh	Pat Riggin	103. Eric Staal (8)	4/7/09	NY Islanders	Yann Danis (1)/Joey MacDonald (2)
42. Ron Francis (6)	11/18/87	Buffalo	D. Puppa (2)/J. Cloutier (1)	104. Erik Cole (5)	12/5/09	Vancouver	Andrew Raycroft (2)/ENG (1)
43. Ray Ferraro (4)	11/26/88	at Quebec	Mario Gosselin	105. Tuomo Ruutu	12/16/09	Dallas	Marty Turco (2)/ENG (1)
44. Ron Francis (7)	1/27/89	at New Jersey	Craig Billington	106. Eric Staal (9)	1/21/10	at Atlanta	Ondrej Pavelec (2)/ENG (1)
45. John Anderson (2)	2/11/89	Winnipeg	Daniel Berthiaume	107. Eric Staal (10)	4/8/10	Montreal	Jaroslav Halak (2)/ENG (1)
46. Jody Hull	2/26/89	Pittsburgh	T. Barrasso (1)/W. Young (2)	108. Eric Staal (11)	11/17/10	Ottawa	Brian Elliott (2)/Pascal Leclaire (1)
47. Kevin Dineen (3)	3/8/89	Edmonton	Bill Ranford (2)/ENG (1)	109. Eric Staal (12)	12/18/10	Anaheim	Jonas Hiller
48. Ron Francis (8)	10/8/89	at Quebec	R. Tugnut (1)/S. Fiset (1)/ENG (1)	110. Eric Staal (13)	1/24/13	Buffalo	Jonas Enroth (2)/ENG (1)
49. Kevin Dineen (4)	11/4/89	Los Angeles	Kelly Hrudey	111. Jiri Tlustý	4/2/13	Washington	Braden Holtby
50. Ray Ferraro (5)	12/9/89	New Jersey	S. Burke (2)/C. Terreri (1)	112. Jeff Skinner	12/5/13	at Nashville	Marek Mazanec (2)/ENG (1)
51. Kevin Dineen (5)	3/6/90	at NY Islanders	Mark Fitzpatrick	113. Jeff Skinner (2)	1/2/14	at Washington	Philipp Grubauer
52. Ron Francis (9)	2/13/91	Detroit	Tim Cheveldae	114. Jiri Tlustý (2)	10/11/14	at NY Islanders	Chad Johnson
53. Murray Craven	12/7/91	Buffalo	Clint Malarchuk	115. Elias Lindholm	3/8/15	Edmonton	Richard Bachman (2)/ENG (1)
54. John Cullen	2/4/92	at San Jose	Jeff Hackett	116. Jeff Skinner (3)	12/11/15	at Anaheim	John Gibson (2)/ENG (1)
55. Geoff Sanderson	11/28/92	Boston	Rejean Lemelin	117. Jeff Skinner (4)	12/15/15	at Philadelphia	Michal Neuvirth
56. Pat Verbeek	2/20/93	Edmonton	Bill Ranford	118. <b>Sebastian Aho</b>	1/31/17	Philadelphia	Steve Mason
57. Geoff Sanderson (2)	2/21/93	Pittsburgh	Tom Barrasso	119. <b>Jacob Slavin</b>	3/13/17	at NY Islanders	J-F Berube (1)/Thomas Greiss (2)
58. Pat Verbeek (2)	2/28/93	NY Islanders	Mark Fitzpatrick	120. <b>Teuvo Teravainen</b>	11/13/17	Dallas	Ben Bishop
59. Michael Nylander	4/7/93	at Ottawa	Dan Berthiaume	121. <b>Justin Faulk</b>	2/13/18	Los Angeles	Jonathan Quick
60. Pat Verbeek (3)	10/14/93	at Chicago	E. Belfour (2)/J. Hackett (1)	122. <b>Jordan Martinook</b>	11/23/18	Florida	Roberto Luongo (1)/James Reimer (2)
61. Pat Verbeek (4)	12/7/93	at Washington	R. Tabaracci (2)/D. Beaupre (1)	123. <b>Sebastian Aho (2)</b>	1/13/19	Nashville	Pekka Rinne (2)/ENG (1)
62. Geoff Sanderson (3)	2/15/95	Montreal	Patrick Roy				

\*Indicates a 4-goal game  
ENG = Empty Net Goal



# HAT TRICKS

## OPPONENTS' HAT TRICKS

SCORER	TEAM	DATE	GOALTENDER	SCORER	TEAM	DATE	GOALTENDER
1. Bill Harris	at NY Islanders	10/20/79	John Garrett	72. Dave Andreychuk*	at Buffalo	11/13/92	Sean Burke (3)/Frank Pietrangelo (1)
2. Wilf Paiement	at Colorado	12/15/79	John Garrett	73. Vincent Damphousse	Montreal	11/25/92	Sean Burke
3. Steve Shutt*	Montreal	1/24/80	John Garrett	74. Kevin Miller	at St. Louis	12/1/92	Frank Pietrangelo (2)/Sean Burke (1)
4. Peter McNab	Boston	2/27/80	John Garrett (2)/Al Smith (1)	75. Rob Gaudreau	at San Jose	12/3/92	Sean Burke
5. Dave Christian	at Winnipeg	3/26/80	Al Smith	76. Dimitri Khristich	at Washington	3/19/93	Mario Gosselin (2)/ENG (1)
6. Dennis Maruk	Washington	11/15/80	John Garrett	77. Rick Tocchet	at Pittsburgh	4/1/93	Frank Pietrangelo (2)/Mario Gosselin (1)
7. Anders Hedberg	at NY Rangers	11/16/80	Ken Holland	78. Joel Otto	Calgary	11/3/93	Frank Pietrangelo
8. Ron Sedlbauer	at Chicago	11/23/80	Mike Veisor	79. Igor Larionov	at San Jose	1/15/94	Sean Burke
9. Darryl Sittler*	at Toronto	1/24/81	John Garrett	80. Luc Robitaille* (2)	at Pittsburgh	2/16/95	Jeff Reese
10. Reggie Leach	at Philadelphia	2/8/81	John Garrett	81. Brian Noonan	NY Rangers	3/1/95	Jeff Reese (2)/ENG (1)
11. Kent Nilsson	at Calgary	2/27/81	John Garrett	82. Peter Bondra	at Washington	4/21/95	Sean Burke
12. Glenn Anderson	Edmonton	3/25/81	Mike Veisor (2)/ENG (1)	83. Daniel Alfredsson	Ottawa	11/2/95	Sean Burke
13. Mario Tremblay	Montreal	10/15/81	Greg Millen	84. Kevin Miller (2)	at San Jose	1/30/96	Sean Burke
14. Doug Risebrough	at Montreal	11/29/81	Greg Millen	85. Vincent Damphousse	at Montreal	1/6/97	Jason Muzzatti
15. Don Marcotte	Boston	12/26/81	Greg Millen	86. Derek King	NY Islanders	1/24/97	Sean Burke
16. Doug Shedden	at Pittsburgh	1/2/82	John Garrett	87. Randy McKay	at New Jersey	3/13/97	Jason Muzzatti
17. Wayne Gretzky	at Edmonton	2/19/82	Greg Millen	88. Steve Heinze	at Boston	12/6/97	Trevor Kidd
18. Chris Valentine*	at Washington	2/27/82	Greg Millen	89. Darryl Sydor	Dallas	1/3/98	Pat Jablonski
19. Pierre Mondou	at Montreal	3/30/82	Greg Millen	90. Vladimir Malakhov	Montreal	2/1/98	Kirk McLean (2)
20. Barry Pederson	at Boston	4/4/82	Greg Millen	91. Pat Verbeek	at Dallas	3/20/98	Trevor Kidd (2)/Kirk McLean (1)
21. Steve Tambellini	at New Jersey	12/3/82	Greg Millen	92. Wendel Clark	Tampa Bay	12/30/98	Arturs Irbe
22. Ryan Walter	Montreal	12/8/82	Mike Veisor	93. Peter Bondra (2)	at Washington	2/5/99	Trevor Kidd
23. Darcy Rota	Vancouver	1/6/83	Greg Millen	94. Sergei Berezin	at Toronto	2/10/99	Arturs Irbe
24. Darryl Sittler (2)	Philadelphia	1/8/83	Greg Millen	95. Brian Savage	at Montreal	10/21/00	Arturs Irbe
25. Ivan Boldirev	at Detroit	2/20/83	Greg Millen	96. Bill Guerin	Boston	1/2/02	Tom Barrasso (2)/ENG (1)
26. Matt Pavelich**	at NY Rangers	2/23/83	Greg Millen	97. Martin St. Louis	at Tampa Bay	1/30/03	Kevin Weekes
27. Dale Hawerchuk	at Winnipeg	2/25/83	Mike Veisor	98. Bryan Smolinski	at Los Angeles	2/7/03	Kevin Weekes (2)/Arturs Irbe (1)
28. Michel Goulet	at Quebec	3/5/83	Greg Millen (2)/Mike Veisor (1)	99. Robert Lang	at Washington	11/12/03	Kevin Weekes (1)/Jamie Storr (2)
29. Peter Stastny	Quebec	3/6/83	Greg Millen	100. Martin St. Louis (2)	at Tampa Bay	1/15/04	Kevin Weekes (1)/Jamie Storr (2)
30. Wayne Gretzky (2)	Edmonton	3/8/83	Mike Veisor	101. Ladislav Nagy	at Phoenix	12/3/05	Cam Ward (2)/Martin Gerber (1)
31. Barry Pederson (2)	at Boston	3/26/83	Mike Veisor	102. Mark Recchi	at Pittsburgh	3/4/06	Cam Ward
32. Bernie Nicholls	at Los Angeles	10/25/83	Mike Veisor	103. Brad Boyes	at Boston	3/18/06	Cam Ward
33. Mike Bossy	at NY Islanders	11/15/83	Greg Millen	104. Alexander Semin	at Washington	10/7/06	Cam Ward
34. Darcy Rota (2)	Vancouver	11/30/83	Greg Millen	105. Martin St. Louis (3)	at Tampa Bay	10/26/06	Cam Ward
35. Rick Vaive	Toronto	12/8/83	Ed Staniowski (2)/Greg Millen (1)	106. Vincent Lecavalier	at Tampa Bay	11/14/07	John Grahame
36. Marcel Dionne	Los Angeles	12/30/83	Greg Millen (2)/Ed Staniowski (1)	107. Daniel Briere	Philadelphia	11/21/07	Cam Ward
37. Wayne Gretzky (3)	at Edmonton	1/7/84	Greg Millen (2)/ENG (1)	108. Joffery Lupul	at Philadelphia	12/15/07	John Grahame
38. Tony Tanti	at Vancouver	1/15/84	Greg Millen	109. Scott Hartnell	at Philadelphia	12/11/08	Michael Leighton
39. Glenn Anderson* (2)	at Edmonton	3/21/84	Greg Millen (3)/ENG (1)	110. Brian Little	at Atlanta	12/26/08	Cam Ward
40. Steve Tambellini (2)	at Calgary	10/23/84	Greg Millen	111. Jason Blake	Toronto	1/15/09	Cam Ward
41. Tony McKegney	Quebec	10/31/84	Greg Millen	112. Ryan Malone	at Tampa Bay	10/10/09	Cam Ward (2)/ENG (1)
42. Marian Stastny	at Quebec	12/1/84	Greg Millen	113. Alexei Kovalev	at Ottawa	12/12/09	Manny Legace (2)/ENG (1)
43. Mats Naslund*	at Montreal	12/3/84	Steve Weeks	114. Curtis Glencross	at Calgary	2/3/10	Cam Ward (2)/ENG (1)
44. Kent Nilsson (2)	Calgary	2/6/85	Steve Weeks	115. Jeff Carter	Philadelphia	11/11/10	Cam Ward
45. Doug Gilmour	St. Louis	2/23/86	Mike Liut	116. Zdeno Chara	at Boston	1/17/11	Cam Ward (1)/Justin Peters (2)
46. Mark Hunter	St. Louis	2/23/86	Mike Liut	117. Steven Stamkos	at Tampa Bay	12/31/11	Cam Ward
47. Michel Goulet (2)	Quebec	3/8/86	Mike Liut	118. RJ Umberger	at Columbus	3/23/12	Cam Ward
48. Charlie Simmer	at Boston	12/18/86	Steve Weeks	119. Wayne Simmonds	Philadelphia	4/20/13	Justin Peters
49. Michel Goulet (3)	at Quebec	12/27/87	Mike Liut	120. James Neal	at Pittsburgh	4/27/13	Justin Peters
50. Sergio Momesso	Montreal	2/3/88	Mike Liut	121. Jussi Jokinen	at Pittsburgh	10/8/13	Cam Ward
51. Hakan Loob	Calgary	3/15/88	Mike Liut (2)/Richard Brodeur (1)	122. Derek Stepan	at NY Rangers	11/2/13	Justin Peters
52. Jiri Hrdina*	at Calgary	11/7/88	Mike Liut	123. Alex Galchenyuk	at Montreal	12/16/14	Cam Ward
53. Mike Foligno	Buffalo	1/31/89	Peter Sidorkiewicz	124. Ryan Nugent-Hopkins	Edmonton	3/8/15	Cam Ward
54. Brent Ashton	at Winnipeg	2/19/89	Peter Sidorkiewicz	125. Joel Ward	at San Jose	10/24/15	Eddie Lack
55. Mark Messier*	at Edmonton	2/21/89	Mike Liut	126. Brandon Saad	Columbus	4/2/16	Eddie Lack
56. Dino Ciccarelli*	Washington	3/18/89	Mike Liut	127. Michael Cammalleri	New Jersey	11/6/16	Eddie Lack
57. Mario Lemieux*	at Pittsburgh	3/30/89	Kay Whitmore	128. Michael Grabner	at NY Rangers	12/1/17	Scott Darling (1)/ENG (2)
58. Joe Sakic	at Quebec	10/8/89	Kay Whitmore	129. Jack Eichel	at Buffalo	12/15/17	Cam Ward
59. Denis Savard	at Chicago	12/30/89	Peter Sidorkiewicz	130. Patrice Bergeron*	at Boston	1/6/18	Cam Ward (1)/Scott Darling (3)
60. Gary Leeman	Toronto	3/8/90	Peter Sidorkiewicz	131. Tyler Johnson	at Tampa Bay	1/9/18	Cam Ward
61. Stephane Richer	Montreal	3/24/90	Peter Sidorkiewicz	132. Jimmy Vesey	at NY Rangers	3/12/18	Scott Darling (2)/ENG (1)
62. Pierre Turgeon	at Buffalo	10/28/90	Peter Sidorkiewicz	133. David Pastrnak	Boston	3/13/18	Cam Ward (2)/ENG (1)
63. David Volek	at NY Islanders	12/20/90	Peter Sidorkiewicz	134. Tyler Johnson	at Tampa Bay	10/16/18	<b>Petr Mrazek</b> (2)/ENG (1)
64. David Gagner	Minnesota	12/23/90	Daryl Reaugh	135. Ryan O'Reilly	at St. Louis	11/6/18	Curtis McElhinney (2)/ENG (1)
65. Brett Hull	at St. Louis	11/9/91	Kay Whitmore	136. Cam Atkinson	Columbus	11/17/18	Scott Darling
66. Luc Robitaille*	at Los Angeles	2/6/92	Kay Whitmore	137. Alex Ovechkin	Washington	12/14/18	Scott Darling
67. Paul Broten	at NY Rangers	3/1/92	Kay Whitmore				
68. Mats Sundin**	Quebec	3/5/92	Peter Sidorkiewicz(3)/Kay Whitmore (2)				
69. Al MacInnis	at Calgary	3/16/92	Kay Whitmore				
70. Kevin Stevens*	Pittsburgh	10/17/92	Sean Burke (2)/Frank Pietrangelo (2)				
71. Benoit Hogue	at NY Islanders	10/24/92	Sean Burke				

\*Indicates a 4-goal game  
 \*\*Indicates a 5-goal game  
 ENG = Empty Net Goal

## NHL TEAM SHUTOUTS

GOALTENDER	DATE	OPPONENT	SAVES	SCORE	GOALTENDER	DATE	OPPONENT	SAVES	SCORE
1. Al Smith	11/17/79	Edmonton	23	3-0	70. Arturs Irbe (13)	11/16/00	Ottawa	27	1-0
2. Al Smith (2)	2/29/80	St. Louis	14	3-0	71. Arturs Irbe (14)	11/30/00	Philadelphia	25	2-0
3. Mike Veisor	10/22/80	Colorado	26	3-0	72. Arturs Irbe (15)	1/14/01	Anaheim	27	4-0
4. Mike Veisor (2)	12/17/82	at Winnipeg	33	2-0	73. Arturs Irbe (16)	3/15/01	Washington	25	3-0
5. Greg Millen	3/10/83	at New Jersey	23	3-0	74. Arturs Irbe (17)	3/21/01	Buffalo	26	1-0
6. Greg Millen (2)	10/19/83	Washington	22	3-0	75. Arturs Irbe (18)	10/7/01	Dallas	32	3-0
7. Greg Millen (3)	2/12/84	Edmonton	28	11-0	76. Tom Barrasso	11/4/01	Phoenix	28	1-0
8. Greg Millen (4)	11/10/84	at Quebec	27	1-0	77. Tom Barrasso (2)	12/16/01	at Pittsburgh	11	7-0
9. Steve Weeks	2/14/85	at New Jersey	19	4-0	78. Arturs Irbe (19)	1/15/02	Minnesota	22	2-0
10. Steve Weeks (2)	3/16/85	at St. Louis	28	5-0	79. Arturs Irbe (20)	3/30/02	at Boston	30	2-0
11. Mike Liut	4/4/85	Washington	40	2-0	80. Kevin Weekes	11/7/02	Buffalo	26	2-0
12. Mike Liut (2)	11/27/85	at Los Angeles	30	9-0	81. Kevin Weekes (2)	12/22/02	Dallas	28	1-0
13. Steve Weeks (3)	1/20/86	at NY Rangers	19	5-0	82. Kevin Weekes (3)	3/6/03	at Pittsburgh	21	4-0
14. Mike Liut (3)	3/26/86	Montreal	30	3-0	83. Kevin Weekes (4)	3/7/03	Minnesota	22	1-0
15. Mike Liut (4)	11/21/86	St. Louis	22	4-0	84. Kevin Weekes (5)	3/15/03	Los Angeles	23	0-0
16. Mike Liut (5)	11/26/86	Buffalo	24	3-0	85. Kevin Weekes (6)	10/23/03	at Boston	18	2-0
17. Mike Liut (6)	12/23/86	Boston	23	2-0	86. Kevin Weekes (7)	10/28/03	San Jose	28	3-0
18. Steve Weeks (4)	1/24/87	at Toronto	18	3-0	87. Kevin Weekes (8)	11/23/03	Tampa Bay	21	0-0
19. Mike Liut (7)	3/13/87	at Winnipeg	36	3-0	88. Kevin Weekes (9)	11/26/03	NY Islanders	28	2-0
20. Mike Liut (8)	11/11/87	Montreal	24	0-0	89. Kevin Weekes (10)	1/6/03	St Louis	19	2-0
21. Mike Liut (9)	1/23/88	Minnesota	33	5-0	90. Kevin Weekes (11)	1/27/04	at Toronto	32	2-0
22. Mike Liut (10)	10/29/88	New Jersey	29	3-0	91. Ward/Gerber	10/22/05	at Washington	1/17	4-0
23. Peter Sidorkiewicz	12/6/88	Buffalo	31	9-0	92. Martin Gerber	11/5/05	Florida	27	2-0
24. Peter Sidorkiewicz (2)	1/23/89	at Quebec	27	5-0	93. Martin Gerber (2)	11/11/05	at Florida	26	1-0
25. Peter Sidorkiewicz (3)	3/3/89	Toronto	21	3-0	94. Martin Gerber (3)	1/7/06	at NY Islanders	30	3-0
26. Peter Sidorkiewicz (4)	3/25/89	St. Louis	29	4-0	95. Cam Ward	11/9/06	Washington	20	5-0
27. Mike Liut (11)	10/25/89	Quebec	22	2-0	96. Cam Ward (2)	3/9/07	at Washington	25	3-0
28. Mike Liut (12)	10/28/89	at Boston	25	1-0	97. Cam Ward (3)	11/5/07	Washington	35	5-0
29. Mike Liut (13)	11/14/89	at Detroit	26	3-0	98. Cam Ward (4)	12/3/07	at NY Rangers	28	4-0
30. Peter Sidorkiewicz (5)	3/13/90	at Vancouver	18	1-0	99. Cam Ward (5)	1/8/08	at Boston	19	1-0
31. Daryl Reaugh	12/22/90	Philadelphia	26	1-0	100. Cam Ward (6)	3/12/08	at Chicago	25	3-0
32. Peter Sidorkiewicz (6)	2/2/91	at Philadelphia	20	2-0	101. Cam Ward (7)	10/30/08	at St. Louis	19	1-0
33. Kay Whitmore	10/23/91	San Jose	33	3-0	102. Cam Ward (8)	1/19/09	at Toronto	35	2-0
34. Peter Sidorkiewicz (7)	2/22/92	Quebec	30	4-0	103. Cam Ward (9)	1/31/09	Atlanta	19	2-0
35. Peter Sidorkiewicz (8)	3/3/92	Boston	21	4-0	104. Cam Ward (10)	2/15/09	at Buffalo	36	3-0
36. Kay Whitmore (2)	3/11/92	Los Angeles	21	4-0	105. Cam Ward (11)	3/9/09	NY Rangers	28	3-0
37. Kay Whitmore (3)	3/13/92	at Winnipeg	40	1-0	106. Cam Ward (12)	4/7/09	NY Islanders	12	9-0
38. Jeff Reese	11/27/93	Florida	31	4-0	107. Manny Legace	3/7/10	at Atlanta	27	4-0
39. Sean Burke	1/5/94	Winnipeg	20	4-0	108. Cam Ward (13)	11/26/10	at Boston	37	3-0
40. Sean Burke (2)	1/8/94	NY Islanders	28	6-0	109. Cam Ward (14)	12/29/10	at Ottawa	37	4-0
41. Sean Burke (3)	10/7/95	NY Rangers	37	2-0	110. Cam Ward (15)	3/15/11	at Buffalo	40	1-0
42. Jeff Reese (2)	11/24/95	at Toronto	30	4-0	111. Cam Ward (16)	4/6/11	Detroit	42	3-0
43. Sean Burke (4)	1/3/96	Washington	33	2-0	112. Cam Ward (17)	10/28/11	Chicago	30	3-0
44. Sean Burke (5)	1/16/96	Vancouver	25	3-0	113. Cam Ward (18)	1/20/12	Washington	23	3-0
45. Jason Muzzatti	4/4/96	at New Jersey	40	1-0	114. Cam Ward (19)	2/2/12	at Boston	47	3-0
46. Sean Burke (6)	4/13/96	Boston	34	2-0	115. Justin Peters	2/20/12	Washington	17	5-0
47. Sean Burke (7)	10/5/96	Phoenix	30	1-0	116. Cam Ward (20)	3/15/12	St. Louis	40	2-0
48. Sean Burke (8)	2/22/97	Washington	28	2-0	117. Cam Ward (21)	3/27/12	at Toronto	30	3-0
49. Sean Burke (9)	3/5/97	Calgary	30	2-0	118. Dan Ellis	2/1/13	Ottawa	33	1-0
50. Sean Burke (10)	3/7/97	Montreal	26	2-0	119. Justin Peters (2)	3/12/13	at Washington	26	4-0
51. Sean Burke (11)	11/28/97	Tampa Bay	27	2-0	120. Justin Peters (3)	11/7/13	NY Islanders	21	1-0
52. Trevor Kidd	4/1/98	at New Jersey	37	4-0	121. Anton Khudobin	3/27/14	at Florida	35	3-0
53. Trevor Kidd (2)	4/4/98	at Montreal	24	1-0	122. Cam Ward (22)	11/1/14	Arizona	25	3-0
54. Trevor Kidd (3)	4/6/98	at Boston	27	3-0	123. Anton Khudobin (2)	2/27/15	Washington	28	3-0
55. Arturs Irbe	10/28/98	Chicago	21	2-0	124. Cam Ward (23)	10/21/15	at Colorado	26	1-0
56. Arturs Irbe (2)	10/31/98	at Boston	34	2-0	125. Eddie Lack	1/21/16	at Toronto	32	1-0
57. Trevor Kidd (4)	11/25/98	San Jose	36	3-0	126. Eddie Lack (2)	1/26/16	Chicago	26	5-0
58. Arturs Irbe (3)	12/12/98	Detroit	35	3-0	127. Cam Ward (24)	11/15/16	San Jose	22	1-0
59. Arturs Irbe (4)	12/15/98	Edmonton	29	3-0	128. Cam Ward (25)	12/4/16	Tampa Bay	30	1-0
60. Arturs Irbe (5)	12/23/98	at NY Rangers	29	1-0	129. Eddie Lack (3)	2/24/17	Ottawa	34	3-0
61. Trevor Kidd (5)	1/31/99	at Boston	36	0-0	130. Cam Ward (26)	1/4/18	at Pittsburgh	21	4-0
62. Arturs Irbe (6)	4/14/99	Washington	19	3-0	131. Cam Ward (27)	2/1/18	Montreal	27	2-0
63. Arturs Irbe (7)	10/7/99	at Philadelphia	30	2-0	132. <b>Petr Mrazek</b>	12/16/18	Arizona	23	3-0
64. Eric Fichaud	10/30/99	at NY Islanders	24	4-0	133. Curtis McElhinney	2/5/19	at Pittsburgh	23	4-0
65. Arturs Irbe (8)	11/20/99	Dallas	24	1-0	134. <b>Petr Mrazek (2)</b>	2/8/19	at NY Rangers	27	3-0
66. Arturs Irbe (9)	1/9/00	NY Rangers	30	1-0	135. <b>Petr Mrazek (3)</b>	2/16/19	Dallas	33	3-0
67. Arturs Irbe (10)	3/21/00	at New Jersey	22	5-0	136. Curtis McElhinney (2)	2/23/19	at Dallas	24	3-0
68. Arturs Irbe (11)	4/2/00	Philadelphia	31	1-0	137. <b>Petr Mrazek (4)</b>	3/11/19	at Colorado	38	3-0
69. Arturs Irbe (12)	11/12/00	Ottawa	29	4-0					

# SHUTOUTS

## OPPONENTS' SHUTOUTS

GOALTENDER	DATE	OPPONENT	SAVES	SCORE	GOALTENDER	DATE	OPPONENT	SAVES	SCORE
1. Ed Mio	12/9/79	at Edmonton	30	3-0	86. Chris Osgood	10/17/01	NY Islanders	20	4-0
2. Mike Liut	12/29/79	at St. Louis	36	3-0	87. Nikolai Khabibulin	11/17/01	at Tampa Bay	26	2-0
3. Markus Mattsson	3/26/80	at Winnipeg	27	7-0	88. Nikolai Khabibulin (2)	11/25/01	Tampa Bay	41	4-0
4. Glenn Resch	11/20/80	at NY Islanders	24	5-0	89. Mike Richter (3)	11/29/01	at NY Rangers	22	5-0
5. Glen Hanlon	3/1/81	at Vancouver	28	3-0	90. Evgeni Nabokov	2/10/02	at San Jose	24	4-0
6. Dave Parro	11/14/81	Washington	44	4-0	91. Roberto Luongo	12/6/02	Florida	40	2-0
7. Denis Herron	2/28/82	Montreal	28	5-0	92. Chris Osgood (2)	12/28/02	at NY Islanders	25	3-0
8. Denis Herron (2)	3/13/82	at Montreal	24	5-0	93. Mike Dunham	12/31/02	NY Rangers	30	2-0
9. Pete Peeters	11/27/82	at Boston	16	8-0	94. Sebastien Caron	1/15/03	Pittsburgh	26	2-0
10. Frank Caprice	1/15/84	at Vancouver	30	5-0	95. Martin Gerber	2/23/03	Anaheim	28	4-0
11. Doug Keans	1/21/84	Boston	32	2-0	96. Olaf Kolzig (3)	3/2/03	at Washington	21	2-0
12. Dan Bouchard	1/28/84	at Quebec	23	3-0	97. Cristobal Huet	3/15/03	Los Angeles	30	0-0
13. Mike Liut (2)	3/13/84	at St. Louis	20	2-0	98. Mathieu Garon	3/30/03	Montreal	33	4-0
14. Glen Hanlon (2)	4/1/84	at NY Rangers	26	2-0	99. Mika Noronen	11/21/03	at Buffalo	35	5-0
15. Marc Behrend	11/7/84	Winnipeg	29	3-0	100. Nikolai Khabibulin (3)	11/23/03	Tampa Bay	37	0-0
16. Warren Skorodenski	11/17/84	Chicago	32	7-0	101. Miikka Kiprusoff	12/11/03	at Calgary	23	1-0
17. Kelly Hrudey	12/21/84	NY Islanders	25	1-0	102. Brian Boucher	1/4/04	Phoenix	26	3-0
18. Roberto Romano	12/28/84	at Pittsburgh	34	4-0	103. Jose Theodore(4)	2/28/04	at Montreal	18	1-0
19. Tom Barrasso	1/19/85	Buffalo	14	2-0	104. Marc Denis	3/2/04	Columbus	25	3-0
20. Doug Keans (2)	3/7/85	at Boston	21	4-0	105. Pasi Nurminen	3/15/04	at Atlanta	31	1-0
21. Pelle Lindbergh	10/24/85	at Philadelphia	24	3-0	106. Dunham/Berkhoel	11/12/05	Atlanta	5/14	9-0
22. Tom Barrasso (2)	11/19/85	Buffalo	23	2-0	107. Martin Brodeur (5)	2/3/06	at New Jersey	28	3-0
23. Bob Froese	11/21/85	at Philadelphia	24	3-0	108. Martin Biron	4/18/06	Buffalo	33	4-0
24. Reddick/Berthiaume	1/9/87	at Winnipeg	29	3-0	109. Martin Brodeur (6)	10/6/06	New Jersey	29	4-0
25. Tom Barrasso (3)	4/5/87	at Buffalo	14	6-0	110. Cristobal Huet (2)	11/2/06	Montreal	31	4-0
26. Brian Hayward	11/11/87	Montreal	23	0-0	111. Henrik Lundqvist	11/21/06	at NY Rangers	34	4-0
27. Rick Wamsley	12/17/87	St. Louis	22	2-0	112. Miikka Kiprusoff (2)	12/5/06	at Calgary	23	3-0
28. Kelly Hrudey (2)	2/20/88	at NY Islanders	29	3-0	113. Marc-Andre Fleury	1/2/07	at Pittsburgh	31	3-0
29. Patrick Roy	3/12/88	at Montreal	17	5-0	114. Curtis Joseph (3)	1/4/07	Phoenix	29	2-0
30. Pete Peeters (2)	2/3/89	at Washington	31	1-0	115. Johan Holmqvist	2/1/07	Tampa Bay	31	4-0
31. Patrick Roy (2)	2/4/90	at Montreal	19	2-0	116. Ray Emery	2/28/07	at Ottawa	27	2-0
32. Daren Puppa (1)	3/10/90	Buffalo	31	5-0	117. Olaf Kolzig (4)	10/6/07	at Washington	23	2-0
33. Jon Casey	10/24/90	at Minnesota	33	3-0	118. Johan Hedberg	11/16/07	Atlanta	31	3-0
34. Clint Malarchuk	10/28/90	at Buffalo	29	5-0	119. Emery/Gerber	12/12/07	Ottawa	1/31	6-0
35. Andy Moog	1/21/91	at Boston	23	3-0	120. Manny Legace	1/5/08	at St. Louis	27	1-0
36. Ed Belfour	11/10/91	at Chicago	18	3-0	121. Chris Mason	2/5/08	at Nashville	31	1-0
37. Jeff Reese	12/4/91	Toronto	26	3-0	122. Tomas Vokoun	2/12/09	Florida	42	5-0
38. Tim Cheveldae	2/23/92	Detroit	24	4-0	123. Ray Emery (2)	10/2/09	Philadelphia	28	2-0
39. Stephane Fiset	3/9/92	at Quebec	30	2-0	124. Martin Brodeur (7)	10/17/09	at New Jersey	26	2-0
40. Tim Cheveldae (2)	11/14/92	Detroit	19	2-0	125. Tomas Vokoun (2)	11/4/09	at Florida	32	3-0
41. Ed Belfour (2)	3/28/93	at Chicago	16	3-0	126. Marty Turco	11/23/09	at Dallas	22	2-0
42. Dominik Hasek	12/11/93	Buffalo	25	3-0	127. Ilya Bryzgalov	3/13/10	Phoenix	29	4-0
43. Patrick Roy (3)	1/26/94	Montreal	30	3-0	128. Johan Hedberg (2)	3/27/10	Atlanta	34	4-0
44. Chris Osgood	2/24/94	at Detroit (in CLE)	17	3-0	129. Martin Brodeur (8)	4/3/10	New Jersey	26	4-0
45. Chris Terreri	3/10/94	at New Jersey	22	4-0	130. Michal Neuvirth	10/27/10	Washington	29	3-0
46. Mike Richter	3/16/94	at NY Rangers	27	4-0	131. Brent Johnson	10/30/10	Pittsburgh	33	3-0
47. Jim Carey	3/20/95	Washington	30	6-0	132. Tim Thomas	1/17/11	at Boston	31	7-0
48. Daren Puppa (2)	3/31/95	at Tampa Bay	25	2-0	133. James Reimer	2/3/11	at Toronto	27	3-0
49. J.C. Bergeron	4/9/95	Tampa Bay	23	3-0	134. Carey Price	11/16/11	at Montreal	25	4-0
50. Blaine Lacher	4/26/95	at Boston	22	1-0	135. Jhonas Enroth	11/18/11	Buffalo	34	1-0
51. John Vanbiesbrouck	10/21/95	at Florida	24	3-0	136. Jose Theodore (5)	3/11/12	at Florida	34	2-0
52. Craig Billington	10/28/95	at Boston	27	3-0	137. Martin Brodeur (9)	3/31/12	New Jersey	22	5-0
53. Don Beaupre	11/2/95	Ottawa	41	5-0	138. Peter Budaj	2/18/13	at Montreal	19	3-0
54. Martin Brodeur	11/14/95	at New Jersey	16	1-0	139. Braden Holtby	2/26/13	at Washington	33	3-0
55. Ken Wreggett	12/9/95	at Pittsburgh	35	6-0	140. Ben Bishop	4/4/13	Tampa Bay	45	5-0
56. Jim Carey (2)	12/30/95	at Washington	26	3-0	141. Ben Bishop (2)	11/1/13	Tampa Bay	31	3-0
57. Bill Ranford	2/14/96	Boston	20	3-0	142. Eddie Lack	12/9/13	at Vancouver	31	2-0
58. Ron Hextall	3/25/96	at Philadelphia	21	3-0	143. Sergei Bobrovsky	1/10/14	at Columbus	36	3-0
59. John Vanbiesbrouck (2)	10/12/96	at Florida	21	6-0	144. Karri Ramo	1/13/14	Calgary	23	2-0
60. Garth Snow	12/14/96	Philadelphia	21	4-0	145. Carey Price (2)	1/28/14	at Montreal	36	3-0
61. Patrick Lalime	1/15/97	Pittsburgh	31	3-0	146. Jonas Hiller	10/23/14	at Calgary	16	5-0
62. Martin Brodeur (2)	2/13/97	at New Jersey	20	4-0	147. Troy Grosenick	11/16/14	San Jose	45	2-0
63. Martin Brodeur (3)	3/13/97	at New Jersey	35	6-0	148. Luongo/Montoya	11/26/14	at Florida	11/22	1-0
64. Arturs Irbe	3/21/97	at Dallas	16	2-0	149. Cam Talbot	12/21/14	at NY Rangers	18	1-0
65. Patrick Roy (4)	3/25/97	Colorado	46	4-0	150. Ryan Miller	1/16/15	Vancouver	28	3-0
66. John Vanbiesbrouck (3)	1/27/98	at Florida	31	3-0	151. Dan Ellis	3/14/15	Florida	27	2-0
67. Tommy Salo	1/30/98	at NY Islanders	32	2-0	152. Carey Price (3)	3/19/15	at Montreal	31	4-0
68. Martin Brodeur (4)	3/12/98	New Jersey	21	2-0	153. Petr Mrazek	4/11/15	Detroit	35	2-0
69. Olaf Kolzig	3/18/98	at Washington	36	1-0	154. Jonathan Quick	10/23/15	at Los Angeles	40	3-0
70. Mike Richter (2)	10/30/98	at NY Rangers	30	1-0	155. Henrik Lundqvist (2)	11/10/15	at NY Rangers	33	3-0
71. Mike Vernon	11/12/98	at San Jose	20	3-0	156. Roberto Luongo (2)	12/18/15	Florida	24	2-0
72. Hextall/Vanbiesbrouck	1/9/99	at Philadelphia	20	2-0	157. Cam Talbot (2)	1/4/16	at Edmonton	29	1-0
73. Byron Dafoe	1/31/99	at Boston	24	0-0	158. Marc-Andre Fleury (2)	1/17/16	at Pittsburgh	22	5-0
74. Garth Snow (2)	2/26/99	at Vancouver	23	1-0	159. Peter Budaj (2)	1/26/17	Los Angeles	22	3-0
75. Jose Theodore	4/7/99	at Montreal	27	2-0	160. Braden Holtby (2)	2/7/17	at Washington	23	5-0
76. Curtis Joseph	11/3/99	Toronto	24	6-0	161. Curtis McElhinney	2/19/17	Toronto	37	4-0
77. Felix Potvin	11/10/99	NY Islanders	25	2-0	162. Kari Lehtonen	4/1/17	Dallas	25	3-0
78. Jose Theodore (2)	1/30/00	at Montreal	23	3-0	163. Jaroslav Halak	4/6/17	NY Islanders	29	3-0
79. Jose Theodore (3)	2/17/00	Montreal	26	3-0	164. Jacob Markstrom	12/5/17	at Vancouver	30	3-0
80. Curtis Joseph (2)	11/8/00	at Toronto	27	5-0	165. Thomas Greiss	2/16/18	NY Islanders	45	3-0
81. Patrick Lalime (2)	12/3/00	Ottawa	28	2-0	166. Marc-Andre Fleury (3)	11/3/18	at Vegas	34	3-0
82. Robert Esche	2/16/01	Phoenix	33	2-0	167. Jonathan Quick (2)	12/2/18	at Los Angeles	34	2-0
83. Roman Cechmanek	2/19/01	at Philadelphia	21	4-0	168. Matt Murray	12/22/18	Pittsburgh	39	3-0
84. Kevin Weekes	3/8/01	at Tampa Bay	20	1-0	169. Mackenzie Blackwood	12/29/18	at New Jersey	37	2-0
85. Olaf Kolzig (2)	3/28/01	at Washington	18	7-0	170. Sergei Bobrovsky (2)	3/15/19	at Columbus	46	3-0



## TEAM PENALTY SHOTS

SHOOTER	DATE	RESULT	OPPONENT	GOALTENDER
1. Mike Rogers	2/22/81	Missed	NY Rangers	Doug Soetaert
2. Blaine Stoughton	3/5/83	Missed	at Quebec	Clint Malarchuk
3. Blaine Stoughton (2)	3/29/83	SCORED	Buffalo	Bob Sauve
4. Bob Crawford	2/1/84	SCORED	at Detroit	Ken Holland
5. Tony Currie	3/17/84	Missed	Pittsburgh	Denis Herron
6. Ron Francis	1/17/86	SCORED	Quebec	Richard Sevigny
7. Dave Tippett	10/31/87	SCORED	Philadelphia	Ron Hextall
8. Dave Tippett (2)	1/9/88	Missed	Pittsburgh	Gilles Meloche
9. Dean Evason	1/13/88	Missed	at Chicago	Darren Pang
10. Kevin Dineen	10/19/89	Missed	at NY Rangers	Mike Richter
11. John Cullen	1/16/92	Missed	at Boston	Andy Moog
12. Murray Craven	3/24/92	SCORED	at Washington	Don Beaupre
13. Andrew Cassels	4/6/94	SCORED	NY Islanders	Ron Hextall
14. Sami Kapanen	3/12/97	SCORED	Boston	Jim Carey
15. Sami Kapanen (2)	1/7/99	Missed	at Pittsburgh	Tom Barrasso
16. Erik Cole	11/29/03	Missed	Pittsburgh	Sebastien Caron
17. Erik Cole (2)	4/2/04	Missed	NY Islanders	Rick DiPietro
18. Erik Cole (3)	11/9/05	SCORED	Buffalo	Martin Biron
19. Erik Cole (4)	11/9/05	Missed	Buffalo	Martin Biron
20. Erik Cole (5)	11/11/05	Missed	at Florida	Roberto Luongo
21. Justin Williams	11/20/05	SCORED	Tampa Bay	John Grahame
22. Frantisek Kaberle	1/13/06	SCORED	Nashville	Tomas Vokoun
23. Erik Cole (6)	1/21/06	SCORED	at Washington	Olaf Kolzig
24. Erik Cole (7)	2/9/06	Missed	at Tampa Bay	John Grahame
25. Eric Staal	12/8/06	Missed	at Vancouver	Roberto Luongo
26. Erik Cole (8)	1/6/07	Missed	NY Islanders	Rick DiPietro
27. Eric Belanger	1/30/07	Missed	Toronto	Andrew Raycroft
28. Justin Williams (2)	3/28/07	Missed	at Philadelphia	Martin Biron
29. Eric Staal (2)	10/26/07	SCORED	Montreal	Cristobal Huet
30. Chad LaRose	11/30/07	Missed	Washington	Olaf Kolzig
31. Chad LaRose (2)	12/28/07	SCORED	Boston	Tim Thomas
32. Eric Staal (3)	1/18/08	SCORED	Edmonton	Mathieu Garon
33. Matt Cullen	2/5/09	SCORED	at San Jose	Evgeni Nabokov
34. Eric Staal (4)	3/3/09	SCORED	at Washington	Michael Neuvirth
35. Ray Whitney	10/23/09	Missed	at Colorado	Craig Anderson
36. Eric Staal (5)	1/16/10	Missed	Atlanta	Andrej Pavelec
37. Brandon Sutter	3/10/10	Missed	at Washington	Jose Theodore
38. Tom Kostopoulos	11/9/10	Missed	Edmonton	Devan Dubnyk
39. Chad LaRose (3)	3/29/11	Missed	at Washington	Semyon Varlamov
40. Eric Staal (6)	10/28/11	Missed	Chicago	Corey Crawford
41. Patrick Dwyer	11/14/11	SCORED	Philadelphia	Sergei Bobrovsky
42. Jiri Tlustý	12/6/11	SCORED	at Calgary	Miikka Kiprusoff
43. Jeff Skinner	12/7/11	Missed	at Edmonton	Devan Dubnyk
44. Eric Staal (7)	3/7/13	Missed	Montreal	Carey Price
45. Jeff Skinner (2)	12/12/13	Missed	at Calgary	Karri Ramo
46. Jeff Skinner (3)	3/7/14	SCORED	NY Rangers	Henrik Lundqvist
47. Brad Malone	2/3/15	SCORED	at Anaheim	Frederik Andersen
48. Jeff Skinner (4)	12/12/15	Missed	at Arizona	Anders Lindback
49. Elias Lindholm	1/24/16	SCORED	Calgary	Karri Ramo
50. Jeff Skinner (5)	3/13/17	SCORED	at NY Islanders	Thomas Greiss
51. Jeff Skinner (6)	11/4/17	Missed	at Arizona	Antti Raanta
52. Jeff Skinner (7)	12/1/17	Missed	at NY Rangers	Henrik Lundqvist

## OPPONENT PENALTY SHOTS

SHOOTER	DATE	RESULT	OPPONENT	GOALTENDER
1. Claude Larose	1/7/80	SAVED	at NY Rangers	Al Smith
2. Steve Kasper	1/27/86	SAVED	at Boston	Mike Liut
3. Mike Gartner	1/17/87	Scored	Washington	Mike Liut
4. Mats Naslund	1/19/87	Scored	at Montreal	Mike Liut
5. Jimmy Carson	11/3/89	SAVED	at Detroit	Mike Liut
6. Bob Sweeney	12/12/90	Scored	Boston	Peter Sidorkiewicz
7. Randy Burridge	3/31/91	SAVED	at Boston	Kay Whitmore
8. Luc Robitaille	2/6/92	Scored	at Los Angeles	Kay Whitmore
9. Michal Pivonka	1/21/95	SAVED	Washington	Sean Burke
10. Wayne Presley	3/8/96	SAVED	Toronto	Sean Burke
11. Brian Bradley	4/3/96	SAVED	at Tampa Bay	Sean Burke
12. Brendan Shanahan	11/5/97	SAVED	Detroit	Trevor Kidd
13. Kevyn Adams	2/14/00	SAVED	at Toronto	Arturs Irbe
14. Ray Ferraro	2/21/01	Scored	Atlanta	Arturs Irbe
15. Joe Sacco	3/30/01	Scored	Washington	Arturs Irbe
16. Anson Carter	11/11/01	SAVED	Edmonton	Tom Barrasso
17. Pavel Bure	1/25/02	SAVED	Florida	Arturs Irbe
18. Jan Hlavac	11/6/03	Scored	NY Rangers	Kevin Weekes
19. Chris Phillips	12/28/05	SAVED	at Ottawa	Cam Ward
20. Michael Ryder	12/31/05	SAVED	Montreal	Martin Gerber
21. Martin Straka	3/14/06	SAVED	NY Rangers	Martin Gerber
22. Marc Savard	4/1/06	Scored	at Atlanta	Cam Ward
23. Jim Slater	4/8/06	SAVED	at Atlanta	Martin Gerber
24. John Pohl	12/15/06	SAVED	Toronto	Cam Ward
25. Ales Kotalik	12/28/06	Scored	at Buffalo	John Grahame
26. Tomas Plekanec	2/17/07	Scored	at Montreal	Cam Ward
27. Bryan Allen	4/7/07	SAVED	Florida	John Grahame
28. Richard Park	10/27/07	SAVED	at NY Islanders	John Grahame
29. Vincent Lecavalier	11/8/07	SAVED	Tampa Bay	Cam Ward
30. Mike Richards	11/21/07	SAVED	Philadelphia	Cam Ward
31. Drew Stafford	12/1/07	SAVED	at Buffalo	John Grahame
32. Nathan Horton	2/16/08	Scored	Florida	John Grahame
33. Doug Weight	10/25/08	SAVED	at NY Islanders	Cam Ward
34. Alex Tanguay	10/28/08	Scored	at Montreal	Cam Ward
35. Ales Ovechkin	12/7/08	SAVED	Washington	Michael Leighton
36. Guillaume Latendresse	12/16/08	Scored	Montreal	Cam Ward
37. Evgeni Malkin	4/4/09	SAVED	Pittsburgh	Cam Ward
38. Derek Roy	4/9/09	Scored	Buffalo	Michael Leighton
39. Mike Richards	1/23/10	SAVED	at Philadelphia	Cam Ward
40. Sean Bergenheim	12/20/10	SAVED	at Tampa Bay	Justin Peters
41. Jack Skille	11/29/11	SAVED	Florida	Cam Ward
42. Alex Ovechkin (2)	1/2/14	SAVED	at Washington	Anton Khudobin
43. Tyler Ennis	3/13/14	Scored	Buffalo	Cam Ward
44. Brian Gibbons	4/1/14	SAVED	at Pittsburgh	Anton Khudobin
45. Dustin Brown	11/22/15	Scored	Los Angeles	Cam Ward
46. Brayden Schenn	11/23/15	SAVED	at Philadelphia	Eddie Lack
47. Brandon Saad	11/11/17	SAVED	Chicago	Scott Darling

## INDIVIDUAL RECORDS IN A SEASON SERIES

### MOST GOALS

Eric Staal	8	vs. Tampa Bay, 2008-09
Sylvain Turgeon	7	vs. Montreal, 1985-86
Kevin Dineen	7	vs. Buffalo, 1988-89
Pat Verbeek	7	vs. Quebec, 1989-90
Geoff Sanderson	7	vs. Boston, 1992-93
Pat Verbeek	7	vs. Buffalo, 1992-93
Geoff Sanderson	7	vs. Buffalo, 1996-97
Erik Cole	7	vs. Washington, 2006-07
Eric Staal	7	vs. Atlanta, 2007-08

Mike Rogers	6	vs. Colorado, 1979-80
Mike Rogers	6	vs. Quebec, 1979-80
Blaine Stoughton	6	vs. Vancouver, 1979-80
Ron Francis	6	vs. Buffalo, 1982-83
Blaine Stoughton	6	vs. Montreal, 1982-83
Kevin Dineen	6	vs. Boston, 1984-85
Kevin Dineen	6	vs. Buffalo, 1985-86
Kevin Dineen	6	vs. NY Rangers, 1986-87
Dean Evason	6	vs. Montreal, 1986-87

Sylvain Turgeon	6	vs. Quebec, 1987-88
Ray Ferraro	6	vs. Quebec, 1988-89
Kevin Dineen	6	vs. Montreal, 1988-89
Kevin Dineen	6	vs. Los Angeles, 1989-90
Sami Kapanen	6	vs. Edmonton, 1997-98
Rod Brind'Amour	6	vs. Washington, 2005-06
Eric Staal	6	vs. Tampa Bay, 2006-07
Eric Staal	6	vs. NY Islanders, 2008-09
Jussi Jokinen	6	vs. Atlanta, 2009-10

### MOST ASSISTS

Ron Francis	13	vs. Boston, 1986-87
Dave Babych	10	vs. Buffalo, 1987-88
Ron Francis	9	vs. Boston, 1984-85
Ron Francis	9	vs. Montreal, 1984-85
Dave Babych	9	vs. Buffalo, 1988-89
Pat Verbeek	9	vs. Montreal, 1989-90
John Cullen	9	vs. Buffalo, 1991-92

Eric Staal	9	vs. Atlanta, 2007-08
Rod Brind'Amour	8	vs. Atlanta, 2006-07
Rod Brind'Amour	8	vs. Florida, 2006-07
Ron Francis	8	vs. Boston, 1985-86
Ron Francis	8	vs. Minnesota, 1983-84
Ron Francis	8	vs. Buffalo, 1986-87
Kevin Dineen	8	vs. Buffalo, 1988-89

Pat Verbeek	8	vs. Buffalo, 1991-92
Andrew Cassels	8	vs. Boston, 1992-93
Andrew Cassels	8	vs. Buffalo, 1993-94
Rod Brind'Amour	8	vs. Atlanta, 2005-06
Eric Staal	8	vs. Pittsburgh, 2005-06
Cory Stillman	8	vs. Washington, 2005-06

### MOST POINTS

Ron Francis	16	vs. Boston, 1986-87
Eric Staal	16	vs. Atlanta, 2007-08
Kevin Dineen	15	vs. Buffalo, 1988-89
Pat Verbeek	14	vs. Quebec, 1989-90
Dave Babych	13	vs. Buffalo, 1987-88

Ron Francis	13	vs. Montreal, 1984-85
Pat Verbeek	13	vs. Montreal, 1989-90
John Cullen	13	vs. Buffalo, 1991-92
Doug Sulliman	12	vs. Quebec, 1980-81
Ron Francis	12	vs. Quebec, 1989-90

Eric Staal	12	vs. Pittsburgh, 2005-06
Rod Brind'Amour	12	vs. Atlanta, 2006-07
Rod Brind'Amour	12	vs. Florida, 2006-07
Erik Cole	12	vs. Washington, 2006-07

### MOST GAME-WINNING GOALS, SEASON

Erik Cole	9	2010-11
Blaine Stoughton	9	1979-80
Blaine Stoughton	8	1982-83
Kevin Dineen	8	1985-86
Carey Wilson	8	1987-88
Erik Cole	8	2005-06
Justin Williams	8	2006-07
Eric Staal	8	2008-09
Eric Staal	8	2010-11
Kevin Dineen	7	1986-87

Ron Francis	7	1986-87
Ray Ferraro	7	1988-89
Geoff Sanderson	7	1995-96
Sami Kapanen	7	1998-99
Jeff O'Neill	7	1999-00
Jeff O'Neill	7	2002-03
Eric Staal	7	2007-08
Jeff Skinner	7	2015-16
<b>Sebastian Aho</b>	7	2018-19

### MOST GAME-WINNING GOALS, CAREER

Ron Francis	57
Eric Staal	47
Jeff O'Neill	38
Kevin Dineen	37
Erik Cole	34
Rod Brind'Amour	29
Blaine Stoughton	29
Sami Kapanen	28
Jeff Skinner	28

Geoff Sanderson	26
Pat Verbeek	22
Sylvain Turgeon	19
Ray Whitney	19
<b>Justin Faulk</b>	19
Justin Williams	19
Robert Kron	18
Ray Ferraro	17
<b>Sebastian Aho</b>	15



# OVERTIME RESULTS

## TEAM OVERTIME RESULTS

### REGULAR-SEASON OVERTIME RESULTS

YEAR	OVERALL	HOME	ROAD	YEAR	OVERALL	HOME	ROAD
1983-84	2-3-10 (.457)	1-0-5 (.583)	1-3-5 (.389)	2001-02	6-5-16 (.519)	4-2-11 (.559)	2-3-5 (.450)
1984-85	4-4-9 (.500)	2-3-5 (.450)	2-1-4 (.571)	2002-03	2-6-11 (.395)	0-3-9 (.375)	2-3-2 (.429)
1985-86	1-2-4 (.400)	0-1-2 (.333)	1-1-2 (.500)	2003-04	5-6-14 (.480)	3-2-8 (.538)	2-4-6 (.417)
1986-87	2-0-7 (.611)	0-0-5 (.500)	2-0-2 (.750)	2005-06	12-8 (.600)	7-2 (.777)	5-6 (.455)
1987-88	3-2-7 (.542)	3-0-5 (.688)	0-2-2 (.250)	2006-07	6-8 (.429)	3-4 (.429)	3-4 (.429)
1988-89	1-4-5 (.350)	0-3-2 (.200)	1-1-3 (.500)	2007-08	7-6 (.538)	4-4 (.500)	3-2 (.600)
1989-90	0-0-9 (.500)	0-0-5 (.500)	0-0-4 (.500)	2008-09	10-7 (.588)	4-1 (.800)	6-6 (.500)
1990-91	2-5-11 (.416)	0-1-6 (.428)	2-4-5 (.450)	2009-10	9-10 (.474)	7-3 (.700)	2-7 (.222)
1991-92	2-3-13 (.472)	0-1-10 (.455)	2-2-3 (.500)	2010-11	11-11 (.500)	7-5 (.583)	4-6 (.400)
1992-93	3-9-6 (.333)	2-4-5 (.409)	1-5-1 (.214)	2011-12	4-16 (.200)	3-7 (.300)	1-9 (.100)
1993-94	4-1-9 (.607)	3-1-6 (.600)	1-0-3 (.625)	2012-13	2-4 (.333)	1-1 (.500)	1-3 (.250)
1994-95	4-0-5 (.722)	3-0-3 (.750)	1-0-2 (.667)	2013-14	6-11 (.353)	3-6 (.333)	3-5 (.375)
1995-96	2-3-9 (.464)	1-1-4 (.500)	1-2-5 (.387)	2014-15	6-11 (.353)	4-1 (.364)	2-4 (.333)
1996-97	3-4-11 (.472)	2-1-2 (.600)	1-3-9 (.423)	2015-16	10-16 (.385)	3-7 (.300)	7-9 (.438)
1997-98	2-2-8 (.500)	0-1-7 (.438)	2-1-1 (.625)	2016-17	8-15 (.347)	5-6 (.455)	3-9 (.250)
1998-99	1-5-18 (.417)	1-2-9 (.458)	0-3-9 (.375)	2017-18	6-11 (.353)	4-6 (.400)	2-5 (.286)
1999-00	4-0-10 (.643)	3-0-5 (.688)	1-0-5 (.583)	2018-19	7-7 (.500)	4-4 (.500)	3-3 (.500)
2000-01	6-3-9 (.583)	2-0-3 (.700)	4-3-6 (.538)	<b>TOTALS</b>	<b>163-208-201 (.461)</b>	<b>89-89-117 (.500)</b>	<b>74-119-84 (.419)</b>

### REGULAR-SEASON OVERTIME GOALS

GOAL SCORER	DATE	TIME	RESULT	OPP. GOALIE	GOAL SCORER	DATE	TIME	RESULT	OPP. GOALIE
1. Blaine Stoughton	11/26/83	4:52	4-3 win vs. NYR	Steve Weeks	62. Frantisek Kaberle (2)	1/13/06	2:31	5-4 win vs. NSH	Tomas Vokoun
2. Tony Currie	3/24/84	0:46	3-2 win at QUE	Dan Bouchard	63. Ray Whitney	4/3/06	3:35	6-5 win vs. WSH	Olaf Kolzig (2)
3. Risto Siltanen	10/13/84	2:25	3-2 win vs. BOS	Pete Peeters	64. Anton Babchuk	10/25/06	1:11	5-4 win at ATL	Kari Lehtonen
4. Greg Malone	12/8/84	4:27	4-3 win at NYI	Kelly Hrudey	65. Erik Cole (2)	12/23/06	1:59	3-2 win at FLA	Ed Belfour
5. Pat Boutette	12/15/84	3:23	4-3 win vs. MTL	Doug Soetaert	66. Justin Williams	1/16/07	1:47	3-2 win at FLA	Ed Belfour (2)
6. Mike Crombeen	2/21/85	3:45	4-3 win at NYR	Glen Hanlon	67. Glen Wesley	2/22/07	0:16	3-2 win vs. PHI	Antero Niittymaki
7. Kevin Dineen	10/17/85	1:49	4-3 win at NJ	Glenn Resch	68. Ray Whitney (2)	4/1/07	1:30	4-3 win at FLA	Ed Belfour (3)
8. Kevin Dineen (2)	12/21/86	2:57	4-3 win at NYR	J. Vanbiesbrouck	69. Rod Brind'Amour (2)	4/7/07	4:36	5-4 win vs. FLA	Craig Anderson
9. Ron Francis	1/19/87	4:57	5-4 win at MTL	Brian Hayward	70. Scott Walker	12/18/07	4:27	3-2 win vs. TOR	Vesa Toskala
10. Sylvain Turgeon	10/17/87	3:59	4-3 win vs. NJ	Alain Chevrier	71. Cory Stillman	1/21/08	0:52	3-2 win at NYI	Rick DiPietro
11. Kevin Dineen	1/2/88	0:55	5-4 win vs. PIT	Gilles Meloche	72. Rod Brind'Amour (3)	1/31/08	3:20	3-2 win vs. TOR	Vesa Toskala (2)
12. Ray Ferraro	1/24/88	2:21	2-1 win vs. DET	Sam St. Laurent	73. Sergei Samsonov	2/26/08	1:36	2-1 win vs. NJ	Martin Brodeur
13. Brian Lawton	1/4/89	3:19	5-4 win at BUF	Daren Pappa	74. Scott Walker (2)	3/8/08	2:50	4-3 win vs. BUF	Ryan Miller
14. Randy Cunneynworth	11/10/90	0:49	3-2 win at MIN	Jon Casey	75. Eric Staal (2)	10/11/08	4:36	4-3 win at TB	Mike Smith
15. Scott Young	12/7/90	0:53	4-3 win at BUF	Clint Malarchuk	76. Niclas Wallin	11/4/08	1:52	5-4 win at TOR	Vesa Toskala (3)
16. Adam Burt	2/29/92	4:58	5-4 win at MIN	Jon Casey (2)	77. Sergei Samsonov (2)	11/28/08	3:53	3-2 win at PHI	Martin Biron (2)
17. Andrew Cassels	4/15/92	1:38	4-3 win at PHI	Dominik Roussel	78. Joe Corvo	12/18/08	4:16	2-1 win vs. FLA	Tomas Vokoun (2)
18. Murray Craven	11/28/92	2:53	4-3 win vs. BOS	Rejean Lemelin	79. Tuomo Ruutu	12/21/08	1:43	3-2 win at MTL	Carey Price
19. Murray Craven (2)	3/16/93	1:03	4-3 win at TB	Wendell Young	80. Ray Whitney (3)	3/23/09	1:37	3-2 win at FLA	Tomas Vokoun (3)
20. Mark Janssens	4/14/93	1:08	5-4 win vs. NYI	Mark Fitzpatrick	81. Anton Babchuk	4/4/09	1:11	3-2 win vs. PIT	Marc-Andre Fleury
21. Brian Propp	11/10/93	0:20	4-3 win vs. OTT	Darrin Madeley	82. Ray Whitney (4)	1/2/10	3:45	2-1 win at NYR	Henrik Lundqvist
22. Robert Kron	11/23/93	3:55	2-1 win at FLA	J. Vanbiesbrouck (2)	83. Sergei Samsonov (3)	2/11/10	1:47	4-3 win vs. BUF	Ryan Miller (2)
23. Geoff Sanderson	12/26/93	4:10	3-2 win vs. OTT	Craig Billington	84. Brian Pothier	3/11/10	0:23	4-3 win vs. PIT	Brent Johnson
24. Andrew Cassels (2)	3/30/94	3:15	3-2 win vs. CHI	Jeff Hackett	85. Ray Whitney (5)	3/18/10	4:02	4-3 win vs. WSH	Semyon Varlamov
25. Darren Turcotte	2/22/95	2:59	3-2 win vs. BOS	Blaine Lacher	86. Jamie McBain	3/20/10	4:59	3-2 win at PIT	Marc-Andre Fleury (2)
26. Robert Kron (2)	3/4/95	1:11	3-2 win vs. TB	Darren Pappa (2)	87. Anton Babchuk (2)	10/23/10	2:52	4-3 win at PHX	Ilya Bryzgalov
27. Geoff Sanderson (2)	3/26/95	2:16	4-3 win at WSH	Jim Carey	88. Brandon Sutter	12/3/10	1:16	2-1 win vs. COL	Craig Anderson (2)
28. Darren Turcotte (2)	4/14/95	1:04	4-3 win vs. MTL	Patrick Roy	89. Erik Cole (3)	1/9/11	2:09	4-3 win vs. ATL	Ondrej Pavelec
29. Adam Burt (2)	2/9/96	3:24	3-2 win at COL	Patrick Roy (2)	90. Erik Cole (4)	2/5/11	2:48	4-3 win vs. ATL	Ondrej Pavelec (2)
30. Geoff Sanderson (3)	2/17/96	1:49	2-1 win vs. BUF	Dominik Hasek	91. Jamie McBain (2)	3/3/11	0:26	3-2 win vs. BUF	Ryan Miller (3)
31. Curtis Leschyshyn	11/9/96	4:55	4-3 win vs. BUF	Dominik Hasek (2)	92. Joni Pitkanen	3/18/11	3:58	3-2 win vs. NYI	Al Montoya
32. Robert Kron (3)	12/21/96	2:11	6-5 win vs. TB	Rick Tabaracci	93. Tuomo Ruutu (2)	12/23/11	1:36	2-1 win vs. OTT	Craig Anderson (3)
33. Robert Kron (4)	1/22/97	4:46	2-1 win vs. FLA	Mark Fitzpatrick (2)	94. Erik Staal (3)	12/29/11	3:09	4-3 win vs. TOR	James Reimer
34. Bates Battaglia	1/10/98	1:59	2-1 win at NYI	Wade Flaherty	95. <b>Justin Faulk</b>	3/6/12	3:38	4-3 win at WSH	Michal Neuvirth
35. Jeff O'Neill	3/6/98	2:34	5-4 win at PHX	Nikolai Khabibulin	96. Jay Harrison	2/7/13	2:19	3-2 win at OTT	Craig Anderson
36. Gary Roberts	1/28/99	3:18	3-2 win vs. NYR	Mike Richter	97. Manny Malhotra	11/5/13	2:40	2-1 win vs. PHI	Steve Mason
37. Nolan Pratt	12/26/99	0:27	4-3 win vs. FLA	M. Shtalenkov	98. Alexander Semin	12/31/13	3:27	5-4 win vs. MTL	Carey Price (2)
38. Marek Malik	1/24/99	0:55	3-2 win vs. MTL	Jose Theodore	99. Jeff Skinner	1/2/14	1:20	4-3 win at WSH	Philipp Grubauer
39. Jeff O'Neill (2)	1/28/00	0:16	4-3 win vs. NJ	Chris Terreri	100. Jay Harrison (2)	3/4/14	4:18	3-2 win at SJ	Alex Stalock
40. Jeff O'Neill (3)	2/26/00	2:28	2-1 win at FLA	Mike Vernon	101. Elias Lindholm	11/7/14	4:22	3-2 win vs. CBJ	Curtis McElhinney
41. Sandis Ozolinsh	10/31/00	2:35	6-5 win vs. TB	Kevin Weekes	102. Victor Rask	10/21/15	1:49	1-0 win at COL	Semyon Varlamov (2)
42. Bates Battaglia (2)	11/29/00	1:41	2-1 win at FLA	Trevor Kidd	103. Ron Hainsey	10/29/15	2:21	3-2 win at NYI	Thomas Greiss
43. Ron Francis (2)	1/16/01	0:33	3-2 win at MTL	Jose Theodore (2)	104. <b>Jordan Staal</b>	11/7/15	2:51	3-2 win vs. OTT	Andrew Hammond
44. Jeff O'Neill (4)	2/7/01	0:25	2-1 win at PHX	Sean Burke	105. Victor Rask (2)	12/12/15	0:53	5-4 win at ARI	Anders Lindback
45. Rod Brind'Amour	3/30/01	3:07	4-3 win vs. WSH	Olaf Kolzig	106. <b>Jordan Staal (2)</b>	1/9/16	2:45	4-3 win at CBJ	Joonas Korpisalo
46. Shane Willis	4/1/01	1:18	3-2 win at OTT	Patrick Lalime	107. Jeff Skinner (2)	1/12/16	3:02	3-2 win vs. PIT	Marc-Andre Fleury (3)
47. Jeff O'Neill (5)	10/20/01	1:33	2-1 win vs. ATL	Milan Hnilicka	108. <b>Jordan Staal (3)</b>	1/21/16	2:54	1-0 win at TOR	James Reimer (2)
48. Sami Kapanen	10/28/01	1:33	3-2 win vs. LA	Felix Potvin	109. Phil Di Giuseppe	3/10/16	1:30	3-2 win at BOS	Tuukka Rask
49. Josef Vasicek	11/4/01	0:52	1-0 win vs. PHX	Sean Burke (2)	110. Phil Di Giuseppe (2)	12/4/16	1:26	1-0 win vs. TB	Ben Bishop
50. Ron Francis (3)	12/10/01	2:36	4-3 win at NYR	Mike Richter (2)	111. <b>Teuvo Teravainen</b>	12/23/16	3:01	3-2 win vs. BOS	Anton Khudobin
51. Erik Cole	12/21/01	1:28	5-4 win vs. ATL	Milan Hnilicka (2)	112. <b>Sebastian Aho</b>	1/8/17	1:54	4-3 win vs. BOS	Zane McIntyre
52. Sean Hill	3/5/02	1:36	2-1 win at CHI	Steve Passmore	113. Ron Hainsey (2)	2/4/17	2:32	5-4 win at NYI	Jean-Francois Berube
53. Aaron Ward	12/20/02	3:52	3-2 win at ATL	Byron Dafoe	114. Noah Hanifin	3/30/17	2:16	2-1 win vs. CBJ	Joonas Korpisalo (2)
54. Craig Adams	3/12/03	3:41	3-2 win at BUF	Martin Biron	115. Noah Hanifin (2)	12/2/17	4:58	3-2 win vs. FLA	James Reimer (3)
55. Eric Staal	11/8/03	2:44	3-2 win vs. LA	Roman Cechmanek	116. <b>Jacob Slavin</b>	12/15/17	2:15	5-4 win at BUC	Chad Johnson
56. Jeff O'Neill (6)	12/18/03	2:14	2-1 win vs. PIT	Sebastien Caron	117. Elias Lindholm (2)	4/7/18	0:49	3-2 win vs. TB	Louis Domingue
57. Sean Hill (2)	12/27/03	0:39	2-1 win vs. MTL	Jose Theodore (3)	118. <b>Sebastian Aho (2)</b>	10/13/18	2:57	5-4 win at MIN	Devan Dubnyk
58. Kevyn Adams	3/5/04	4:59	3-2 win at ATL	Pasi Nurminen	119. <b>Sebastian Aho (3)</b>	11/12/18	1:16	3-2 win vs. CHI	Cam Ward
59. Bret Hedican	3/20/04	4:00	3-2 win at OTT	Patrick Lalime (2)	120. <b>Teuvo Teravainen (2)</b>	2/7/19	3:25	6-5 win at BUF	Linus Ullmark
60. Matt Cullen	10/26/05	3:24	4-3 win vs. BOS	Andrew Raycroft	121. <b>Sebastian Aho (4)</b>	3/2/19	1:46	4-3 win at FLA	Sam Montembeault
61. Frantisek Kaberle	11/29/05	0:32	4-3 win at ATL	Michael Garnett	122. <b>Andrei Svechnikov</b>	3/24/19	3:15	2-1 win vs. MTL	Carey Price (3).

# OVERTIME RESULTS

## OPPONENTS' REGULAR-SEASON OVERTIME GOALS

GOAL SCORER	DATE	TIME	RESULT	CAR. GOALIE
1. Patrik Sundstrom	10/23/83	4:52	5-4 loss at VAN	Greg Millen
2. Jani Ludvig	2/16/84	4:54	6-5 loss at NJ	Ed Staniewski
3. Mike Foligno	3/11/84	1:53	4-3 loss at BUF	Greg Millen (2)
4. Petri Skriko	2/1/85	1:11	4-3 loss at VAN	Steve Weeks
5. Dan Daoust	2/17/85	1:30	5-4 loss vs. TOR	Steve Weeks (2)
6. Marcel Dionne	2/23/85	2:46	2-1 loss vs. LA	Mike Liut
7. Jean-Marc Lanthier	3/3/85	2:47	7-6 loss vs. VAN	Mike Liut (2)
8. Ray Bourque	1/29/86	2:26	5-4 loss vs. BOS	Steve Weeks (3)
9. Claude Loiselle	2/6/86	2:22	5-4 loss at DET	Mike Liut (3)
10. Gary Roberts	12/22/87	4:10	6-5 loss at CGY	Steve Weeks (4)
11. Dave Brown	2/15/88	3:55	5-4 loss at PHI	Mike Liut (4)
12. Petri Skriko (2)	1/15/88	0:34	3-2 loss vs. VAN	Mike Liut (5)
13. Rob Brown	12/26/88	1:39	4-3 loss vs. PIT	Mike Liut (6)
14. Marc Fortier	1/28/89	0:32	3-2 loss vs. QUE	Peter Sidorkiewicz
15. Brent Ashton	2/19/89	3:23	7-6 loss at WPG	Peter Sidorkiewicz (2)
16. Dave Andreychuk	12/18/90	1:07	4-3 loss vs. BUF	Daryl Reaugh
17. Brian Benning	1/8/91	3:37	4-3 loss at LA	Daryl Reaugh (2)
18. Rod Brind'Amour	1/31/91	0:55	4-3 loss at STL	Daryl Reaugh (3)
19. Brent Gilchrist	3/25/91	3:03	3-2 loss at MTL	Peter Sidorkiewicz (3)
20. Greg Brown	3/27/91	2:47	4-3 loss at NJ	Peter Sidorkiewicz (4)
21. Ray Bourque	11/16/91	1:39	5-4 loss vs. BOS	Peter Sidorkiewicz (5)
22. Stephane Lebeau	12/21/91	4:09	3-2 loss at MTL	Kay Whitmore
23. Vladimir Ruzicka	2/11/92	0:26	4-3 loss at BOS	Peter Sidorkiewicz (6)
24. Joe Juneau	10/8/92	2:16	3-2 loss at BOS	Sean Burke
25. Randy McKay	10/28/92	0:48	4-3 loss vs. NJ	Frank Pietrangelo
26. Ted Donato	11/27/92	4:36	5-4 loss at BOS	Frank Pietrangelo (2)
27. Gregori Pantalejev	1/2/93	2:36	3-2 loss at BOS	Frank Pietrangelo (3)
28. Ric Nattress	1/24/93	2:36	5-4 loss at PHI	Frank Pietrangelo (4)
29. Gary Roberts (2)	2/13/93	3:29	4-3 loss at CGY	Sean Burke (2)
30. Pierre Turgeon	2/28/93	2:39	7-6 loss vs. NYI	Sean Burke (3)
31. Vincent Damphousse	3/24/93	2:01	6-5 loss vs. MTL	Mario Gosselin
32. Dmitri Yuskovitch	4/16/93	1:25	5-4 loss vs. PHI	Mike Lenarduzzi
33. Jaromir Jagr	12/4/93	2:04	7-6 loss vs. PIT	Jeff Reese
34. Turner Stevenson	11/20/95	3:12	4-3 loss at MTL	Sean Burke (4)
35. Sandy McCarthy	1/10/96	2:06	3-2 loss at CGY	Sean Burke (5)
36. Don Sweeney	3/27/96	3:01	6-5 loss vs. BOS	Sean Burke (6)
37. Steve Konowalchuk	1/1/97	3:01	3-2 loss at WSH	Jason Muzzatti
38. Ted Donato	1/2/97	2:21	5-4 loss vs. BOS	Jason Muzzatti (2)
39. Mats Lindgren	1/12/97	2:27	2-1 loss at EDM	Sean Burke (7)
40. Brian Savage	2/8/97	1:01	3-2 loss at MTL	Sean Burke (8)
41. Jason Dawe	10/31/97	3:21	3-2 loss vs. BUF	Sean Burke (9)
42. Matthew Barnaby	12/12/97	4:45	3-2 loss at BUF	Sean Burke (10)
43. Steve Rucchin	11/11/98	1:04	5-4 loss at ANA	Trevor Kidd
44. Jay Pandolfo	11/19/98	3:37	3-2 loss at NJ	Arturs Irbe
45. Kelly Miller	1/16/99	0:09	3-2 loss vs. WSH	Arturs Irbe (2)
46. Kip Miller	3/10/99	2:49	3-2 loss vs. PIT	Arturs Irbe (3)
47. Mike Modano	3/21/99	0:44	3-2 loss at DAL	Arturs Irbe (4)
48. Patrik Elias	11/18/00	4:20	3-2 loss at NJ	Arturs Irbe (5)
49. Dan McGillis	12/23/00	3:50	2-1 loss at PHI	Arturs Irbe (6)
50. Sergei Fedorov	2/14/01	2:51	4-3 loss at DET	Arturs Irbe (7)
51. Radek Martinek	10/17/01	3:43	2-1 loss at NYI	Tom Barrasso
52. Mariusz Czerkawski	10/26/01	3:01	3-2 loss vs. NYI	Tom Barrasso (2)
53. Jeff Halpern	12/2/01	3:24	4-3 loss vs. WSH	Tom Barrasso (3)
54. Stu Barnes	12/14/01	0:50	3-2 loss at BUF	Tom Barrasso (4)
55. Mark Recchi	12/22/01	0:27	4-3 loss at PHI	Arturs Irbe (8)
56. Tom Koivisto	10/15/02	3:49	2-1 loss at STL	Kevin Weekes
57. John LeClair	11/5/02	1:56	2-1 loss vs. PHI	Kevin Weekes (2)
58. Cory Sarich	11/17/02	3:45	2-1 loss vs. TB	Kevin Weekes (3)
59. Milan Hejduk	1/12/03	2:04	3-2 loss vs. COL	Kevin Weekes (4)
60. Stephen Weiss	1/25/03	3:40	3-2 loss at FLA	Arturs Irbe (9)
61. Sergei Zubov	2/11/03	4:59	2-1 loss at DAL	Kevin Weekes (5)
62. Scott Hartnell	12/3/03	3:30	2-1 loss vs. NSH	Kevin Weekes (6)
63. Markus Naslund	12/14/03	4:13	2-1 loss at VAN	Jamie Storr
64. Darcy Tucker	2/19/04	2:18	2-1 loss vs. TOR	Kevin Weekes (7)
65. Mike Ribeiro	2/28/04	3:38	1-0 loss vs. MTL	Kevin Weekes (8)
66. Dany Heatley	3/15/04	1:43	1-0 loss at ATL	Kevin Weekes (9)
67. Aleksey Morozov	3/19/04	1:17	4-3 loss at PIT	Kevin Weekes (10)
68. Ken Klee	10/20/05	4:44	5-4 loss at TOR	Cam Ward
69. Dan Boyle	12/26/05	4:26	5-4 loss at TB	Martin Gerber
70. Sami Kapapan	12/29/05	1:27	4-3 loss vs. PHI	Cam Ward (2)
71. Joel Kwiatkowski	3/11/06	1:14	4-3 loss at FLA	Martin Gerber (2)
72. Brian Gionta	4/11/06	0:28	4-3 loss vs. NJ	Martin Gerber (3)
73. Martin St. Louis	5/15/06	4:49	3-2 loss at TB	Martin Gerber (4)
74. Tom Poti	10/21/06	0:23	4-3 loss at NYI	John Grahame
75. Daniel Sedin	12/8/06	3:02	4-3 loss at VAN	Cam Ward (3)

## PLAYOFF OVERTIME GOALS

GOAL SCORER	DATE	TIME	RESULT	OPP. GOALIE
1. Sylvain Turgeon	4/9/86	2:36	3-2 win at QUE	Clint Malarchuk
2. Kevin Dineen	4/23/86	1:06	2-1 win vs. MTL	Patrick Roy
3. Paul MacDermid	4/8/87	2:20	3-2 win vs. QUE	Mario Gosselin
4. Kevin Dineen (2)	4/15/90	12:30	3-2 win vs. BOS	Andy Moog
5. Yvon Corriveau	4/29/92	0:24	2-1 win vs. MTL	Patrick Roy (2)
6. Ray Sheppard	4/24/99	17:05	3-2 win vs. BOS	Byron Dafeo
7. Rod Brind'Amour	4/18/01	0:46	3-2 win vs. NJ	Martin Brodeur
8. Bates Battaglia	4/19/02	15:26	2-1 win vs. NJ	Martin Brodeur (2)
9. Josef Vasicek	4/24/02	8:16	3-2 win vs. NJ	Martin Brodeur (3)
10. Niclas Wallin	5/9/02	3:14	4-3 win at MTL	Jose Theodore
11. Niclas Wallin (2)	5/19/02	13:42	2-1 win vs. TOR	Curtis Joseph
12. Jeff O'Neil	5/21/02	6:01	2-1 win at TOR	Curtis Joseph (2)

## OPPONENTS' PLAYOFF OVERTIME GOALS

GOAL SCORER	DATE	TIME	RESULT	CAR. GOALIE
1. Yvon Lambert	4/11/80	0:29	4-3 loss vs. MTL	Al Smith
2. Claude Lemieux	4/29/86	5:55	2-1 loss at MTL	Mike Liut
3. Peter Stastny	4/16/87	6:05	5-4 loss at QUE	Mike Liut (2)
4. Stephane Richer	4/8/89	5:01	5-4 loss vs. MTL	Peter Sidorkiewicz
5. Russ Courtnall	4/9/89	15:12	4-3 loss vs. MTL	Kay Whitmore
6. Russ Courtnall (2)	5/1/92	25:26	3-2 loss at MTL	Frank Pietrangelo
7. Anson Carter	4/30/99	34:45	4-3 loss vs. BOS	Arturs Irbe

GOAL SCORER	DATE	TIME	RESULT	CAR. GOALIE
76. Zdeno Chara	2/3/07	1:49	4-3 loss vs. BOS	Cam Ward (4)
77. Saku Koivu	10/3/07	1:05	3-2 loss vs. MTL	Cam Ward (5)
78. Simon Gagne	10/20/07	0:48	3-2 loss at PHI	John Grahame (2)
79. Marian Hossa	1/2/08	4:28	5-4 loss vs. ATL	Cam Ward (6)
80. Michal Handzus	10/17/08	3:21	4-3 loss at LA	Cam Ward (7)
81. Jeff Carter	12/6/09	3:34	2-1 loss vs. PHI	Michael Leighton
82. Cal Clutterbuck	10/24/09	1:55	3-2 loss at MIN	Cam Ward (8)
83. Kyle Okposo	11/13/09	4:45	4-3 loss vs. NYI	Manny Legace
84. Mike Green	12/11/09	1:16	4-3 loss at WSH	Cam Ward (9)
85. Tomas Fleischmann	3/10/10	3:20	4-3 loss at WSH	Manny Legace (2)
86. Martin St. Louis (2)	3/23/10	0:29	3-2 loss at TB	Manny Legace (3)
87. Bryan Allen	1/3/11	1:16	4-3 loss vs. FLA	Cam Ward (10)
88. Mats Zuccarello	1/5/11	3:09	2-1 loss at NYR	Cam Ward (11)
89. Mattias Tedenby	2/8/11	2:42	3-2 loss at NJ	Cam Ward (12)
90. Marc-Andre Bergeron	2/12/11	1:32	4-3 loss at TB	Cam Ward (13)
91. Tim Stapleton	3/9/11	1:38	3-2 loss vs. ATL	Cam Ward (14)
92. Marc-Andre Gragnani	4/3/11	2:56	2-1 loss vs. BUF	Cam Ward (15)
93. Mike Green (2)	10/8/11	2:24	4-3 loss at WSH	Brian Boucher
94. Matt D'Agostini	10/21/11	2:24	3-2 loss at STL	Cam Ward (16)
95. Tim Connolly	12/13/11	0:44	2-1 loss at TOR	Cam Ward (17)
96. Kris Versteeg	12/18/11	3:08	3-2 loss at FLA	Cam Ward (18)
97. John Tavares	1/21/12	3:58	2-1 loss at NYI	Cam Ward (19)
98. Corey Perry	2/8/12	2:14	3-2 loss at ANA	Cam Ward (20)
99. Ryan O'Reilly	2/10/12	4:58	4-3 loss at COL	Cam Ward (21)
100. Steven Stamkos	3/3/12	2:41	4-3 loss vs. TB	Cam Ward (22)
101. Jason Pominville	3/7/12	0:56	3-2 loss at BUF	Cam Ward (23)
102. Andrew Ladd	3/30/12	0:16	4-3 loss vs. WPG	Cam Ward (24)
103. Danny Briere	2/9/13	1:47	4-3 loss at PHI	Cam Ward (25)
104. Dustin Byfuglien	4/18/13	1:23	4-3 loss at WPG	Justin Peters
105. Ryan Callahan	4/25/13	2:55	4-3 loss vs. NYR	Dan Ellis
106. Stephen Weiss (2)	10/4/13	3:13	3-2 loss vs. DET	Cam Ward (26)
107. David Krejci	11/23/13	1:28	3-2 loss at BOS	Cam Ward (27)
108. Jordan Eberle	12/10/13	1:48	5-4 loss at EDM	Cam Ward (28)
109. Chris Butler	12/12/13	4:56	2-1 loss at CGY	Justin Peters (2)
110. Radko Gudas	12/21/13	2:16	3-2 loss at TB	Justin Peters (3)
111. James Neal	12/27/13	1:03	4-3 loss vs. PIT	Justin Peters (4)
112. Ryan Johansen	3/29/14	2:40	3-2 loss vs. CBJ	Anton Khudobin
113. Niclas Backstrom	11/8/14	4:46	4-3 loss at WSH	Anton Khudobin (2)
114. Ryan Getzlaf	2/3/15	0:45	5-4 loss at ANA	Anton Khudobin (3)
115. Mark Stone	3/17/15	4:46	2-1 loss vs. OTT	Anton Khudobin (4)
116. David Pastrnak	3/29/15	4:23	2-1 loss vs. BOS	Anton Khudobin (5)
117. Jason Zucker	11/12/15	3:50	3-2 loss vs. MIN	Cam Ward (29)
118. Jakub Voracek	11/14/15	0:37	3-2 loss vs. PHI	Cam Ward (30)
119. Shayne Gostibehera	11/23/15	0:24	3-2 loss at PHI	Eddie Lack
120. Shayne Gostibehera (2)	12/15/15	1:42	4-3 loss at PHI	Eddie Lack (2)
121. Mattias Ekholm	1/2/16	3:09	2-1 loss vs. NSH	Eddie Lack (3)
122. Andrej Sekera	1/4/16	2:47	1-0 loss at EDM	Cam Ward (31)
123. Bo Horvat	1/15/16	3:25	3-2 loss vs. VAN	Cam Ward (32)
124. Alex Killorn	3/5/16	4:17	4-3 loss at TB	Eddie Lack (4)
125. Jack Eichel	3/12/16	4:59	2-1 loss at BUF	Eddie Lack (5)
126. Alex Ovechkin	3/15/16	1:38	3-2 loss at WSH	Eddie Lack (6)
127. Cal Clutterbuck	3/26/16	4:46	4-3 loss vs. NYI	Eddie Lack (7)
128. Mark Scheifele	10/13/16	2:41	5-4 loss at WPG	Cam Ward (33)
129. Brandon Sutter	10/16/16	0:32	4-3 loss at VAN	Eddie Lack (8)
130. Kyle Turris	11/1/16	3:09	2-1 loss at OTT	Cam Ward (34)
131. Mikko Rantanen	2/17/17	4:23	2-1 loss vs. COL	Cam Ward (35)
132. Victor Hedman	3/1/17	0:46	4-3 loss at TB	Eddie Lack (9)
133. Morgan Rielly	3/11/17	2:13	3-2 loss vs. TOR	Cam Ward (36)
134. John Tavares (2)	3/14/17	0:34	3-2 loss vs. NYI	Cam Ward (37)
135. Brayden Schenn	3/19/17	0:38	4-3 loss at PHI	Cam Ward (38)
136. Andreas Athanasiou	3/27/17	1:59	4-3 loss vs. DET	Eddie Lack (10)
137. Sonny Milano	10/10/17	4:29	2-1 loss vs. CBJ	Scott Darling
138. Brandon Saad	11/11/17	1:44	4-3 loss vs. CHI	Scott Darling (2)
139. Brent Burns	12/7/17	0:22	5-4 loss at SJ	Cam Ward (39)
140. Tanner Pearson	12/9/17	4:40	3-2 loss at LA	Scott Darling (3)
141. Alex Ovechkin (2)	1/2/18	1:57	5-4 loss vs. WSH	Cam Ward (40)
142. Jordan Weal	2/6/18	4:56	2-1 loss vs. PHI	Cam Ward (41)
143. Taylor Hall	2/18/18	4:37	3-2 loss vs. NJ	Cam Ward (42)
144. Charlie McAvoy	2/27/18	1:08	4-3 loss at BOS	Scott Darling (4)
145. Josh Bailey	10/4/18	0:43	2-1 loss vs. NYI	<b>Petr Mrazek</b>
146. Michael Grabner	11/2/18	1:17	4-3 loss at ARI	Curtis McElhinney
147. Ryan Getzlaf (2)	11/30/18	1:15	2-1 loss vs. ANA	<b>Petr Mrazek (2)</b>
148. Mikael Backlund	1/22/19	0:15	3-2 loss at CGY	<b>Petr Mrazek (3)</b>
149. David Krejci (2)	3/5/19	1:46	4-3 loss at BOS	Curtis McElhinney (2)

GOAL SCORER	DATE	TIME	RESULT	OPP. GOALIE
13. Martin Gelin	5/28/02	8:05	2-1 win at TOR	Curtis Joseph (3)
14. Ron Francis	6/4/02	0:58	3-2 win at DET	Dominik Hasek
15. Eric Staal	4/26/06	3:38	2-1 win at MTL	Cristobal Huet
16. Cory Stillman	5/2/06	1:19	2-1 win at MTL	Cristobal Huet (2)
17. Niclas Wallin (3)	5/8/06	3:09	3-2 win vs. NJ	Martin Brodeur (4)
18. Cory Stillman (2)	5/28/06	8:46	4-3 win vs. BUF	Ryan Miller
19. Tim Gleason	4/17/09	2:40	2-1 win at NJ	Martin Brodeur (5)
20. Jussi Jokinen	5/6/09	2:48	3-2 win vs. BOS	Tim Thomas
21. Scott Walker	5/14/09	18:46	3-2 win at BOS	Tim Thomas (2)
22. <b>Brock McGinn</b>	4/24/19	31:05	4-3 win at WSH	Braden Holtby
23. <b>Jordan Staal</b>	4/26/19	4:04	1-0 win at NYI	Robin Lehner


GOAL SCORER	DATE	TIME	RESULT	CAR. GOALIE
8. Donald Audette	5/7/02	2:26	2-1 loss at MTL	Kevin Weekes
9. Igor Larionov	6/8/02	54:47	3-2 loss vs. DET	Arturs Irbe (2)
10. Michael Ryder	4/24/06	22:32	6-5 loss vs. MTL	Cam Ward
11. Daniel Briere	5/30/06	4:22	2-1 loss at BUF	Cam Ward (2)
12. Fernando Pisani	6/14/06	3:31	4-3 loss vs. EDM	Cam Ward (3)
13. Travis Zajac	4/19/09	4:58	3-2 loss vs. NYI	Cam Ward (4)
14. Brooks Orpik	4/13/19	1:48	4-3 loss at WSH	<b>Petr Mrazek</b>



74 JACCOB  
SLAVIN



**18** RYAN  
DZINGEL



# PLAYOFF HISTORY

History of Franchise Playoff Appearances with Results and Statistics



# PLAYOFF RECORDS

## PLAYOFF SERIES HISTORY

YEAR	RESULT	GP	W	L	G	GA
1980	0-3 series loss to Montreal Canadiens	3	0	3	8	18
1981	<i>Did not qualify for playoffs</i>					
1982	<i>Did not qualify for playoffs</i>					
1983	<i>Did not qualify for playoffs</i>					
1984	<i>Did not qualify for playoffs</i>					
1985	<i>Did not qualify for playoffs</i>					
1986	3-0 series win over Quebec Nordiques	3	3	0	16	7
	3-4 series loss to Montreal Canadiens	7	3	4	13	16
	<i>TOTAL</i>	<i>10</i>	<i>6</i>	<i>4</i>	<i>29</i>	<i>23</i>
1987	2-4 series loss to Quebec Nordiques	6	2	4	19	27
1988	2-4 series loss to Montreal Canadiens	6	2	4	20	23
1989	0-4 series loss to Montreal Canadiens	4	0	4	11	18
1990	3-4 series loss to Boston Bruins	7	3	4	21	23
1991	2-4 series loss to Boston Bruins	6	2	4	17	24
1992	3-4 series loss to Montreal Canadiens	7	3	4	18	21
1993	<i>Did not qualify for playoffs</i>					
1994	<i>Did not qualify for playoffs</i>					
1995	<i>Did not qualify for playoffs</i>					
1996	<i>Did not qualify for playoffs</i>					
1997	<i>Did not qualify for playoffs</i>					
1998	<i>Did not qualify for playoffs</i>					
1999	2-4 series loss to Boston Bruins	6	2	4	10	16
2000	<i>Did not qualify for playoffs</i>					
2001	2-4 series loss to New Jersey Devils	6	2	4	8	20
2002	4-2 series win over New Jersey Devils	6	4	2	9	11
	4-2 series win over Montreal Canadiens	6	4	2	21	12
	4-2 series win over Toronto Maple Leafs	6	4	2	10	6
	1-4 series loss to Detroit Red Wings	5	1	4	7	14
	<i>TOTAL</i>	<i>23</i>	<i>13</i>	<i>10</i>	<i>47</i>	<i>43</i>
2003	<i>Did not qualify for playoffs</i>					
2004	<i>Did not qualify for playoffs</i>					
2005	<i>No season held</i>					
2006	4-2 series win over Montreal Canadiens	6	4	2	15	17
	4-1 series win over New Jersey Devils	5	4	1	17	10
	4-3 series win over Buffalo Sabres	7	4	3	22	17
	4-3 series win over Edmonton Oilers	7	4	3	19	16
	<i>TOTAL</i>	<i>25</i>	<i>16</i>	<i>9</i>	<i>73</i>	<i>60</i>
2007	<i>Did not qualify for playoffs</i>					
2008	<i>Did not qualify for playoffs</i>					
2009	4-3 series win over New Jersey Devils	7	4	3	17	15
	4-3 series win over Boston Bruins	7	4	3	16	17
	0-4 series loss to Pittsburgh Penguins	4	0	4	9	20
	<i>TOTAL</i>	<i>18</i>	<i>8</i>	<i>10</i>	<i>42</i>	<i>52</i>
2010	<i>Did not qualify for playoffs</i>					
2011	<i>Did not qualify for playoffs</i>					
2012	<i>Did not qualify for playoffs</i>					
2013	<i>Did not qualify for playoffs</i>					
2014	<i>Did not qualify for playoffs</i>					
2015	<i>Did not qualify for playoffs</i>					
2016	<i>Did not qualify for playoffs</i>					
2017	<i>Did not qualify for playoffs</i>					
2018	<i>Did not qualify for playoffs</i>					
2019	4-3 series win over Washington Capitals	7	4	3	21	20
	4-0 series win over New York Islanders	4	4	0	13	5
	0-4 series loss to Boston Bruins	4	0	4	5	17
	<i>TOTAL</i>	<i>15</i>	<i>8</i>	<i>7</i>	<i>39</i>	<i>42</i>
<b>TOTALS</b>		<b>142</b>	<b>67</b>	<b>75</b>	<b>362</b>	<b>410</b>

## RECORD BY GAME OF SERIES

	Overall	Home	Away
<b>Game 1:</b>	<b>11-14</b>	<b>5-4</b>	<b>6-10</b>
<b>Game 2:</b>	<b>11-14</b>	<b>7-2</b>	<b>4-12</b>
When leading 1-0:	6-5	4-1	2-4
When trailing 1-0:	5-9	3-1	2-8
<b>Game 3:</b>	<b>10-15</b>	<b>6-10</b>	<b>4-5</b>
When leading 2-0:	3-3	2-0	1-3
When tied 1-1:	4-6	2-4	2-2
When trailing 0-2:	3-6	2-6	1-0
<b>Game 4:</b>	<b>14-9</b>	<b>9-5</b>	<b>5-4</b>
When leading 3-0:	1-1	1-0	0-1
When leading 2-1:	3-4	1-1	2-3
When trailing 1-2:	8-1	5-1	3-0
When trailing 3-0:	2-3	2-3	0-0
<b>Game 5:</b>	<b>7-12</b>	<b>5-4</b>	<b>2-8</b>
When leading 3-1:	1-3	1-2	0-1
When tied 2-2:	4-8	4-2	0-6
When trailing 1-3:	2-1	0-0	2-1
<b>Game 6:</b>	<b>9-8</b>	<b>5-4</b>	<b>4-4</b>
When leading 3-2:	4-3	0-1	4-2
When trailing 2-3:	5-5	5-3	0-2
<b>Game 7:</b>	<b>5-3</b>	<b>2-0</b>	<b>3-3</b>

## RECORD BY YEAR - HOME

YEAR	GP	W	L
1980	1	0	1
1986	4	3	1
1987	3	2	1
1988	3	1	2
1989	2	0	2
1990	3	2	1
1991	3	1	2
1992	3	3	0
1999	3	1	2
2001	3	1	2
2002	11	6	5
2006	14	10	4
2009	8	4	4
2019	7	5	2
<b>TOTALS</b>	<b>68</b>	<b>39</b>	<b>29</b>

## RECORD BY YEAR - AWAY

YEAR	GP	W	L
1980	2	0	2
1986	6	3	3
1987	3	0	3
1988	3	1	2
1989	2	0	2
1990	4	1	3
1991	3	1	2
1992	4	0	4
1999	3	1	2
2001	3	1	2
2002	12	7	5
2006	11	6	5
2009	10	4	6
2019	8	3	5
<b>TOTALS</b>	<b>74</b>	<b>28</b>	<b>46</b>

## INDIVIDUAL SINGLE-GAME PLAYOFF RECORDS

<b>MOST GOALS</b>	2	29 times; last: <b>Teuvo Teravainen</b> , May 1, 2019, in a 5-2 win vs. NY Islanders
<b>MOST ASSISTS</b>	4	Eric Staal, April 24, 2006, in a 6-5 double-overtime loss vs. Montreal John Anderson, April 12, 1986, in a 9-4 win vs. Quebec John Anderson, April 12, 1986, in a 9-4 win vs. Quebec
<b>MOST POINTS</b>	6	Shane Churla, April 11, 1987, in a 5-1 loss at Quebec
<b>MOST PENALTY MINUTES</b>	30	Frank Pietrangelo, May 1-2, 1992, in a 3-2 overtime loss at Montreal
<b>MOST SAVES</b>	53	<b>Andrei Svechnikov</b> , April 11, 2019, in a 4-2 loss at Washington
<b>FASTEST TWO GOALS</b> (one player)	2:19	Jeff O'Neill, May 28, 2002, in a 2-1 overtime win at Toronto
<b>MOST SHOTS ON GOAL</b>	11	

## INDIVIDUAL SERIES PLAYOFF RECORDS

<b>MOST GOALS</b>	5	Eric Staal vs. New Jersey, 2009 Ray Sheppard vs. Boston, 1999 Mark Hunter vs. Boston, 1991
<b>MOST ASSISTS</b>	9	<b>Jacob Slavin</b> vs. Washington, 2019
<b>MOST POINTS</b>	10	Cory Stillman vs. Buffalo, 2006 Bates Battaglia vs. Montreal, 2002
<b>MOST PENALTY MINUTES</b>	51	Torrie Robertson vs. Montreal, 1986
<b>MOST SAVES</b>	227	Cam Ward vs. New Jersey, 2009
<b>MOST SHOTS ON GOAL</b>	33	Eric Staal vs. New Jersey, 2009
<b>MOST CONSECUTIVE GAMES</b> (Goalie)	7	<b>Petr Mrazek</b> , 2019 Cam Ward, 2006 and twice in 2009 Frank Pietrangelo, 1992 Peter Sidorkiewicz, 1990
<b>LONGEST SHUTOUT STREAK</b>	105:07	Arturs Irbe, May 21-25, 2002

## INDIVIDUAL ONE-YEAR PLAYOFF RECORDS

<b>MOST GOALS</b>	12	Rod Brind'Amour, 2006
<b>MOST ASSISTS</b>	19	Eric Staal, 2006
<b>MOST POINTS</b>	28	Eric Staal, 2006
<b>MOST PENALTY MINUTES</b>	67	Torrie Robertson, 1986
<b>MOST SAVES</b>	537	Cam Ward, 2006
<b>MOST SHOTS ON GOAL</b>	87	Eric Staal, 2006
<b>LONGEST GOAL-SCORING STREAK</b>	4 games	Bates Battaglia, May 7-13, 2002 Ray Sheppard, April 24-30, 1999
<b>LONGEST ASSIST STREAK</b>	5 games	Cory Stillman, May 26-June 5, 2006
<b>LONGEST POINT STREAK</b>	15 games	Eric Staal, April 24-May 28, 2006 (7g, 13a)
<b>LONGEST SHUTOUT STREAK</b>	143:55	Kevin Weekes, April 24-May 5, 2002

## TEAM SINGLE-GAME PLAYOFF RECORDS

<b>MOST GOALS</b>	9	April 12, 1986, in a 9-4 win vs. Quebec
<b>MOST GOALS AGAINST</b>	8	April 9, 1980, in an 8-4 loss at Montreal
<b>MOST TOTAL GOALS</b>	13	April 12, 1986, in a 9-4 win vs. Quebec
<b>FASTEST GOAL</b> (game)	0:17	<b>Warren Foegele</b> , April 18, 2019, in a 2-1 win vs. Washington
<b>FASTEST GOAL</b> (period)	0:17	<b>Warren Foegele</b> , April 28, 2019, in a 2-1 win at NY Islanders (third period) <b>Warren Foegele</b> , April 18, 2019, in a 2-1 win vs. Washington (first period)
<b>LARGEST WINNING MARGIN</b>	6	May 13, 2002, in an 8-2 win at Montreal May 6, 2006, in a 6-0 win vs. New Jersey
<b>LARGEST LOSING MARGIN</b>	6	April 20, 2019, in a 6-0 loss at Washington
<b>SHORTEST OVERTIME</b>	0:24	April 29, 1992, in a 2-1 win vs. Montreal
<b>LONGEST OVERTIME</b>	54:47	June 8-9, 2002, in a 3-2 loss vs. Detroit
<b>LONGEST GAME</b>	114:47	June 8-9, 2002, in a 3-2 loss vs. Detroit. Igor Larionov scored at 14:47 of the third overtime.
<b>MOST PENALTY MINUTES</b>	120	April 11, 1987, in a 3-1 loss at Quebec
<b>MOST PENALTY MINUTES, BOTH TEAMS</b>	243	April 11, 1987, in a 3-1 loss at Quebec

## TEAM SERIES PLAYOFF RECORDS

<b>MOST GOALS SCORED</b>	22	vs. Buffalo, 2006, seven games
<b>FEWEST GOALS SCORED</b>	5	vs. Boston, 2019, four games
<b>MOST GOALS ALLOWED</b>	27	by Quebec, 1987, six games
<b>FEWEST GOALS ALLOWED</b>	5	by NY Islanders, 2019, four games

## TEAM ONE-YEAR PLAYOFF RECORDS

<b>MOST GOALS SCORED</b>	73	2006, 25 games
<b>MOST GOALS ALLOWED</b>	60	2006, 25 games
<b>MOST TOTAL GOALS</b>	133	2006, 25 games
<b>MOST SHUTOUTS</b>	3	2006, (5/6 and 5/7, Cam Ward; 5/26, Martin Gerber) 2002, (4/27 and 5/3, Kevin Weekes; 5/23, Arturs Irbe)
<b>LONGEST WINNING STREAK</b>	7 games	April 26-May 10, 2006
<b>LONGEST LOSING STREAK</b>	4 games	Five times; last: May 9-16, 2019

# OPPONENT RECORDS

## OPPONENT INDIVIDUAL SINGLE-GAME PLAYOFF RECORDS

<b>MOST GOALS</b>	3	Peter Stastny (April 11, 1987, in 5-1 Quebec win) Michel Goulet (April 12, 1987, in 4-1 Quebec win) John Ogradnick (April 14, 1987, in 7-5 Quebec win) Cam Neely (April 4, 1991, in 4-3 Boston win) Evgeni Malkin (May 21, 2009, in a 7-4 Pittsburgh win)
<b>MOST ASSISTS</b>	5	Risto Siltanen, Quebec, April 5, 1987, in 7-5 Quebec win
<b>MOST POINTS</b>	5	Risto Siltanen, Quebec, April 5, 1987 (5a)
<b>MOST PENALTY MINUTES</b>	30	Gord Donnelly, Quebec, April 11, 1987, in a 5-1 Quebec win
<b>MOST SAVES</b>	45	Jose Theodore, Montreal, May 5, 2002, in 4-1 Montreal win
<b>FASTEST TWO GOALS BY ONE PLAYER</b>	2:40	Kirk Muller, Montreal, April 27, 1992, in 7-4 Montreal win
<b>MOST SHOTS ON GOAL</b>	12	Bobby Holik, New Jersey, April 24, 2002, in a 3-2 New Jersey loss

## OPPONENT INDIVIDUAL SERIES PLAYOFF RECORDS

<b>MOST GOALS</b>	6	Yvon Lambert, Montreal, 1980 Michel Goulet, Quebec, 1987 Peter Stastny, Quebec, 1987 Stephane Richer, Montreal, 1988 Evgeni Malkin, Pittsburgh, 2009
<b>MOST ASSISTS</b>	9	Denis Savard, Montreal, 1992
<b>MOST POINTS</b>	11	Stephane Richer, Montreal, 1988 Peter Stastny, Quebec, 1987
<b>MOST PENALTY MINUTES</b>	50	Basil McRae, Quebec, 1987
<b>MOST SAVES</b>	222	Martin Brodeur, New Jersey, 2009
<b>MOST SHOTS ON GOAL</b>	29	Zach Parise, New Jersey, 2009
<b>MOST CONSECUTIVE GAMES BY GOALTENDER</b>	7	Patrick Roy, Montreal, 1986 Patrick Roy, Montreal, 1992 Ryan Miller, Buffalo, 2006 Martin Brodeur, New Jersey, 2009 Tim Thomas, Boston, 2009 Braden Holtby, Washington, 2019 Dominik Hasek, Detroit, 2002
<b>LONGEST SHUTOUT STREAK</b>	166:03	

## OPPONENT TEAM SINGLE-GAME PLAYOFF RECORDS

<b>MOST GOALS</b>	8	April 9, 1980, Montreal defeated Hartford 8-4
<b>MOST GOALS AGAINST</b>	9	April 12, 1986, Hartford defeated Quebec 9-4
<b>MOST TOTAL GOALS</b>	13	April 12, 1986, Hartford defeated Quebec 9-4
<b>FASTEST GOAL (game)</b>	0:13	Petri Skriko, April 5, 1991, in a 4-3 Boston win
<b>FASTEST GOAL (period other than first)</b>	0:29	Yvon Lambert in overtime on April 11, 1980 Montreal defeated Hartford 4-3
<b>LARGEST WINNING MARGIN</b>	6	Washington in a 6-0 win on April 20, 2019
<b>LARGEST LOSING MARGIN</b>	6	Montreal in an 8-2 loss on May 13, 2002 New Jersey in a 6-0 loss on May 6, 2006

## OPPONENT TEAM SERIES PLAYOFF RECORDS

<b>MOST GOALS SCORED</b>	27	Quebec in 1987 in a 4-2 series win by Quebec
<b>FEWEST GOALS SCORED</b>	5	NY Islanders in 2019 in a 4-0 series win by Carolina
<b>MOST GOALS ALLOWED</b>	22	Buffalo in 2006 in a 4-3 series win by Carolina
<b>FEWEST GOALS ALLOWED</b>	5	Boston in 2019 in a 4-0 series win by Boston

## RECORD VS. OPPONENT - SERIES

OPPONENT	SERIES	W	L
Boston	5	1	4
Buffalo	1	1	0
Detroit	1	0	1
Edmonton	1	1	0
Montreal	7	2	5
New Jersey	4	3	1
NY Islanders	1	1	0
Pittsburgh	1	0	1
Quebec	2	1	1
Toronto	1	1	0
Washington	1	1	0
<b>TOTALS</b>	<b>25</b>	<b>12</b>	<b>13</b>

## RECORD VS. OPPONENT - GAMES

OPPONENT	GP	W	L
Boston	30	11	19
Buffalo	7	4	3
Detroit	5	1	4
Edmonton	7	4	3
Montreal	39	16	23
New Jersey	24	14	10
NY Islanders	4	4	0
Pittsburgh	4	0	4
Quebec	9	5	4
Toronto	6	4	2
Washington	7	4	3
<b>TOTALS</b>	<b>142</b>	<b>67</b>	<b>75</b>

# INDIVIDUAL RECORDS

## TOP 20 PLAYOFF SCORERS

PLAYER	GP	G	A	PTS	PIM
1. Staal, Eric	43	19	24	43	12
2. Francis, Ron	62	14	25	39	26
3. Brind'amour, Rod	72	18	20	38	46
4. Dineen, Kevin	44	17	14	31	109
5. Whitney, Ray	42	12	14	26	19
Stillman, Cory	25	9	17	26	14
7. Williams, Justin	40	11	14	25	52
8. Cullen, Matt	43	7	17	24	26
9. Evason, Dean	38	8	15	23	18
10. Babych, Dave	31	7	13	20	32

PLAYER	GP	G	A	PTS	PIM
11. Battaglia, Bates	35	5	14	19	24
12. Ferraro, Ray	33	7	11	18	24
13. O'Neill, Jeff	34	9	7	17	37
Anderson, John	20	6	11	17	2
15. Hecican, Bret	48	3	13	16	62
Recchi, Mark	25	7	9	16	18
Kapanen, Sami	34	4	12	16	6
Weight, Doug	23	3	13	16	20
19. Gavin, Stewart	22	8	7	15	27
20. Cole, Erik	43	6	8	14	52
Kaberle, Frantisek	32	4	10	14	10

## TEAM PLAYOFF GOALTENDING

GOALTENDER	GP	MINS	GA	GAA	SVS	SVS%	W-L	SO	SA
1. Weekes, Kevin	8	408	11	1.62	169	.939	3-2	2	180
2. McElhinney, Curtis	5	268	9	2.01	119	.930	3-2	0	128
3. Irbe, Arturs	30	1846	65	2.11	797	.925	14-16	1	862
4. Ward, Cam	41	2421	96	2.38	1064	.917	23-18	4	1,160
5. Weeks, Steve	4	205	9	2.63	77	.895	1-2	0	86
6. Pietrangelo, Frank	7	425	19	2.68	225	.922	3-4	0	244
7. <b>Mrazek, Petr</b>	<b>11</b>	<b>660</b>	<b>30</b>	<b>2.73</b>	<b>252</b>	<b>.894</b>	<b>5-5</b>	<b>2</b>	<b>282</b>
8. Liut, Mike	17	933	50	3.21	417	.892	8-7	1	467
9. Gerber, Martin	6	221	13	3.53	77	.856	1-1	1	90
10. Brodeur, Richard	4	200	12	3.60	75	.882	1-3	0	87
11. Sidorkiewicz, Peter	15	912	55	3.62	404	.881	5-10	0	459
12. Whitmore, Kay	3	154	11	4.29	67	.859	0-2	0	78
13. Smith, Al	2	120	10	5.00	55	.846	0-2	0	65
14. Garrett, John	1	60	8	8.00	32	.800	0-1	0	40

## OPPONENT PLAYOFF SCORING LEADERS

PLAYER	TEAM	GP	G	A	PTS
1. Patrik Elias	NJ	24	6	13	19
2. Cam Neely	BOS	13	9	9	18
Ray Bourque	BOS	15	4	14	18
4. Craig Janney	BOS	9	2	14	16
5. Stephane Richer	MTL-NJ	20	10	5	15
Mats Naslund	MTL	14	4	11	15
7. Bobby Smith	MTL	17	7	7	14
Guy Carbonneau	MTL	24	7	7	14
Bobby Holik	NJ	15	8	6	14
10. Peter Stastny	QUE	9	6	6	12

PLAYER	TEAM	GP	G	A	PTS
Michel Goulet	QUE	9	7	5	12
Brian Rafalski	NJ	17	4	8	12
13. Dave Poulin	BOS	13	4	7	11
Michael Ryder	BOS-MTL	13	3	8	11
15. Brian Gionta	NJ	18	5	5	10
Mike McPhee	MTL	21	5	5	10
Brian Skrudland	MTL	24	4	6	10
Robert Picard	QUE	9	2	8	10
Denis Savard	MTL	7	1	9	10
Larry Robinson	MTL	20	0	10	10

## OPPONENT GOALTENDING LEADERS (Minimum 60 minutes)

GOALTENDER	TEAM	GP	MINS	GA	GAA	SVS	SVS%	W-L
1. Dominik Hasek	DET	5	355	7	1.18	113	.942	4-1
2. Tuukka Rask	BOS	4	240	5	1.25	109	.956	4-0
3. Byron Dafoe	BOS	6	412	10	1.46	154	.939	4-2
4. Curtis Joseph	TOR	6	386	10	1.56	149	.937	2-4
5. Tim Thomas	BOS	7	440	15	2.04	197	.929	3-4
6. Martin Brodeur	NJ	24	1460	50	2.05	595	.922	10-14
7. Jussi Markkanen	EDM	6	361	13	2.16	124	.905	3-3
8. Marc-Andre Fleury	PIT	4	240	9	2.25	109	.924	4-0
9. Brian Hayward	MTL	3	184	7	2.28	68	.907	2-1
10. Cristobal Huet	MTL	6	386	15	2.33	197	.929	2-4
11. Patrick Roy	MTL	21	1307	52	2.39	545	.905	14-7
12. Andy Moog	BOS	12	691	28	2.43	287	.911	8-4
13. Denis Herron	MTL	2	120	5	2.50	43	.896	2-0
14. Robin Lehner	NYI	4	204	9	2.64	88	.907	0-4
15. Braden Holtby	WSH	7	449	20	2.67	213	.914	3-4



# YEAR-BY-YEAR

## 1980 PLAYOFF STATISTICS

PLAYER	GP	G	A	PTS	PIM	PPG	SHG
HOWE, Mark	3	1	2	3	0	0	0
ROGERS, Mike	3	0	3	3	0	0	0
ROWE, Tom	3	2	0	2	0	0	0
HOWE, Gordie	3	1	1	2	2	0	0
ROBERTS, Gordie	3	1	1	2	2	0	0
HOWE, Marty	3	1	1	2	0	0	0
BOUTETTE, Pat	3	1	0	1	6	0	1
NEUFELD, Ray	2	1	0	1	0	0	0
KEON, Dave	3	0	1	1	0	0	0
ALLISON, Ray	2	0	1	1	0	0	0
JOHNSTON, Bernie	3	0	1	1	0	0	0
ALLEY, Steve	3	0	1	1	0	0	0
STOUGHTON, Blaine	1	0	0	0	0	0	0
SIMS, Al	3	0	0	0	2	0	0
DEBOL, Dave	3	0	0	0	0	0	0
FOTIU, Nick	3	0	0	0	6	0	0
HULL, Bobby	3	0	0	0	0	0	0
GIROUX, Larry	3	0	0	0	2	0	0
HODGSON, Rick	1	0	0	0	0	0	0
<b>TOTALS</b>	<b>3</b>	<b>8</b>	<b>12</b>	<b>20</b>	<b>22</b>	<b>0</b>	<b>1</b>
<b>OPPONENTS</b>	<b>3</b>	<b>18</b>	<b>25</b>	<b>43</b>	<b>26</b>	<b>1</b>	<b>0</b>

GOALTENDER	GP	MIN	GA	GAA	W-L	SO	SA
SMITH, Al	2	120	10	5.00	0-2	0	65
GARRETT, John	1	60	8	8.00	0-1	0	40

**Power Play Totals:** Whalers 0-8 (0.0%); Montreal 1-10 (10.0%)

**Penalty Killing:** Whalers 9-10 (90.0%); Montreal 8-8 (100%)

**Shots by Period:** Whalers 18-32-26-0 = 76; Montreal 37-40-27-1 = 105

## 1986 PLAYOFF STATISTICS

PLAYER	GP	G	A	PTS	PIM	PPG	SHG
DINEEN, Kevin	10	6	7	13	18	1	0
ANDERSON, John	10	5	8	13	0	3	0
FERRARO, Ray	10	3	6	9	4	3	0
GAVIN, Stewart	10	4	1	5	13	0	0
TURGEON, Sylvain	9	2	3	5	4	0	0
EVASON, Dean	10	1	4	5	10	0	0
TIPPETT, Dave	10	2	2	4	4	0	1
BABYCH, Dave	8	1	3	4	14	0	0
McEWEN, Mike	8	0	4	4	6	0	0
MACDERMID, Paul	10	2	1	3	20	0	0
FRANCIS, Ron	10	1	2	3	4	0	0
SAMUELSSON, Ulf	10	1	2	3	38	0	0
JARVIS, Doug	10	0	3	3	4	0	0
QUENNEVILLE, Joel	10	0	2	2	12	0	0
ROBERTSON, Torrie	10	1	0	1	67	0	0
BABYCH, Wayne	10	0	1	1	2	0	0
KLEINENDORST, Scot	10	0	1	1	18	0	0
LAWLESS, Paul	1	0	0	0	0	0	0
WEEKS, Steve	3	0	0	0	0	0	0
MURZYN, Dana	4	0	0	0	10	0	0
LIUT, Mike	8	0	0	0	0	0	0
BOTHWELL, Tim	10	0	0	0	8	0	0
<b>TOTALS</b>	<b>10</b>	<b>29</b>	<b>50</b>	<b>79</b>	<b>256</b>	<b>7</b>	<b>1</b>
<b>OPPONENTS</b>	<b>10</b>	<b>23</b>	<b>34</b>	<b>57</b>	<b>267</b>	<b>10</b>	<b>3</b>

GOALTENDER	GP	MIN	GA	GAA	W-L	SO	SA
LIUT, Mike	8	441	14	1.90	5-2	1	226
WEEKS, Steve	3	169	8	2.84	1-2	0	64

**Power Play Totals:** Whalers 7-38 (18.4%); Opponents 10-39 (25.6%)

**Penalty Killing:** Whalers 29-39 (74.4%); Opponents 31-38 (81.6%)

**Shots by Period:** Whalers 75-100-82-4 = 261; Opponents 123-75-88-4 = 290

## 1987 PLAYOFF STATISTICS

PLAYER	GP	G	A	PTS	PIM	PPG	SHG
GAVIN, Stewart	6	2	4	6	10	0	0
EVASON, Dean	5	3	2	5	35	0	0
FRANCIS, Ron	6	2	2	4	6	1	0
KLEINENDORST, Scot	4	1	3	4	20	0	0
DINEEN, Kevin	6	2	1	3	31	1	0
MACDERMID, Paul	6	2	1	3	34	0	0
MURZYN, Dana	6	2	1	3	29	1	0
ANDERSON, John	6	1	2	3	0	1	0
TURGEON, Sylvain	6	1	2	3	6	0	0
McEWEN, Mike	1	1	1	2	0	1	0
BABYCH, Dave	6	1	1	2	14	1	0
FERRARO, Ray	6	1	1	2	8	0	0
COTE, Sylvain	2	0	2	2	0	0	0
LAWLESS, Paul	2	0	2	2	2	0	0
LADOUCEUR, Randy	6	0	2	2	12	0	0
TIPPETT, Dave	6	0	2	2	4	0	0
SAMUELSSON, Ulf	5	0	1	1	41	0	0
WEEKS, Steve	1	0	0	0	0	0	0
CHURLA, Shane	2	0	0	0	42	0	0
HUGHES, Pat	3	0	0	0	0	0	0
SEMENKO, Dave	4	0	0	0	15	0	0
JARVIS, Doug	6	0	0	0	4	0	0
LIUT, Mike	6	0	0	0	2	0	0
QUENNEVILLE, Joel	6	0	0	0	0	0	0
<b>TOTALS</b>	<b>6</b>	<b>19</b>	<b>30</b>	<b>49</b>	<b>315</b>	<b>6</b>	<b>0</b>
<b>OPPONENTS</b>	<b>6</b>	<b>27</b>	<b>49</b>	<b>76</b>	<b>294</b>	<b>12</b>	<b>1</b>

GOALTENDER	GP	MIN	GA	GAA	W-L	SO	SA
WEEKS, Steve	1	36	1	1.67	0-0	0	22
LIUT, Mike	6	332	25	4.52	2-4	0	159

**Power Play Totals:** Whalers 6-35 (17.1%); Quebec 12-39 (30.8%)

**Penalty Killing:** Whalers 27-39 (69.2%); Quebec 29-35 (82.9%)

**Shots by Period:** Whalers 67-67-69-4 = 207; Quebec 54-71-50-6 = 181

## 1988 PLAYOFF STATISTICS

PLAYER	GP	G	A	PTS	PIM	PPG	SHG
DINEEN, Kevin	6	4	4	8	8	1	0
FRANCIS, Ron	6	2	5	7	2	1	0
WILSON, Carey	6	2	4	6	2	1	0
BABYCH, Dave	6	3	2	5	2	0	0
MACDERMID, Paul	6	0	5	5	14	0	0
GAVIN, Stewart	6	2	2	4	4	0	0
CARSON, Lindsay	5	1	2	3	0	0	0
KLEINENDORST, Scot	3	1	1	2	0	1	0
COTE, Sylvain	6	1	1	2	4	1	0
EVASON, Dean	6	1	1	2	2	0	0
FERRARO, Ray	6	1	1	2	6	1	0
LADOUCEUR, Randy	6	1	1	2	4	0	0
McEWEN, Mike	2	0	2	2	2	0	0
QUENNEVILLE, Joel	6	0	2	2	2	0	0
YOUNG, Scott	4	1	0	1	0	0	0
ROBERTSON, Torrie	6	0	1	1	6	0	0
SHEEHY, Neil	1	0	0	0	7	0	0
LIUT, Mike	3	0	0	0	0	0	0
BRODEUR, Richard	4	0	0	0	0	0	0
PETERSON, Brent	4	0	0	0	2	0	0
SAMUELSSON, Ulf	5	0	0	0	8	0	0
TIPPETT, Dave	6	0	0	0	2	0	0
TURGEON, Sylvain	6	0	0	0	4	0	0
<b>TOTALS</b>	<b>6</b>	<b>20</b>	<b>34</b>	<b>54</b>	<b>81</b>	<b>6</b>	<b>0</b>
<b>OPPONENTS</b>	<b>6</b>	<b>23</b>	<b>40</b>	<b>63</b>	<b>80</b>	<b>6</b>	<b>0</b>

GOALTENDER	GP	MIN	GA	GAA	W-L	SO	SA
BRODEUR, Richard	4	200	12	3.60	1-3	0	87
LIUT, Mike	3	160	11	4.13	1-1	0	82

**Power Play Totals:** Whalers 6-26 (23.1%); Montreal 6-25 (24.0%)

**Penalty Killing:** Whalers 19-25 (76.0%); Montreal 21-26 (80.8%)

**Shots by Period:** Whalers 60-61-59 = 180; Montreal 47-65-57 = 169

## 1989 PLAYOFF STATISTICS

PLAYER	GP	G	A	PTS	PIM	PPG	SHG
BABYCH, Dave	4	1	5	6	2	0	0
EVASON, Dean	4	1	2	3	10	0	1
QUENNEVILLE, Joel	4	0	3	3	4	0	0
FERRARO, Ray	4	2	0	2	4	0	0
YOUNG, Scott	4	2	0	2	4	0	0
MACDERMID, Paul	4	1	1	2	6	0	0
SAMUELSSON, Ulf	4	0	2	2	4	0	0
FRANCIS, Ron	4	0	2	2	0	0	0
TURGEON, Sylvain	4	0	2	2	4	0	0
LAWTON, Brian	3	1	0	1	0	0	0
SHAW, Brad	3	1	0	1	0	0	0
DINEEN, Kevin	4	1	0	1	10	0	0
JENNINGS, Grant	4	1	0	1	17	1	0
PETERSON, Brent	2	0	1	1	4	0	0
COTE, Sylvain	3	0	1	1	4	0	0
ANDERSON, John	4	0	1	1	2	0	0
TIPPETT, Dave	4	0	1	1	0	0	0
HULL, Jody	1	0	0	0	2	0	0
LADOUCEUR, Randy	1	0	0	0	10	0	0
MACIVER, Norm	1	0	0	0	2	0	0
MARTIN, Tom	1	0	0	0	4	0	0
PAVESE, Jim	1	0	0	0	0	0	0
SIDORKIEWICZ, Peter	2	0	0	0	0	0	0
WHITMORE, Kay	2	0	0	0	0	0	0
MALONEY, Don	4	0	0	0	8	0	0
<b>TOTALS</b>	<b>4</b>	<b>11</b>	<b>21</b>	<b>32</b>	<b>111</b>	<b>1</b>	<b>1</b>
<b>OPPONENTS</b>	<b>4</b>	<b>18</b>	<b>25</b>	<b>43</b>	<b>125</b>	<b>4</b>	<b>1</b>

GOALTENDER	GP	MIN	GA	GAA	W-L	SO	SA
SIDORKIEWICZ, Peter	2	124	8	3.87	0-2	0	45
WHITMORE, Kay	2	135	10	4.44	0-2	0	73

**Power Play Totals:** Whalers 1-15 (6.7%); Montreal 4-18 (22.2%)  
**Penalty Killing:** Whalers 14-18 (77.8%); Montreal 14-15 (93.3%)  
**Shots by Period:** Whalers 41-41-33-14 = 129; Montreal 31-41-31-15 = 118

## 1991 PLAYOFF STATISTICS

PLAYER	GP	G	A	PTS	PIM	PPG	SHG
CULLEN, John	6	2	7	9	10	0	0
HUNTER, Mark	6	5	1	6	17	3	0
VERBEEK, Pat	6	3	2	5	40	2	0
LADOUCEUR, Randy	6	1	4	5	6	0	0
ZALAPSKI, Zarley	6	1	3	4	8	0	0
EVASON, Dean	6	0	4	4	29	0	0
SHAW, Brad	6	1	2	3	2	0	0
YAKE, Terry	6	1	1	2	16	0	1
COTE, Sylvain	6	0	2	2	2	0	0
KRYGIER, Todd	6	0	2	2	0	0	0
BROWN, Rob	5	1	0	1	7	1	0
CYR, Paul	6	1	0	1	10	0	0
DINEEN, Kevin	6	1	0	1	16	0	0
SIDORKIEWICZ, Peter	6	0	1	1	2	0	0
CUNNEYWORTH, Randy	1	0	0	0	0	0	0
TOMLAK, Mike	3	0	0	0	2	0	0
SANDERSON, Geoff	3	0	0	0	0	0	0
HOLIK, Bobby	6	0	0	0	7	0	0
HOUDA, Doug	6	0	0	0	8	0	0
McKENZIE, Jim	6	0	0	0	8	0	0
RICHARDS, Todd	6	0	0	0	2	0	0
<b>TOTALS</b>	<b>6</b>	<b>17</b>	<b>29</b>	<b>46</b>	<b>192</b>	<b>6</b>	<b>1</b>
<b>OPPONENTS</b>	<b>6</b>	<b>24</b>	<b>40</b>	<b>64</b>	<b>145</b>	<b>10</b>	<b>0</b>

GOALTENDER	GP	MIN	GA	GAA	W-L	SO	SA
SIDORKIEWICZ, Peter	6	359	24	4.01	2-4	0	174

**Power Play Totals:** Whalers 6-24 (25.0%); Boston 10-36 (28.0%)  
**Penalty Killing:** Whalers 26-36 (72.0%); Boston 18-24 (75.0%)  
**Shots by Period:** Whalers 65-61-42 = 168; Boston 52-59-63 = 174

## 1990 PLAYOFF STATISTICS

PLAYER	GP	G	A	PTS	PIM	PPG	SHG
SHAW, Brad	7	2	5	7	0	1	0
FRANCIS, Ron	7	3	3	6	8	1	0
DINEEN, Kevin	6	3	2	5	18	0	0
EVASON, Dean	7	2	2	4	22	0	0
VERBEEK, Pat	7	2	2	4	26	1	0
TIPPETT, Dave	7	1	3	4	2	0	0
KRYGIER, Todd	7	2	1	3	4	0	0
BABYCH, Dave	7	1	2	3	0	0	0
ANDERSSON, Mikael	5	0	3	3	2	0	0
FERRARO, Ray	7	0	3	3	2	0	0
YOUNG, Scott	7	2	0	2	2	0	0
CORRIVEAU, Yvon	4	1	0	1	0	0	0
LADOUCEUR, Randy	7	1	0	1	10	0	0
SAMUELSSON, Ulf	7	1	0	1	18	0	0
HULL, Jody	5	0	1	1	2	0	0
TOMLAK, Mike	7	0	1	1	2	0	0
BURT, Adam	2	0	0	0	0	0	0
GOVEDARIS, Chris	2	0	0	0	2	0	0
KASTELIC, Ed	2	0	0	0	0	0	0
CUNNEYWORTH, Randy	4	0	0	0	2	0	0
COTE, Sylvain	5	0	0	0	2	0	0
JENNINGS, Grant	7	0	0	0	17	0	0
SIDORKIEWICZ, Peter	7	0	0	0	0	0	0
<b>TOTALS</b>	<b>7</b>	<b>21</b>	<b>28</b>	<b>49</b>	<b>143</b>	<b>3</b>	<b>0</b>
<b>OPPONENTS</b>	<b>7</b>	<b>23</b>	<b>38</b>	<b>61</b>	<b>193</b>	<b>8</b>	<b>1</b>

GOALTENDER	GP	MIN	GA	GAA	W-L	SO	SA
SIDORKIEWICZ, Peter	7	429	23	3.22	3-4	0	193

**Power Play Totals:** Whalers 3-34 (8.8%); Boston 8-32 (25.0%)  
**Penalty Killing:** Whalers 24-32 (75.0%); Boston 31-34 (91.2%)  
**Shots by Period:** Whalers 74-51-47-3 = 175; Boston 70-63-55-5 = 193

## 1992 PLAYOFF STATISTICS

PLAYER	GP	G	A	PTS	PIM	PPG	SHG
CRAVEN, Murray	7	3	3	6	6	0	1
CASSELS, Andrew	7	2	4	6	6	1	0
CORRIVEAU, Yvon	7	3	2	5	18	2	0
ZALAPSKI, Zarley	7	2	3	5	6	0	0
CUNNEYWORTH, Randy	7	3	0	3	9	1	1
CULLEN, John	7	2	1	3	12	1	0
POULIN, Patrick	7	2	1	3	0	1	0
RICHARDS, Todd	5	0	3	3	4	0	0
HOUDA, Doug	6	0	2	2	13	0	0
ANDERSSON, Mikael	7	0	2	2	6	0	0
VERBEEK, Pat	7	0	2	2	12	0	0
SANDERSON, Geoff	7	1	0	1	2	0	0
SHAW, Brad	3	0	1	1	4	0	0
GILLIS, Paul	5	0	1	1	0	0	0
HOLIK, Bobby	7	0	1	1	6	0	0
KONROYD, Steve	7	0	1	1	2	0	0
LADOUCEUR, Randy	7	0	1	1	11	0	0
WHITMORE, Kay	1	0	0	0	0	0	0
BURT, Adam	2	0	0	0	0	0	0
HUNTER, Mark	4	0	0	0	6	0	0
BERGEVIN, Marc	5	0	0	0	2	0	0
SHANK, Daniel	5	0	0	0	22	0	0
PIETRANGELO, Frank	7	0	0	0	0	0	0
<b>TOTALS</b>	<b>7</b>	<b>18</b>	<b>28</b>	<b>46</b>	<b>147</b>	<b>6</b>	<b>2</b>
<b>OPPONENTS</b>	<b>7</b>	<b>21</b>	<b>35</b>	<b>56</b>	<b>169</b>	<b>8</b>	<b>1</b>

GOALTENDER	GP	MIN	GA	GAA	W-L	SO	SA
WHITMORE, Kay	1	19	1	3.16	0-0	0	1
PIETRANGELO, Frank	7	425	19	2.68	3-4	0	244

**Power Play Totals:** Whalers 6-40 (15.0%); Montreal 8-41 (19.5%)  
**Penalty Killing:** Whalers 33-41 (80.5%); Montreal 34-40 (85.0%)  
**Shots by Period:** Whalers 51-83-63-11 = 208; Montreal 71-87-69-23 = 250

# YEAR-BY-YEAR

## 1999 PLAYOFF STATISTICS

PLAYER	GP	G	A	PTS	PIM	PPG	SHG
SHEPPARD, Ray	6	5	1	6	2	1	0
CHIASSON, Steve	6	1	2	3	2	1	0
GELINAS, Martin	6	0	3	3	2	0	0
PRIMEAU, Keith	6	0	3	3	6	0	0
BATTAGLIA, Bates	6	0	3	3	8	0	0
KRON, Robert	5	2	0	2	0	0	0
KAPANEN, Sami	5	1	1	2	0	0	0
ROBERTS, Gary	6	1	1	2	8	0	0
KOVALENKO, Andrei	4	0	2	2	2	0	0
FRANCIS, Ron	3	0	1	1	0	0	0
COFFEY, Paul	5	0	1	1	2	0	0
O'NEILL, Jeff	6	0	1	1	0	0	0
MACDONALD, Craig	1	0	0	0	0	0	0
KARPA, Dave	2	0	0	0	2	0	0
PRATT, Nolan	3	0	0	0	2	0	0
HALKO, Steven	4	0	0	0	2	0	0
MALIK, Marek	4	0	0	0	4	0	0
DINEEN, Kevin	6	0	0	0	8	0	0
LESCHYSHYN, Curtis	6	0	0	0	6	0	0
RANHEIM, Paul	6	0	0	0	2	0	0
WESLEY, Glen	6	0	0	0	2	0	0
IRBE, Arturs	6	0	0	0	0	0	0
MANDERVILLE, Kent	6	0	0	0	2	0	0
<b>TOTALS</b>	<b>6</b>	<b>10</b>	<b>19</b>	<b>29</b>	<b>62</b>	<b>2</b>	<b>0</b>
<b>OPPONENTS</b>	<b>6</b>	<b>16</b>	<b>24</b>	<b>40</b>	<b>54</b>	<b>4</b>	<b>0</b>
<b>GOALTENDER</b>	<b>GP</b>	<b>MIN</b>	<b>GA</b>	<b>GAA</b>	<b>W-L</b>	<b>SO</b>	<b>SA</b>
IRBE, Arturs	6	408	15	2.21	2-4	0	181

**Power Play Totals:** Hurricanes 2-21 (9.5%); Boston 4-24 (16.7%)

**Penalty Killing:** Hurricanes 20-24 (83.3%); Boston 19-21 (90.5%)

**Shots by Period:** Hurricanes 59-57-26-22 = 164; Boston 40-59-61-22 = 182

## 2002 PLAYOFF STATISTICS

PLAYER	GP	G	A	PTS	PIM	PPG	SHG
FRANCIS, Ron	23	6	10	16	6	4	0
BATTAGLIA, Bates	23	5	9	14	14	1	0
O'NEILL, Jeff	22	8	5	13	27	3	0
BRIND'AMOUR, Rod	23	4	8	12	16	2	1
COLE, Erik	23	6	3	9	30	1	0
KAPANEN, Sami	23	1	8	9	6	0	0
HILL, Sean	23	4	4	8	20	4	0
GELINAS, Martin	23	3	4	7	10	0	0
VASICEK, Josef	23	3	2	5	12	0	0
HEDICAN, Bret	23	1	4	5	20	0	0
SVOBODA, Jaroslav	23	1	4	5	28	1	0
WALLIN, Niclas	23	2	1	3	12	0	0
MALIK, Marek	23	0	3	3	18	0	0
WARD, Aaron	23	1	1	2	22	0	0
WESLEY, Glen	22	0	2	2	12	0	0
WESTLUND, Tommy	19	1	0	1	0	0	0
ADAMS, Kevyn	23	1	0	1	4	0	0
TANABE, David	1	0	1	1	0	0	0
DANIELS, Jeff	23	0	1	1	0	0	0
ADAMS, Craig	1	0	0	0	0	0	0
MACDONALD, Craig	4	0	0	0	2	0	0
WEEKES, Kevin	8	0	0	0	0	0	0
IRBE, Arturs	18	0	0	0	0	0	0
<b>TOTALS</b>	<b>23</b>	<b>47</b>	<b>70</b>	<b>117</b>	<b>259</b>	<b>16</b>	<b>1</b>
<b>OPPONENTS</b>	<b>23</b>	<b>43</b>	<b>69</b>	<b>112</b>	<b>296</b>	<b>15</b>	<b>2</b>
<b>GOALTENDER</b>	<b>GP</b>	<b>MIN</b>	<b>GA</b>	<b>GAA</b>	<b>W-L</b>	<b>SO</b>	<b>SA</b>
WEEKES, Kevin	8	408	11	1.62	3-2	2	180
IRBE, Arturs	18	1078	30	1.67	10-8	1	480

**Power Play Totals:** Hurricanes 16-103 (15.5%); Opponents 15-96 (15.6%)

**Penalty Killing:** Hurricanes 81-96 (84.4%); Opponents 87-103 (84.5%)

**Shots by Period:** Hurricanes 161-219-213-52=645; Opponents 199-216-198-49 = 662

## 2001 PLAYOFF STATISTICS

PLAYER	GP	G	A	PTS	PIM	PPG	SHG
KAPANEN, Sami	6	2	3	5	0	1	0
BRIND'AMOUR, Rod	6	1	3	4	6	0	0
O'NEILL, Jeff	6	1	2	3	10	0	0
TANABE, David	6	2	0	2	12	2	0
VASICEK, Josef	6	2	0	2	0	0	0
OZOLINSH, Sandis	6	0	2	2	5	0	0
BATTAGLIA, Bates	6	0	2	2	2	0	0
DANIELS, Jeff	6	0	2	2	2	0	0
GELINAS, Martin	6	0	1	1	6	0	0
DIMAIO, Rob	6	0	0	0	4	0	0
WESTLUND, Tommy	6	0	0	0	17	0	0
WESLEY, Glen	6	0	0	0	0	0	0
HATCHER, Kevin	6	0	0	0	6	0	0
KARPA, Dave	6	0	0	0	17	0	0
PELLERIN, Scott	6	0	0	0	4	0	0
LANGDON, Darren	4	0	0	0	12	0	0
ADAMS, Craig	3	0	0	0	0	0	0
MALIK, Marek	3	0	0	0	6	0	0
WALLIN, Niclas	3	0	0	0	2	0	0
FRANCIS, Ron	3	0	0	0	0	0	0
WILLIS, Shane	2	0	0	0	0	0	0
<b>TOTALS</b>	<b>6</b>	<b>8</b>	<b>15</b>	<b>23</b>	<b>111</b>	<b>3</b>	<b>0</b>
<b>OPPONENTS</b>	<b>6</b>	<b>20</b>	<b>33</b>	<b>53</b>	<b>97</b>	<b>2</b>	<b>1</b>
<b>GOALTENDER</b>	<b>GP</b>	<b>MIN</b>	<b>GA</b>	<b>GAA</b>	<b>W-L</b>	<b>SO</b>	<b>SA</b>
IRBE, Arturs	6	360	20	3.33	2-4	0	201

**Power Play Totals:** Hurricanes 3-29 (10.3%); New Jersey 2-24 (8.3%)

**Penalty Killing:** Hurricanes 22-24 (91.7%); New Jersey 26-29 (89.7%)

**Shots by Period:** Hurricanes 32-45-36-1=114; New Jersey 72-79-50-0 = 201

## 2006 PLAYOFF STATISTICS

PLAYER	GP	G	A	PTS	PIM	PPG	SHG
STAAL, Eric	25	9	19	28	8	7	0
STILLMAN, Cory	25	9	17	26	14	4	0
BRIND'AMOUR, Rod	25	12	6	18	16	6	0
WILLIAMS, Justin	25	7	11	18	34	0	1
CULLEN, Matt	25	4	14	18	12	2	0
RECCHI, Mark	25	7	9	16	18	2	0
WEIGHT, Doug	23	3	13	16	20	2	0
WHITNEY, Ray	24	9	6	15	14	5	0
KABERLE, Frantisek	25	4	9	13	8	3	0
HEDICAN, Bret	25	2	9	11	42	0	0
LADD, Andrew	17	2	3	5	4	0	0
WARD, Aaron	25	2	3	5	18	0	0
WALLIN, Niclas	25	1	4	5	14	0	0
COMMODORE, Mike	25	2	2	4	33	0	1
WESLEY, Glen	25	0	2	2	16	0	0
LAROSE, Chad	21	0	1	1	10	0	0
WARD, Cam	23	0	1	1	0	0	0
ADAMS, Kevyn	25	0	0	0	14	0	0
ADAMS, Craig	25	0	0	0	10	0	0
COLE, Erik	2	0	0	0	0	0	0
TVERDOVSKY, Oleg	5	0	0	0	0	0	0
GERBER, Martin	6	0	0	0	4	0	0
VASICEK, Josef	8	0	0	0	2	0	0
<b>TOTALS</b>	<b>25</b>	<b>73</b>	<b>129</b>	<b>202</b>	<b>319</b>	<b>31</b>	<b>2</b>
<b>OPPONENTS</b>	<b>25</b>	<b>60</b>	<b>108</b>	<b>168</b>	<b>334</b>	<b>20</b>	<b>2</b>
<b>GOALTENDER</b>	<b>GP</b>	<b>MIN</b>	<b>GA</b>	<b>GAA</b>	<b>W-L</b>	<b>SO</b>	<b>SA</b>
WARD, Cam	23	1320	47	2.14	15-8	2	631
GERBER, Martin	6	221	13	3.53	1-1	1	103

**Power Play Totals:** Hurricanes 31-129 (24.0%); Opponents 20-137 (14.6%)

**Penalty Killing:** Hurricanes 117-137 (85.4%); Opponents 98-129 (76.0%)

**Shots by Period:** Hurricanes 230-252-211-28=721; Opponents 232-220-204-18 = 674

## 2009 PLAYOFF STATISTICS

PLAYER	GP	G	A	PTS	PIM	PPG	SHG
STAAL, Eric	18	10	5	15	4	3	0
JOKINEN, Jussi	18	7	4	11	2	2	0
LAROSE, Chad	18	4	7	11	16	0	0
WHITNEY, Ray	18	3	8	11	4	0	0
SAMSONOV, Sergei	17	5	3	8	6	0	0
PITKANEN, Joni	18	0	8	8	16	0	0
CORVO, Joe	18	2	5	7	4	1	0
WALKER, Scott	18	1	6	7	19	0	0
CULLEN, Matt	18	3	3	6	14	0	1
SEIDENBERG, Dennis	16	1	5	6	16	0	0
GLEASON, Tim	18	1	4	5	32	0	0
COLE, Erik	18	0	5	5	22	0	0
BAYDA, Ryan	15	2	2	4	18	0	0
RUUTU, Tuomo	16	1	3	4	8	0	0
BRIND'AMOUR, Rod	18	1	3	4	8	0	0
EAVES, Patrick	18	1	2	3	13	0	0
DWYER, Patrick	2	0	1	1	0	0	0
KABERLE, Frantisek	7	0	1	1	2	0	0
BABCHUK, Anton	13	0	1	1	10	0	0
HELMINEN, Dwight	1	0	0	0	0	0	0
CONBOY, Tim	3	0	0	0	9	0	0
WALLIN, Niclas	18	0	0	0	4	0	0
WARD, Cam	18	0	0	0	0	0	0
<b>TOTALS</b>	<b>18</b>	<b>42</b>	<b>76</b>	<b>118</b>	<b>231</b>	<b>6</b>	<b>1</b>
<b>OPPONENTS</b>	<b>18</b>	<b>52</b>	<b>89</b>	<b>141</b>	<b>214</b>	<b>8</b>	<b>0</b>
GOALTENDER	GP	MIN	GA	GAA	W-L	SO	SA
WARD, Cam	18	1101	49	2.67	8-10	2	576

**Power Play Totals:** Hurricanes 6-60 (10.0%); Opponents 8-71 (11.3%)

**Penalty Killing:** Hurricanes 63-71 (88.7%); Opponents 54-60 (90.0%)

**Shots by Period:** Hurricanes 186-189-177-18=570; Opponents 181-205-176-17 = 579

## 2019 PLAYOFF STATISTICS

PLAYER	GP	G	A	PTS	PIM	PPG	SHG
AHO, Sebastian	15	5	7	12	2	2	1
SLAVIN, Jaccob	15	0	11	11	0	0	0
TERAVAINEN, Teuvo	15	7	3	10	2	0	0
STAAL, Jordan	15	4	6	10	8	1	0
FOEGELE, Warren	15	5	4	9	6	0	0
FAULK, Justin	15	1	7	8	4	0	0
WILLIAMS, Justin	15	4	3	7	18	0	0
HAMILTON, Dougie	15	3	4	7	10	2	0
PESCE, Brett	15	0	6	6	0	0	0
McGINN, Brock	15	2	4	6	6	0	0
WALLMARK, Lucas	15	1	4	5	6	0	0
SVECHNIKOV, Andrei	9	3	2	5	9	0	0
NIEDERREITER, Nino	15	1	3	4	12	0	0
MARTINOOK, Jordan	10	0	4	4	6	0	0
McKEGG, Greg	14	2	0	2	4	0	0
MAENALANEN, Saku	9	0	1	1	6	0	0
FERLAND, Micheal	7	0	1	1	18	0	0
De HAAN, Calvin	12	1	0	1	2	0	0
van RIEMSDYK, Trevor	9	0	0	0	2	0	0
SAARELA, Aleksi	1	0	0	0	0	0	0
FLEURY, Haydn	9	0	0	0	2	0	0
BROWN, Patrick	8	0	0	0	0	0	0
BISHOP, Clark	2	0	0	0	0	0	0
<b>TOTALS</b>	<b>15</b>	<b>39</b>	<b>70</b>	<b>109</b>	<b>123</b>	<b>5</b>	<b>1</b>
<b>OPPONENTS</b>	<b>15</b>	<b>42</b>	<b>70</b>	<b>112</b>	<b>127</b>	<b>16</b>	<b>0</b>
GOALTENDER	GP	MIN	GA	GAA	W-L	SO	SA
MCELHINNEY, Curtis	5	268	9	2.01	3-2	0	128
MRAZEK, Petr	11	660	30	2.73	5-5	2	282

**Power Play Totals:** Hurricanes 5-52 (9.6%); Opponents 16-51 (31.4%)

**Penalty Killing:** Hurricanes 35-51 (68.6%); Opponents 47-52 (90.4%)

**Shots by Period:** Hurricanes 154-159-125-19=457; Opponents 136-147-121-9 = 413



# GAME-BY-GAME HISTORY

## 1980

### PRELIMINARY ROUND *(Canadiens win series 3-0)*

DATE	RESULT				GWG (OT TIME)	GOALIES: HFD/OPP (SAVES)	ATT.	
April 8	HFD 1	at	MTL 6		Loss	Brian Engblom	Al Smith (31)/Denis Heron (20)	15,992
April 9	HFD 4	at	MTL 8		Loss	Bob Gainey	John Garrett (32)/Denis Heron (23)	15,242
April 11	MTL 4	at	HFD 3	OT	Loss	Yvon Lambert (0:29)	Al Smith (24)/Michel Larocque (25)	14,460

## 1981

*Did not qualify*

## 1982

*Did not qualify*

## 1983

*Did not qualify*

## 1984

*Did not qualify*

## 1985

*Did not qualify*

## 1986

### DIVISION SEMIFINAL *(Whalers win series 3-0)*

DATE	RESULT					GWG (OT TIME)	GOALIES: HFD/OPP (SAVES)	ATT.
April 9	HFD 3	at	QUE 2	OT	WIN	SYLVAIN TURGEON (2:36)	Mike Liut (37)/Clint Malarchuk (34)	14,504
April 10	HFD 4	at	QUE 1		WIN	PAUL MacDERMID	Mike Liut (26)/Clint Malarchuk (27)	14,562
April 12	QUE 4	at	HFD 9		WIN	ULF SAMUELSSON	Mike Liut (29)/Clint Malarchuk (9), Mario Gosselin (17)	15,126

### DIVISION FINAL *(Canadiens win series 4-3)*

DATE	RESULT					GWG (OT TIME)	GOALIES: HFD/OPP (SAVES)	ATT.
April 17	HFD 4	at	MTL 1		WIN	SYLVAIN TURGEON	Mike Liut (26)/Patrick Roy (20)	17,145
April 19	HFD 1	at	MTL 3		Loss	Guy Carbonneau	Mike Liut (27)/Patrick Roy (24)	17,657
April 21	MTL 4	at	HFD 1		Loss	Stephane Richer	Mike Liut (5), Steve Weeks (13)/Patrick Roy (20)	15,126
April 23	MTL 1	at	HFD 2	OT	WIN	KEVIN DINEEN (1:06)	Steve Weeks (18)/Patrick Roy (22)	15,126
April 25	HFD 3	at	MTL 5		Loss	Mike Lalor	Steve Weeks (25)/Patrick Roy (20)	17,660
April 27	MTL 0	at	HFD 1		WIN	KEVIN DINEEN	Mike Liut (32)/Patrick Roy (16)	15,126
April 29	HFD 1	at	MTL 2	OT	Loss	Claude Lemieux (5:55)	Mike Liut (30)/Patrick Roy (24)	17,546

## 1987

### DIVISION SEMIFINAL *(Nordiques win series 4-2)*

DATE	RESULT					GWG (OT TIME)	GOALIES: HFD/OPP (SAVES)	ATT.
April 8	QUE 2	at	HFD 3	OT	WIN	PAUL MacDERMID (2:20)	Mike Liut (23)/Mario Gosselin (38)	15,126
April 9	QUE 4	at	HFD 5		WIN	DANA MURZYN	Mike Liut (20)/Clint Malarchuk (24)	15,126
April 11	HFD 1	at	QUE 5		Loss	Peter Stastny	Mike Liut (11), Steve Weeks (21)/Mario Gosselin (29)	14,527
April 12	HFD 1	at	QUE 4		Loss	Michel Goulet	Mike Liut (33)/Mario Gosselin (28)	14,389
April 14	QUE 7	at	HFD 5		Loss	John Ogradnick	Mike Liut (17)/Mario Gosselin (38)	15,126
April 16	HFD 4	at	QUE 5	OT	Loss	Peter Stastny (6:05)	Mike Liut (29)/Mario Gosselin (31)	15,383

## 1988

### DIVISION SEMIFINAL *(Canadiens win series 4-2)*

DATE	RESULT					GWG (OT TIME)	GOALIES: HFD/OPP (SAVES)	ATT.
April 6	HFD 3	at	MTL 4		Loss	Stephane Richer	Mike Liut (22), Richard Brodeur (9)/Patrick Roy (21)	16,523
April 7	HFD 3	at	MTL 7		Loss	Claude Lemieux	Richard Brodeur (21)/Patrick Roy (28)	16,640
April 9	MTL 4	at	HFD 3		Loss	Ryan Walter	Mike Liut (24)/Patrick Roy (30)	15,223
April 10	MTL 5	at	HFD 7		WIN	KEVIN DINEEN	Mike Liut (26)/Patrick Roy (36)	15,061
April 12	HFD 3	at	MTL 1		WIN	CAREY WILSON	Richard Brodeur (22)/Brian Hayward (26)	16,687
April 14	MTL 2	at	HFD 1		Loss	Stephane Richer	Richard Brodeur (23)/Brian Hayward (19)	15,223

# GAME-BY-GAME HISTORY

## 1989

### DIVISION SEMIFINAL *(Canadiens win series 4-0)*

DATE	RESULT			GWG (OT TIME)	GOALIES: HFD/OPP (SAVES)	ATT.	
April 5	HFD 2	at	MTL 6	Loss	Ryan Walter	Kay Whitmore (27)/Patrick Roy (25)	16,005
April 6	HFD 2	at	MTL 3	Loss	Mike McPhee	Peter Sidorkiewicz (14)/Patrick Roy (27)	16,563
April 8	MTL 5	at	HFD 4	OT Loss	Stephane Richer (5:01)	Peter Sidorkiewicz (23)/Brian Hayward (23)	13,363
April 9	MTL 4	at	HFD 3	OT Loss	Russ Courtnall (15:12)	Kay Whitmore (36)/Patrick Roy (43)	12,245

## 1990

### DIVISION SEMIFINAL *(Bruins win series 4-3)*

DATE	RESULT			GWG (OT TIME)	GOALIES: HFD/OPP (SAVES)	ATT.	
April 5	HFD 4	at	BOS 3	WIN	RANDY LADOUCEUR	Peter Sidorkiewicz (33)/Rejean Lemelin (13)	14,448
April 7	HFD 1	at	BOS 3	Loss	Garry Galley	Peter Sidorkiewicz (32)/Andy Moog (25)	14,448
April 9	BOS 3	at	HFD 5	WIN	PAT VERBEEK	Peter Sidorkiewicz (32)/Andy Moog (22)	15,535
April 11	BOS 6	at	HFD 5	Loss	Dave Poulin	Peter Sidorkiewicz (23)/R. Lemelin (17), Andy Moog (7)	15,535
April 13	HFD 2	at	BOS 3	Loss	Cam Neely	Peter Sidorkiewicz (15)/Andy Moog (20)	14,448
April 15	BOS 2	at	HFD 3	OT WIN	KEVIN DINEEN (12:30)	Peter Sidorkiewicz (23)/Andy Moog (23)	15,535
April 17	HFD 1	at	BOS 3	Loss	Craig Janney	Peter Sidorkiewicz (22)/Andy Moog (27)	14,448

## 1991

### DIVISION SEMIFINAL *(Bruins win series 4-2)*

DATE	RESULT			GWG (OT TIME)	GOALIES: HFD/OPP (SAVES)	ATT.	
April 3	HFD 5	at	BOS 2	WIN	ROB BROWN	Peter Sidorkiewicz (26)/Andy Moog (19)	14,448
April 5	HFD 3	at	BOS 4	Loss	Cam Neely	Peter Sidorkiewicz (36)/Andy Moog (24)	14,448
April 7	BOS 6	at	HFD 3	Loss	Dave Christian	Peter Sidorkiewicz (17)/Andy Moog (22)	15,635
April 9	BOS 3	at	HFD 4	WIN	ZARLEY ZALAPSKI	Peter Sidorkiewicz (32)/Andy Moog (30)	14,198
April 11	HFD 1	at	BOS 6	Loss	Dave Christian	Peter Sidorkiewicz (26)/Andy Moog (25)	14,448
April 13	BOS 3	at	HFD 1	Loss	Bob Sweeney	Peter Sidorkiewicz (13)/Andy Moog (31)	15,635

## 1992

### DIVISION SEMIFINAL *(Canadiens win series 4-3)*

DATE	RESULT			GWG (OT TIME)	GOALIES: HFD/OPP (SAVES)	ATT.	
April 19	HFD 0	at	MTL 2	Loss	Gilbert Dionne	Frank Pietrangelo (28)/Patrick Roy (32)	16,624
April 21	HFD 2	at	MTL 5	Loss	Kirk Muller	Frank Pietrangelo (23)/Patrick Roy (15)	16,627
April 23	MTL 2	at	HFD 5	WIN	JOHN CULLEN	Frank Pietrangelo (32)/Patrick Roy (28)	6,728
April 25	MTL 1	at	HFD 3	WIN	RANDY CUNNEYWORTH	Frank Pietrangelo (24)/Patrick Roy (33)	10,071
April 27	HFD 4	at	MTL 7	Loss	Kirk Muller	Frank Pietrangelo (23), Kay Whitmore (4)/P. Roy (19)	16,693
April 29	MTL 1	at	HFD 2	OT WIN	YVON CORRIVEAU (0:24)	Frank Pietrangelo (42)/Patrick Roy (24)	8,262
May 1	HFD 2	at	MTL 3	2 OT Loss	Russ Courtnall (25:26)	Frank Pietrangelo (53)/Patrick Roy (39)	17,718

## 1993

*Did not qualify*

## 1994

*Did not qualify*

## 1995

*Did not qualify*

## 1996

*Did not qualify*

## 1997

*Did not qualify*

## 1998

*Did not qualify*

## 1999

### CONFERENCE QUARTERFINAL *(Bruins win series 4-2)*

DATE	RESULT			GWG (OT TIME)	GOALIES: CAR/OPP (SAVES)	ATT.	
April 22	BOS 2	at	CAR 0	Loss	Rob DiMaio	Arturs Irbe (27)/Byron Dafoe (19)	11,059
April 24	BOS 2	at	CAR 3	OT WIN	RAY SHEPPARD (17:05)	Arturs Irbe (22)/Byron Dafoe (27)	11,059
April 26	CAR 3	at	BOS 2	WIN	ROBERT KRON	Arturs Irbe (24)/Byron Dafoe (18)	17,565
April 28	CAR 1	at	BOS 4	Loss	Landon Wilson	Arturs Irbe (26)/Byron Dafoe (22)	17,565
April 30	BOS 4	at	CAR 3	2 OT Loss	Anson Carter (34:45)	Arturs Irbe (48)/Byron Dafoe (37)	11,059
May 2	CAR 0	at	BOS 2	Loss	Joe Thornton	Arturs Irbe (19)/Byron Dafoe (31)	17,565

# GAME-BY-GAME HISTORY

## 2000

*Did not qualify*

## 2001

**CONFERENCE QUARTERFINAL** (*Devils win series 4-2*)

DATE	RESULT				GWG (OT TIME)	GOALIES: CAR/OPP (SAVES)	ATT.
April 12	CAR 1 at NJ 5			Loss	Bobby Holik	Arturs Irbe (31)/Martin Brodeur (17)	19,040
April 15	CAR 0 at NJ 2			Loss	Alexander Mogilny	Arturs Irbe (27)/Martin Brodeur (18)	19,040
April 17	NJ 4 at CAR 0			Loss	Bobby Holik	Arturs Irbe (20)/Martin Brodeur (18)	17,525
April 18	NJ 2 at CAR 3	OT		WIN	ROD BRIND'AMOUR (0:46)	Arturs Irbe (32)/Martin Brodeur (30)	14,339
April 20	CAR 3 at NJ 2			WIN	JEFF O'NEILL	Arturs Irbe (37)/Martin Brodeur (11)	19,040
April 22	NJ 5 at CAR 1			Loss	Sergei Brylin	Arturs Irbe (34)/Martin Brodeur (14)	18,730

## 2002

**CONFERENCE QUARTERFINAL** (*Hurricanes win series 4-2*)

DATE	RESULT				GWG (OT TIME)	GOALIES: CAR/OPP (SAVES)	ATT.
April 17	NJ 1 at CAR 2			WIN	ERIK COLE	Arturs Irbe (34)/Martin Brodeur (15)	15,401
April 19	NJ 1 at CAR 2	OT		WIN	BATES BATTAGLIA (15:26)	Arturs Irbe (30)/Martin Brodeur (26)	18,730
April 21	CAR 0 at NJ 4			Loss	Brian Gionta	Arturs Irbe (9), Kevin Weekes (22)/Martin Brodeur (16)	17,004
April 23	CAR 1 at NJ 3			Loss	Brian Gionta	Arturs Irbe (6), Kevin Weekes (13)/Martin Brodeur (23)	17,057
April 24	NJ 2 at CAR 3	OT		WIN	JOSEF VASICEK (8:16)	Kevin Weekes (40)/Martin Brodeur (35)	18,336
April 27	CAR 1 at NJ 0			WIN	RON FRANCIS	Kevin Weekes (32)/Martin Brodeur (21)	17,104

**CONFERENCE SEMIFINAL** (*Hurricanes win series 4-2*)

DATE	RESULT				GWG (OT TIME)	GOALIES: CAR/OPP (SAVES)	ATT.
May 3	MTL 0 at CAR 2			WIN	RON FRANCIS	Kevin Weekes (25)/Jose Theodore (36)	18,809
May 5	MTL 4 at CAR 1			Loss	Andrei Markov	Kevin Weekes (12)/Jose Theodore (45)	18,730
May 7	CAR 1 at MTL 2	OT		Loss	Donald Audette (2:26)	Kevin Weekes (18)/Jose Theodore (33)	21,273
May 9	CAR 4 at MTL 3	OT		WIN	NICLAS WALLIN (3:14)	Kevin Weekes (7), Arturs Irbe (10)/Jose Theodore (36)	21,273
May 12	MTL 1 at CAR 5			WIN	ROD BRIND'AMOUR	Arturs Irbe (30)/Jose Theodore (26)	18,853
May 13	CAR 8 at MTL 2			WIN	SEAN HILL	Arturs Irbe (31)/Jose Theodore (8), Stephane Fiset (16)	21,273

**CONFERENCE FINAL** (*Hurricanes win series 4-2*)

DATE	RESULT				GWG (OT TIME)	GOALIES: CAR/OPP (SAVES)	ATT.
May 16	TOR 2 at CAR 1			Loss	Jonas Hoglund	Arturs Irbe (22)/Curtis Joseph (31)	18,730
May 19	TOR 1 at CAR 2	OT		WIN	NICLAS WALLIN (13:42)	Arturs Irbe (26)/Curtis Joseph (31)	18,924
May 21	CAR 2 at TOR 1	OT		WIN	JEFF O'NEILL (6:01)	Arturs Irbe (20)/Curtis Joseph (15)	19,293
May 23	CAR 3 at TOR 0			WIN	JAROSLAV SVOBODA	Arturs Irbe (31)/Curtis Joseph (12)	19,299
May 25	TOR 1 at CAR 0			Loss	Darcy Tucker	Arturs Irbe (18)/Curtis Joseph (27)	19,016
May 28	CAR 2 at TOR 1	OT		WIN	MARTIN GELINAS (8:05)	Arturs Irbe (35)/Curtis Joseph (33)	19,327

**STANLEY CUP FINAL** (*Red Wings win series 4-1*)

DATE	RESULT				GWG (OT TIME)	GOALIES: CAR/OPP (SAVES)	ATT.
June 4	CAR 3 at DET 2	OT		WIN	RON FRANCIS (0:58)	Arturs Irbe (23)/Dominik Hasek (23)	20,058
June 6	CAR 1 at DET 3			Loss	Nicklas Lidstrom	Arturs Irbe (27)/Dominik Hasek (16)	20,058
June 8	DET 3 at CAR 2	3OT		Loss	Igor Larionov (54:47)	Arturs Irbe (50)/Dominik Hasek (41)	18,982
June 10	DET 3 at CAR 0			Loss	Brett Hull	Arturs Irbe (24)/Dominik Hasek (17)	18,986
June 13	CAR 1 at DET 3			Loss	Brendan Shanahan	Arturs Irbe (24)/Dominik Hasek (16)	20,058

## 2003

*Did not qualify*

## 2004

*Did not qualify*

## 2005

*No season held*

# GAME-BY-GAME HISTORY

## 2006

### CONFERENCE QUARTERFINAL (Hurricanes win series 4-2)

DATE	RESULT				GWG (OT TIME)	GOALIES: CAR/OPP (SAVES)	ATT.	
April 22	MTL 6	at	CAR 1		Loss	Radek Bonk	Martin Gerber (15)/Cristobal Huet (42)	18,812
April 24	MTL 6	at	CAR 5	2OT	Loss	Michael Ryder (22:32)	Martin Gerber (10), Cam Ward (20)/Cristobal Huet (41)	18,730
April 26	CAR 2	at	MTL 1	OT	WIN	ERIC STAAL (3:38)	Cam Ward (27)/Cristobal Huet (34)	21,273
April 28	CAR 3	at	MTL 2		WIN	ROD BRIND'AMOUR	Cam Ward (23)/Cristobal Huet (27)	21,273
April 30	MTL 1	at	CAR 2		WIN	MATT CULLEN	Cam Ward (30)/Cristobal Huet (26)	18,887
May 2	CAR 2	at	MTL 1	OT	WIN	CORY STILLMAN (1:19)	Cam Ward (25)/Cristobal Huet (27)	21,273

### CONFERENCE SEMIFINAL (Hurricanes win series 4-1)

DATE	RESULT				GWG (OT TIME)	GOALIES: CAR/OPP (SAVES)	ATT.	
May 6	NJ 0	at	CAR 6		WIN	RAY WHITNEY	Cam Ward (21)/Martin Brodeur (29), Scott Clemmensen (3)	18,730
May 8	NJ 2	at	CAR 3	OT	WIN	NICLAS WALLIN (3:09)	Cam Ward (21)/Martin Brodeur (35)	18,730
May 10	CAR 3	at	NJ 2		WIN	ROD BRIND'AMOUR	Cam Ward (28)/Martin Brodeur (21)	16,862
May 13	CAR 1	at	NJ 5		Loss	Jay Pandolfo	Cam Ward (13), Martin Gerber (15)/Martin Brodeur (19)	17,585
May 14	NJ 1	at	CAR 4		WIN	CORY STILLMAN	Cam Ward (17)/Martin Brodeur (27)	18,730

### CONFERENCE FINAL (Hurricanes win series 4-3)

DATE	RESULT				GWG (OT TIME)	GOALIES: CAR/OPP (SAVES)	ATT.	
May 20	BUF 3	at	CAR 2		Loss	Jay McKee	Cam Ward (24)/Ryan Miller (29)	18,730
May 22	BUF 3	at	CAR 4		WIN	JUSTIN WILLIAMS	Cam Ward (16)/Ryan Miller (31)	18,730
May 24	CAR 3	at	BUF 4		Loss	Ales Kotalik	Cam Ward (22), Martin Gerber (7)/Ryan Miller (24)	18,690
May 26	CAR 4	at	BUF 0		WIN	MARK RECCHI	Martin Gerber (22)/Ryan Miller (17)	18,690
May 28	BUF 3	at	CAR 4	OT	WIN	CORY STILLMAN (8:46)	Martin Gerber (8), Cam Ward (15)/Ryan Miller (22)	18,730
May 30	CAR 1	at	BUF 2	OT	Loss	Daniel Briere (4:22)	Cam Ward (29)/Ryan Miller (25)	18,690
June 1	BUF 2	at	CAR 4		WIN	ROD BRIND'AMOUR	Cam Ward (22)/Ryan Miller (24)	18,730

### STANLEY CUP FINAL (Hurricanes win series 4-3)

DATE	RESULT				GWG (OT TIME)	GOALIES: CAR/OPP (SAVES)	ATT.	
June 5	EDM 4	at	CAR 5		WIN	ROD BRIND'AMOUR	Cam Ward (34)/Dwayne Roloson (19), Ty Conklin (2)	18,797
June 7	EDM 0	at	CAR 5		WIN	ANDREW LADD	Cam Ward (25)/Jussi Markkanen (21)	18,928
June 10	CAR 1	at	EDM 2		Loss	Ryan Smyth	Cam Ward (28)/Jussi Markkanen (24)	16,839
June 12	CAR 2	at	EDM 1		WIN	MARK RECCHI	Cam Ward (20)/Jussi Markkanen (18)	16,839
June 14	EDM 4	at	CAR 3	OT	Loss	Fernando Pisani (3:31)	Cam Ward (25)/Jussi Markkanen (21)	18,974
June 17	CAR 0	at	EDM 4		Loss	Fernando Pisani	Cam Ward (30)/Jussi Markkanen (16)	16,839
June 19	EDM 1	at	CAR 3		WIN	FRANTISEK KABERLE	Cam Ward (22)/Jussi Markkanen (24)	18,978

## 2007

Did not qualify

## 2008

Did not qualify

## 2009

### CONFERENCE QUARTERFINAL (Hurricanes win series 4-3)

DATE	RESULT				GWG (OT TIME)	GOALIES: CAR/OPP (SAVES)	ATT.	
April 15	CAR 1	at	NJ 4		Loss	Zach Parise	Cam Ward (35)/Martin Brodeur (18)	17,625
April 17	CAR 2	at	NJ 1	OT	WIN	TIM GLEASON (2:40)	Cam Ward (33)/Martin Brodeur (30)	17,625
April 19	NJ 3	at	CAR 2	OT	Loss	Travis Zajac (4:58)	Cam Ward (32)/Martin Brodeur (28)	17,971
April 21	NJ 3	at	CAR 4		WIN	JUSSI JOKINEN	Cam Ward (26)/Martin Brodeur (42)	17,465
April 23	CAR 0	at	NJ 1		Loss	David Clarkson	Cam Ward (41)/Martin Brodeur (44)	17,625
April 26	NJ 0	at	CAR 4		WIN	RAY WHITNEY	Cam Ward (28)/Martin Brodeur (33)	18,680
April 28	CAR 4	at	NJ 3		WIN	ERIC STAAL	Cam Ward (32)/Martin Brodeur (27)	17,625

### CONFERENCE SEMIFINAL (Hurricanes win series 4-3)

DATE	RESULT				GWG (OT TIME)	GOALIES: CAR/OPP (SAVES)	ATT.	
May 1	CAR 1	at	BOS 4		Loss	Marc Savard	Cam Ward (20)/Tim Thomas (26)	17,565
May 3	CAR 3	at	BOS 0		WIN	JOE CORVO	Cam Ward (36)/Tim Thomas (22)	17,565
May 6	BOS 2	at	CAR 3	OT	WIN	JUSSI JOKINEN (2:48)	Cam Ward (21)/Tim Thomas (38)	18,680
May 8	BOS 1	at	CAR 4		WIN	JUSSI JOKINEN	Cam Ward (20)/Tim Thomas (27)	18,878
May 10	CAR 0	at	BOS 4		Loss	Mark Recchi	Cam Ward (36)/Tim Thomas (19)	17,565
May 12	BOS 4	at	CAR 2		Loss	Marc Savard	Cam Ward (15)/Tim Thomas (31)	18,680
May 14	CAR 3	at	BOS 2	OT	WIN	SCOTT WALKER (18:46)	Cam Ward (34)/Tim Thomas (34)	17,565



# GAME-BY-GAME HISTORY

## CONFERENCE FINAL (Penguins win series 4-0)

DATE	RESULT				GWG (OT TIME)	GOALIES: CAR/OPP (SAVES)	ATT.
May 18	CAR 2	at	PIT 3	Loss	Philippe Boucher	Cam Ward (28)/Marc-Andre Fleury (23)	17,132
May 21	CAR 4	at	PIT 7	Loss	Evgeni Malkin	Cam Ward (35)/Marc-Andre Fleury (24)	17,132
May 23	PIT 6	at	CAR 2	Loss	Evgeni Malkin	Cam Ward (34)/Marc-Andre Fleury (32)	18,789
May 26	PIT 4	at	CAR 1	Loss	Maxime Talbot	Cam Ward (21)/Marc-Andre Fleury (30)	18,680

## 2010

Did not qualify

## 2011

Did not qualify

## 2012

Did not qualify

## 2013

Did not qualify

## 2014

Did not qualify

## 2015

Did not qualify

## 2016

Did not qualify

## 2017

Did not qualify

## 2018

Did not qualify

## 2019

### FIRST ROUND (Hurricanes win series 4-3)

DATE	RESULT				GWG (OT TIME)	GOALIES: CAR/OPP (SAVES)	ATT.
April 11	CAR 2	at	WSH 4	Loss	Alex Ovechkin	Petr Mrazek (14)/Braden Holtby (27)	18,506
April 13	CAR 3	at	WSH 4	OT Loss	Brooks Orpik (1:48)	Petr Mrazek (29)/Braden Holtby (25)	18,506
April 15	WSH 0	at	CAR 5	WIN	WARREN FOEGELE	Petr Mrazek (18)/Braden Holtby (40)	18,783
April 18	WSH 1	at	CAR 2	WIN	TEUVO TERAVAINEN	Petr Mrazek (30)/Braden Holtby (22)	19,202
April 20	CAR 0	at	WSH 6	Loss	Nicklas Backstrom	Petr Mrazek (22)/Braden Holtby (30)	18,506
April 22	WSH 2	at	CAR 5	WIN	JORDAN STAAL	Petr Mrazek (23)/Braden Holtby (31)	18,913
April 24	CAR 4	at	WSH 3	OT WIN	BROCK MCGINN (11:05)	Petr Mrazek (34)/Braden Holtby (38)	18,506

### SECOND ROUND (Hurricanes win series 4-0)

DATE	RESULT				GWG (OT TIME)	GOALIES: CAR/OPP (SAVES)	ATT.
April 26	CAR 1	at	NYI 0	OT WIN	JORDAN STAAL (4:04)	Petr Mrazek (31)/Robin Lehner (31)	15,795
April 28	CAR 2	at	NYI 1	WIN	NINO NIEDERREITER	Petr Mrazek (9), Curtis McElhinney (17)/Robin Lehner (16)	15,795
May 1	NYI 2	at	CAR 5	WIN	JUSTIN WILLIAMS	Curtis McElhinney (28)/Robin Lehner (33)	19,066
May 3	NYI 2	at	CAR 5	WIN	GREG MCKEGG	Curtis McElhinney (26)/Robin Lehner (8), Thomas Greiss (8)	19,495

### CONFERENCE FINAL (Bruins win series 4-0)

DATE	RESULT				GWG (OT TIME)	GOALIES: CAR/OPP (SAVES)	ATT.
May 9	CAR 2	at	BOS 5	Loss	Patrice Bergeron	Petr Mrazek (23)/Tuukka Rask (29)	17,565
May 12	CAR 2	at	BOS 6	Loss	Connor Clifton	Petr Mrazek (19)/Tuukka Rask (21)	17,565
May 14	BOS 2	at	CAR 1	Loss	Brad Marchand	Curtis McElhinney (29)/Tuukka Rask (35)	18,768
May 16	BOS 4	at	CAR 0	Loss	David Pastrnak	Curtis McElhinney (19)/Tuukka Rask (24)	19,041

# OVERTIME HISTORY

	DATE	OPPONENT	ROUND	GAME	GOAL SCORER	TIME	SCORE
1.	4/11/1980	Montreal	Preliminary Round	3	Yvon Lambert	0:29	L, 3-4
2.	4/9/1986	at Quebec	Division Semifinal	1	Sylvain Turgeon	2:36	W, 3-2
3.	4/23/1986	Montreal	Division Final	4	Kevin Dineen	1:06	W, 2-1
4.	4/29/1986	at Montreal	Division Final	7	Claude Lemieux	5:55	L, 1-2
5.	4/8/1987	Quebec	Division Semifinal	1	Paul MacDermid	2:20	W, 3-2
6.	4/16/1987	at Quebec	Division Semifinal	6	Peter Stastny	6:05	L, 4-5
7.	4/8/1989	Montreal	Division Semifinal	3	Stephane Richer	5:01	L, 4-5
8.	4/9/1989	Montreal	Division Semifinal	4	Russ Courtnall	15:12	L, 3-4
9.	4/15/1990	Boston	Division Semifinal	6	Kevin Dineen	12:30	W, 3-2
10.	4/29/1992	Hartford	Division Semifinal	6	Yvon Corriveau	0:24	W, 2-1
11.	5/1/1992	at Montreal	Division Semifinal	7	Russ Courtnall	25:26	L, 2-3
12.	4/24/1999	Boston	Conference Quarterfinal	2	Ray Sheppard	17:05	W, 3-2
13.	4/30/1999	Boston	Conference Quarterfinal	5	Anson Carter	34:45	L, 3-4
14.	4/18/2001	New Jersey	Conference Quarterfinal	4	Rod Brind'Amour	0:46	W, 3-2
15.	4/19/2002	New Jersey	Conference Quarterfinal	2	Bates Battaglia	15:26	W, 2-1
16.	4/24/2002	New Jersey	Conference Quarterfinal	5	Josef Vasicek	8:16	W, 3-2
17.	5/7/2002	at Montreal	Conference Semifinal	3	Donald Audette	2:26	L, 1-2
18.	5/9/2002	at Montreal	Conference Semifinal	4	Niclas Wallin	3:14	W, 4-3
19.	5/19/2002	Toronto	Conference Final	2	Niclas Wallin	13:42	W, 2-1
20.	5/21/2002	at Toronto	Conference Final	3	Jeff O'Neill	6:01	W, 2-1
21.	5/28/2002	at Toronto	Conference Final	6	Martin Gelinax	8:05	W, 2-1
22.	6/4/2002	at Detroit	Stanley Cup Final	1	Ron Francis	0:58	W, 3-2
23.	6/8/2002	Detroit	Stanley Cup Final	3	Igor Larionov	54:47	L, 2-3
24.	4/24/2006	Montreal	Conference Quarterfinal	2	Michael Ryder	22:32	L, 5-6
25.	4/26/2006	at Montreal	Conference Quarterfinal	3	Eric Staal	3:38	W, 2-1
26.	5/2/2006	at Montreal	Conference Quarterfinal	6	Cory Stillman	1:19	W, 2-1
27.	5/8/2006	New Jersey	Conference Semifinal	2	Niclas Wallin	3:09	W, 3-2
28.	5/28/2006	Buffalo	Conference Final	5	Cory Stillman	8:46	W, 4-3
29.	5/30/2006	at Buffalo	Conference Final	6	Daniel Briere	4:22	L, 1-2
30.	6/14/2006	Edmonton	Stanley Cup Final	5	Fernando Pisani	3:31	L, 3-4
31.	4/17/2009	at New Jersey	Conference Quarterfinal	2	Tim Gleason	2:40	W, 2-1
32.	4/19/2009	New Jersey	Conference Quarterfinal	3	Travis Zajac	4:58	L, 2-3
33.	5/6/2009	Boston	Conference Semifinal	3	Jussi Jokinen	2:48	W, 3-2
34.	5/14/2009	at Boston	Conference Semifinal	7	Scott Walker	18:46	W, 3-2
35.	4/13/2019	at Washington	First Round	2	Brooks Orpik	1:48	L, 3-4
36.	4/24/2019	at Washington	First Round	7	Brock McGinn	31:05	W, 4-3
37.	4/26/2019	at NY Islanders	Second Round	1	Jordan Staal	4:04	W, 1-0

## OVERTIME RECORD BY SEASON

YEAR	GP	OVERALL	HOME	AWAY
1980	1	0-1	0-1	0-0
1986	3	2-1	1-0	1-1
1987	2	1-1	1-0	0-1
1988	0	0-0	0-0	0-0
1989	2	0-2	0-2	0-0
1990	1	1-0	1-0	0-0
1991	0	0-0	0-0	0-0
1992	2	1-1	1-0	0-1
1999	2	1-1	1-1	0-0
2001	1	1-0	1-0	0-0
2002	9	7-2	3-1	4-1
2006	7	4-3	2-2	2-1
2009	4	3-1	1-1	2-0
2019	3	2-1	0-0	2-1
<b>TOTALS</b>	<b>37</b>	<b>23-14</b>	<b>12-8</b>	<b>11-6</b>

# CLINCH/ELIMINATION RECORDS

## CHANCE TO CLINCH SERIES

	DATE	OPPONENT	ROUND	GAME	GOALTENDER	GWG	SCORE
1.	4/12/1986	Quebec	Division Semifinal	3	Mike Liut	Ulf Samuelsson	W, 9-4
2.	4/29/1986	at Montreal	Division Final	7	Mike Liut	---	L, 1-2 (OT)
3.	4/17/1990	at Boston	Division Semifinal	7	Peter Sidorkiewicz	---	L, 1-3
4.	5/1/1992	at Montreal	Division Semifinal	7	Frank Pietrangelo	---	L, 2-3 (2OT)
5.	4/27/2002	at New Jersey	Conference Quarterfinal	6	Kevin Weekes	Ron Francis	W, 1-0
6.	5/13/2002	at Montreal	Conference Semifinal	6	Arturs Irbe	Sean Hill	W, 8-2
7.	5/25/2002	Toronto	Conference Final	5	Arturs Irbe	---	L, 0-1
8.	5/28/2002	at Toronto	Conference Final	6	Arturs Irbe	Martin Gelinas	W, 2-1 (OT)
9.	5/2/2006	at Montreal	Conference Quarterfinal	6	Cam Ward	Cory Stillman	W, 2-1 (OT)
10.	5/13/2006	at New Jersey	Conference Semifinal	4	Cam Ward	---	L, 1-5
11.	5/14/2006	New Jersey	Conference Semifinal	5	Cam Ward	Cory Stillman	W, 4-1
12.	5/30/2006	at Buffalo	Conference Final	6	Cam Ward	---	L, 1-2 (OT)
13.	6/1/2006	Buffalo	Conference Final	7	Cam Ward	Rod Brind'Amour	W, 4-2
14.	6/14/2006	Edmonton	Stanley Cup Final	5	Cam Ward	---	L, 3-4 (OT)
15.	6/17/2006	at Edmonton	Stanley Cup Final	6	Cam Ward	---	L, 0-4
16.	6/19/2006	Edmonton	Stanley Cup Final	7	Cam Ward	Frantisek Kaberle	W, 3-1
17.	4/28/2009	at New Jersey	Conference Quarterfinal	7	Cam Ward	Eric Staal	W, 4-3
18.	5/10/2009	at Boston	Conference Semifinal	5	Cam Ward	---	L, 0-4
19.	5/12/2009	Boston	Conference Semifinal	6	Cam Ward	---	L, 2-4
20.	5/14/2009	at Boston	Conference Semifinal	7	Cam Ward	Scott Walker	W, 3-2 (OT)
21.	4/24/2019	at Washington	First Round	7	Petr Mrazek	Brock McGinn	W, 4-3 (OT)
22.	5/3/2019	NY Islanders	Second Round	4	Curtis McElhinney	Greg McKeeg	W, 5-2

**Record: 12-10**

## FACING ELIMINATION

	DATE	OPPONENT	ROUND	GAME	GOALTENDER	GWG	SCORE
1.	4/11/1980	Montreal	Preliminary Round	3	Al Smith	---	L, 3-4 (OT)
2.	4/27/1986	Montreal	Division Final	6	Mike Liut	Kevin Dineen	W, 1-0
3.	4/29/1986	at Montreal	Division Final	7	Mike Liut	---	L, 1-2 (OT)
4.	4/16/1987	at Quebec	Division Semifinal	6	Mike Liut	---	L, 4-5 (OT)
5.	4/10/1988	Montreal	Division Semifinal	4	Mike Liut	Kevin Dineen	W, 7-5
6.	4/12/1988	at Montreal	Division Semifinal	5	Richard Brodeur	Carey Wilson	W, 3-1
7.	4/14/1988	Montreal	Division Semifinal	6	Richard Brodeur	---	L, 1-2
8.	4/9/1989	Montreal	Division Semifinal	4	Kay Whitmore	---	L, 3-4 (OT)
9.	4/15/1990	Boston	Division Semifinal	6	Peter Sidorkiewicz	Kevin Dineen	W, 3-2 (OT)
10.	4/17/1990	at Boston	Division Semifinal	7	Peter Sidorkiewicz	---	L, 1-3
11.	4/13/1991	Boston	Division Semifinal	6	Peter Sidorkiewicz	---	L, 1-3
12.	4/29/1992	Montreal	Division Semifinal	6	Frank Pietrangelo	Yvon Corriveau	W, 2-1 (OT)
13.	5/1/1992	at Montreal	Division Semifinal	7	Frank Pietrangelo	---	L, 2-3 (2OT)
14.	5/2/1999	at Boston	Conference Quarterfinal	6	Arturs Irbe	---	L, 0-2
15.	4/18/2001	New Jersey	Conference Quarterfinal	4	Arturs Irbe	Rod Brind'Amour	W, 3-2 (OT)
16.	4/20/2001	at New Jersey	Conference Quarterfinal	5	Arturs Irbe	Jeff O'Neill	W, 3-2
17.	4/22/2001	New Jersey	Conference Quarterfinal	6	Arturs Irbe	---	L, 1-5
18.	6/13/2002	at Detroit	Stanley Cup Final	5	Arturs Irbe	---	L, 1-3
19.	6/1/2006	Buffalo	Conference Final	7	Cam Ward	Rod Brind'Amour	W, 4-2
20.	6/19/2006	Edmonton	Stanley Cup Final	7	Cam Ward	Frantisek Kaberle	W, 3-1
21.	4/26/2009	New Jersey	Conference Quarterfinal	6	Cam Ward	Ray Whitney	W, 4-0
22.	4/28/2009	at New Jersey	Conference Quarterfinal	7	Cam Ward	Eric Staal	W, 4-3
23.	5/14/2009	at Boston	Conference Semifinal	7	Cam Ward	Scott Walker	W, 3-2 (OT)
24.	5/26/2009	Pittsburgh	Conference Final	4	Cam Ward	---	L, 1-4
25.	4/22/2019	Washington	First Round	6	Petr Mrazek	Jordan Staal	W, 5-2
26.	4/24/2019	at Washington	First Round	7	Petr Mrazek	Brock McGinn	W, 4-3 (OT)
27.	5/16/2019	Boston	Conference Final	4	Curtis McElhinney	---	L, 0-4

**Record: 14-13**



**51** JAKE  
GARDINER

# GENERAL INFO

Media and NHL Information



# MEDIA INFO

---

The Carolina Hurricanes extend a cordial welcome to all media covering our home games. We appreciate the coverage you provide us, and we will do everything possible to assist you in your game duties.

The following is some information relating to our game night operation and press box which you should read carefully. Your cooperation in following these guidelines is much appreciated.

---

## MEDIA RELATIONS DEPARTMENT

**Mike Sundheim** Vice President of Communications and Team Services  
*Office:* 919/861-5477 *Home:* 919/233-7322  
*Mobile:* 919/522-4583 *Email:* mikes@carolinahurricanes.com *Twitter:* @MikeSundheim

**Pace Sagester** Director of Communications and Team Services  
*Office:* 919/861-5429  
*Mobile:* 919/368-3533 *Email:* paces@carolinahurricanes.com *Twitter:* @PaceSagester

**Mike Brown** Communications and Hockey Operations Coordinator  
*Office:* 919/861-7148  
*Mobile:* 207/752-4740 *Email:* michaelb@carolinahurricanes.com *Twitter:* @mike\_brownie

Department website: [CanesPR.com](http://CanesPR.com)

## MEDIA CREDENTIALS POLICY

Media credentials are issued to working media only. All credentials are non-transferable, and any unauthorized use will subject bearer to ejection from PNC Arena and confiscation of the credential. Credentials are good for admittance to the arena, press box, media meal room and both locker rooms.

Media credentials are divided into two categories: full-season and single-game. Full-season media passes will be issued to recognized newspapers, magazines, television, radio stations and established websites by completing the request form at [CanesPR.com](http://CanesPR.com). Please follow up via email with Mike Brown ([michaelb@carolinahurricanes.com](mailto:michaelb@carolinahurricanes.com)) after submitting your credential request. A media credential cannot be used to sit in spectator seating areas.

Single-game credentials should be requested via email to Mike Brown at least 24 hours prior to game time.

Photo credentials will be issued on a priority basis to daily publications, wire services, team photographers or national publications on specific assignments only.

## PRE-GAME ACCESS

By request, the Hurricanes may open their locker room to the media two hours prior to all home games for a short window of availability.

## MEDIA PARKING

Full-season media will be issued general media parking passes. The East (black) lot is closest to the media entrance, which is the VIP entrance on the South end of the building, adjacent to the box office. Television crews will be allowed to park just outside the security entrance. However, there will only be space for one truck per station.

## MEDIA ROOM

Media possessing credentials are invited to enjoy a meal before each game in the press room. The room opens two and a half hours before game time. Dining room usage is limited to those presenting valid Hurricanes or NHL Team Management passes. It is prohibited to allow family members, friends or guests into the press room without a valid credential. Our fine press meal costs \$10.

## MEDIA NOTES

A complete set of media notes and additional materials are available for all working media at the morning skate and in the media meal room. Notes and other materials will also be available in the press box before and during the game, and are posted on [CanesPR.com](http://CanesPR.com).

## PRESS BOX

The press box is located at the top floor (5) of PNC Arena and is accessible via the press elevator.

## GAME-NIGHT STAFF

The Hurricanes game-night staff members are available to meet your needs, so please feel free to ask them for help on event nights. Staff members are posted at the press gate (VIP Entrance) and the media meal room prior to game time and in the press box after faceoff.

## IN-GAME NOTES

In-Game Notes are delivered to all radio and television broadcasters, as well as all media located in the press box, throughout the game.

## POST-GAME ACCESS

Both locker rooms will be opened five minutes after the teams leave the ice. Hurricanes Head Coach Rod Brind'Amour will hold a post-game news conference following each game in the Media Room. Written quotes from both Rod Brind'Amour and the visiting coach, in addition to game statistics, will be provided to the media. The officials' locker room is off-limits to the media. Should a comment or interpretation from the game's referee or NHL supervisor be needed, a pool reporter may be assigned.

## AREAS OFF-LIMITS

Media are prohibited from entering the medical room and shower area within the Hurricanes' and visiting locker rooms.

## PRACTICES

Hurricanes' home practices are open to the public and all media. You should, however, verify times and location. Hurricanes' practices that are not at PNC Arena will be held at Raleigh Center Ice in Raleigh, NC. Updates to the practice schedule are posted on [CanesPR.com](http://CanesPR.com).

## Directions to PNC Arena

### FROM THE AIRPORT (RDU):

I-40 East to Wade Avenue exit... Take Edwards Mill Rd./Arena Exit and bear right... PNC Arena is on the left.

## Directions to Practice Facility

### FROM THE AIRPORT:

I-40 East take Wade Avenue exit... Get onto I-440 Inner Beltline... Take Wake Forest Road exit (#10)... Take right onto Wake Forest Road... Make third left onto Hodges Street... Raleigh Center Ice is directly on the right.

## PRINT AND WEB

### ASHEBORO COURIER-TRIBUNE

P.O. Box 340  
Asheboro, NC 27204  
336/626-6133; **Fax:** 336/626-7074  
**Sports Editor:** Dennis Garcia  
dgarcia@courier-tribune.com

### THE ATHLETIC

theathletic.com  
**Writer:** Sara Civian  
sara.civian@gmail.com

### BURLINGTON TIMES-NEWS

707 South Main St.  
Burlington, NC 27215  
336/506-3050; **Fax:** 336/229-2463  
**Sports Editor:** Bob Sutton  
bsutton@thetimesnews.com

### CANES COUNTRY

canescountry.com  
**Writer:** Brian Leblanc  
bdleblanc@gmail.com

### HERALD-SUN OF DURHAM

1530 N. Gregson St. Suite 2A  
Durham, NC 27701  
919/419-6500; **Fax:** 919/419-6889

### INDEPENDENT WEEKLY

indyweek.com  
320 E. Chapel Hill St. Suite 200  
Durham, NC 27701  
919/286-1972

### NEWS & OBSERVER

421 Fayetteville St. Suite 104  
Raleigh, NC 27602  
919/829-4500  
**Writers:** Chip Alexander  
calexander@newsobserver.com  
Luke DeCock  
ldecok@newsobserver.com  
**Multimedia Editor:** Scott Sharpe  
ssharp@newsobserver.com

### NORTH STATE JOURNAL

nsjonline.com  
819 W. Hargett St.  
Raleigh, North Carolina 27603  
info@nsjonline.com  
866/458-7184  
**Sports Editor:** Cory Lavalette  
cory.lavalette@nsjonline.com

### TRIANGLE BUSINESS JOURNAL

bizjournals.com/triangle  
3515 Glenwood Ave. Suite 220  
Raleigh, NC 27612  
919/878-0010  
**Managing Editor:** Dane Huffman  
danehuffman@bizjournals.com

### TRIANGLE SPORTS NETWORK

trianglesportsnet.com  
**Writer:** Peter Koutroumpis  
pkpsportconsultant@gmail.com

### WILSON TIMES

P.O. Box 2447  
Wilson, NC 27894  
252/265-7807  
**Sports Editor:** Paul Durham  
paul@wilsontimes.com

### WRALSPORTSFAN.COM

P.O. Box 12000  
Raleigh, NC 27605  
919/821-8793

## ALL SPORTS RADIO

(\*Rightsholder)

### \*99.9 THE FAN

WCMC (99.9 FM)  
**Program Director:** Dennis Glasgow  
**Hurricanes Insider:** Adam Gold  
**Hurricanes Host:** Alec Campbell  
**Hosts:** Joe Ovies, Adam Gold  
3100 Highwoods Blvd. Suite 140  
Raleigh, NC 27604  
919/860-6299  
acampbell@999thefan.com

### 620 THE BUZZ

WDNC (620 AM | 99.3 FM)  
3100 Highwoods Blvd. Suite 140  
Raleigh, NC 27604  
919/860-6299

### PIRATE RADIO

WGHB (1250 AM)  
WDLX (930 AM)  
P.O. Box 3333  
Greenville, NC 27836  
252/317-1250

### 252RADIO

WWNB (103.9 FM | 1490 AM)  
WAVQ (1400 AM)  
WNOS (105.9 FM | 1450 AM)  
WECU (1570 AM)  
1202 Pollock St.  
New Bern, NC 28560  
252/633-1490

### TRIAD SPORTS NETWORK

WSML (1200 AM)  
WMFR (1230 AM)  
WCOG (1320 AM)  
210 N. Main St. Suite 330  
Kernersville, NC 27284  
336/777-3900

## OTHER LOCAL RADIO

### CAPITOL BROADCASTING CO.

WRAL (101.5 FM)  
3100 Highwoods Blvd. Suite 140  
Raleigh, NC 27604  
919/890-6000

### CURTIS MEDIA GROUP

WWMY (102.9 FM)  
WBBB (96.1 FM)  
WDTF (570 AM)  
WKXU (101.1 FM)  
WKIX (102.3 FM)  
WPTF (680 AM)  
3012 Highwoods Blvd. Suite 200  
Raleigh, NC 27604  
919/790-9392

### IHEARTMEDIA, INC.

WDCG (105.1 FM)  
WDCG HD2 (95.3 FM)  
WRDU (100.7 FM)  
WNCB (93.9 FM)  
WTKK (106.1 FM)  
3100 Smoketree Court, #505  
Raleigh, NC 27604  
919/876-1061  
919/876-8578

# LOCAL MEDIA

## TELEVISION

**WLFL (Channel 22 – CW)**  
3012 Highwoods Blvd., Suite 101  
Raleigh, NC 27604  
919/790-9535; **Fax:** 919/878-3877

**WNCN (Channel 17 – CBS)**  
1205 Front St.  
Raleigh, NC 27610  
919/836-1717; **Fax:** 919/836-1687  
**Sportscasters:** Todd Gibson, Alyssa Rae

**WRAL (Channel 5 – NBC)**  
P.O. Box 12000  
Raleigh, NC 27605  
919/821-8600; **Fax:** 919/821-8541  
**Sportscasters:** Jared Fialko, Mary Dunleavy,  
Mandy Mitchell

**WRZA (Channel 50 – FOX)**  
P.O. Box 12000  
Raleigh, NC 27605  
919/515-5050; **Fax:** 919/821-8541

**WTVD (Channel 11 – ABC)**  
319 Fayetteville St., Suite 107  
Raleigh, NC 27601  
800/672-9883  
**Sportscasters:** Mark Armstrong, Joe Mazur,  
Bridget Condon  
**Photographer:** Charlie Mickens

**Spectrum News**  
2505 Atlantic Ave., Suite 102  
Raleigh, NC 277604  
919/882-4040  
**Sportscasters:** Mike Solarte, J.B. Ricks, Jason  
Brown, Eddie Hughes, Mike Toper

## WIRE SERVICES

**Associated Press**  
4800 Six Forks Rd. #210  
Raleigh, NC 27609  
919/510-8937; **Fax:** 919/834-1078  
**Sports Editor:** Joedy McCreary  
**Reporter:** Aaron Beard  
**Mobile:** 919/341-4024

## PHOTOGRAPHER

**Gregg Forwerck**  
**Home:** 704/882-3113  
**Mobile:** 704/668-1045

## RALEIGH AREA INFORMATION (Area Code 919)

### TAXI SERVICES

Cardinal Cab, Inc.	828-3228
Checkers Taxi	779-2645
Omni Taxi and Transfer	821-0066
Taxi Taxi	333-3333
Universal Cab.	832-3633
USA Taxi	877-0515

### AREA HOTELS

Comfort Suites, Arena	854-0502
Embassy Suites, Airport	572-2200
Embassy Suites, Crabtree Valley	881-0833
Hilton Garden Inn, Crabtree Valley	703-2525
Marriott, Raleigh City Center	833-1120
Marriott, RTP	941-6200
Raleigh Marriott, Crabtree Valley	781-7000
Renaissance, North Hills	571-8773
The Umstead	888-678-1711
Washington Duke Inn & Golf Club	419-0627
JB Duke Hotel	660-6400

### PUBLIC GOLF COURSES

Eagle Ridge	661-6300
Lochmere	851-0611
Lonnie Poole (N.C. State)	833-3338
Neuse Golf Club	550-0550
Pine Hollow	553-4554
River Ridge	661-8374
UNC Finley Golf Course	962-2349

### RESTAURANTS

42nd St. Oyster Bar	831-2811
Angus Barn	781-2444
Backyard Bistro	851-6203
Bella Monica	881-9778
Bonefish Grill	677-1347
Brio Tuscan Grill	881-2048
Buffalo Brothers	782-4949
Caffé Luna	832-6990
Charlie Goodnight's Restaurant & Comedy Club	828-5233
Cheesecake Factory	781-0050
Cowfish Sushi Burger Bar	784-0400
Dos Taquitos	787-3373
Edwards Mill Bar & Grill	783-5447
Five Star Restaurant	833-3311
Fox and Hound	781-4495
Gravy	896-8513
Hérons at The Umstead	447-4200
Hibernian Pub	833-2258
Irregardless Café	833-8898
Lynnwood Grill	785-0043
McCormick & Schmick's	881-7848
Ole Time Barbecue	859-2544
PF Chang's	787-7754
The Pit	890-4500
Raleigh Times	833-0999
Rey's Restaurant	380-0122
Rudino's Sports Corner	786-4235
Ruth's Chris Steak House (Cary)	677-0033
Ruth's Chris Steak House (Raleigh)	791-1103
Solas	755-0755
Spirits Pub & Grub	462-7001
Sullivan's Steak House	833-2888
Sushi Blues	664-8061
Vivace	787-7747
Woody's Sports Tavern & Grille	833-3000



## NATIONAL HOCKEY LEAGUE

### EXECUTIVE OFFICES

#### New York

1185 Avenue of the Americas, 15th Floor  
New York, NY 10036  
212/789-2000  
**Fax:** 212/789-2020

#### Toronto

50 Bay Street, 11th Floor  
Toronto, Ontario, M5J 2X8  
416/359-7900  
**Fax:** 416/981-2779

#### Montreal

1800 McGill College Avenue, Ste 2600  
Montreal, Quebec, H3A 3J6  
514/841-9220

### NHL COMMUNICATIONS STAFF

#### COMMUNICATIONS

GARY MEAGHER, Executive Vice President  
O: 416-359-7960, C: 416-729-4700, gmeagher@nhl.com

JOHN DELLAPINA, Senior Vice President  
O: 212-789-2115, C: 917-363-7988, jdellapina@nhl.com  
\* Department of Player Safety requests

JON WEINSTEIN, Senior Vice President  
O: 212-324-8162, C: 646-300-0334, joweinstein@nhl.com  
\* Commissioner's Office requests

JENNIFER NEZIOL, Vice President, Corporate Communications  
O: 212-789-2042, C: 646-908-0679, jneziol@nhl.com  
\* Corporate communications inquiries/requests

GREG INGLIS, Senior Director  
O: 212-789-2065, C: 347-853-2461, ginglis@nhl.com  
\* Editorial content/research

NIRVA MILORD, Senior Director, Corporate Communications  
O: 212-789-2123, C: 917-715-6187, nmilord@nhl.com  
\* Corporate communications and entertainment publicity

BRAD KLEIN, Director  
O: 212-324-8140, C: 347-380-2993, bklein@nhl.com  
\* Corporate communications

JENNIFER MOAD, Director  
O: 416-359-7961, C: 416-527-2852, jmoad@nhl.com  
\* Hockey Operations and Officiating requests

JULIE YOUNG, Director  
O: 416-359-7964, C: 416-605-3550, jyoung@nhl.com  
\* esports inquiries

JOSH BERNSTEIN, Senior Manager  
O: 212-789-2609, C: 516-528-8365, jbrpr@nhl.com  
\* Editorial content/research, Media.NHL.com, Sport-Scan

JASMINE GHAFOR, Senior Manager  
O: 416-359-7968, C: 647-808-4876, jghafour@nhl.com

#### STATISTICS & INFORMATION

O: 416-359-7978

@PR\_NHL on Twitter / Instagram, #NHLStats

BENNY ERCOLANI, Vice President  
O: 416-359-7963, C: 416-729-5666, bercolani@nhl.com

RUSS LEVINE, Vice President  
O: 212-789-2783, C: 347-853-4159, rlevine@nhl.com

TREVOR BJERGSO, Senior Manager  
O: 416-359-7965, C: 416-540-5306, tbjergso@nhl.com  
\* Situation Room & Central Scouting requests

BRENDON CROSSMAN, Manager  
O: 416-359-7903, C: 416-702-4645, bcrossman@nhl.com

STUART McCOMISH, Manager  
O: 416-359-7966, smccomish@nhl.com

MITCH DONAIS, Graphic Designer  
O: 416-729-3341, mdonais@nhl.com

SCOTT RODGERS, Manager  
srodgers@nhl.com

NICK CARAFA, Manager  
ncarafa@nhl.com

#### EVENT COMMUNICATIONS & PLAYER DEVELOPMENT

nhleventcommunications@nhl.com

JAMEY HORAN, Senior Vice President  
O: 212-789-2785, C: 646-652-9981, jhoran@nhl.com  
\* Deputy Commissioner requests and event/player development inquiries

CHRIS WOJCICK, Director  
O: 212-789-2097, C: 646-285-7711, cwojcik@nhl.com  
\* Event inquiries

DAVID KEON, Senior Manager  
O: 416-359-7962, C: 416-729-5665, dkeon@nhl.com  
\* International credentials

CASEY BLOSSOM, Manager  
O: 212-324-8112, C: 646-634-1311, cblossom@nhl.com

JEFF DAY, Manager  
O: 212-789-2108, C: 914-552-1660, jday@nhl.com

MEGAN COOPER, Coordinator  
O: 212-324-8161, mecooper@nhl.com  
\* Event credentials

SAM GILBERT, Coordinator  
O: 416-359-7908, C: 514-594-8441, sgilbert@nhl.com

GINA MORRA, Coordinator  
O: 212-789-2690, gmorra@nhl.com

EMILY CAMPBELL, Assistant  
O: 212-789-2113, ecampbell@nhl.com

#### NHL SOCIAL

social@nhl.com

SEAN DENNISON, Director, Social Media  
O: 212-789-2096, sdennison@nhl.com  
\* Departmental oversight

DAVID KLATT, Senior Manager, Social Media Programs  
O: 212-789-2660, dklatt@nhl.com  
\* Events, programs, initiatives, social player development

CHRIS ACKROYD, Senior Manager, Social Media Content  
O: 437-777-9296, cackroyd@nhl.com  
\* In-game social media and social sponsorship integration

KEVIN BAUMER, Manager, Social Content & Community Management  
O: 212-789-2080, kbaumer@nhl.com  
\* Day-to-day social editorial, content and community management

ANDREW BOEHMER, Coordinator, In-Game Social Media  
aboehmer@nhl.com  
\* In-game social media and weekend content management

DYLAN COOPER, Coordinator, In-Game Social Media  
dcooper@nhl.com  
\* In-game social media and weekend content management

REBECCA FRIEDMAN, Manager, Social Media  
O: 212-324-6180, rfriedman@nhl.com  
\* LSC program, team coordination and on-site coverage

PETER BOTTINI, Manager, Social Media Marketing  
O: 212-789-2743, pbottini@nhl.com  
\* Social media marketing: league campaigns, tune-in, rightsholders

MALORIE BUCCIGROSS, Coordinator, International Social Media  
O: 212-789-2683, mbuccigross@nhl.com  
\* International social media (European markets)



## ENTRY LEVEL PLAYERS

1. Players 18 through 21 years of age when signing their first contract must remain in the entry level system for a period of three years; players age 22 and 23 when signing their first contract are in the entry level system for two years; while those age 24 when signing their first contract are in the entry level system for one year. Players age 25 and older will not be subject to the entry level system and have no limits on their compensation. Age is defined as the player's age on September 15 of the calendar year in which he signs the contract, regardless of his actual age on the date he signs such contract.
2. In the event that a signed 18- or 19-year-old player does not play a minimum of 10 NHL games (regular season and/or playoffs) in his first season under contract, the term of his player contract and his number of years in the entry level system will be extended for a period of one year. The exception to this is a 19-year-old player who turns 20 years of age between September 16 and December 31 in his first contract year.
3. In the event that a player signs his first contract at age 18 and has had his Player Contract extended for one season already, and such player does not play at least 10 NHL games (regular season and/or playoffs) in the second season under that player's Player Contract, then the term of his Player Contract and his number of years in the Entry Level System shall be extended for one additional year.

## INJURED RESERVE LIST

A Club may place a Player on the Injured Reserve List only if such Player is reasonably expected to be injured, ill or disabled and unable to perform his duties as a hockey Player for a minimum of seven (7) days from the onset of such injury, illness or disability.

- Players on the Injured Reserve List may attend team meetings, travel with the Club (at the Club's option) and participate in practice sessions with other Players on the Club's Active Roster.
- Players on Injured Reserve are prohibited from appearing in NHL Games, participating in pre-game warm-ups with their Clubs, or dressing in game uniforms on NHL Game days.
- Players on Injured Reserve and Injured Non-Roster shall have access to the Club's primary training and medical facilities during regular business hours provided, however, the Club may restrict such Players' access during periods when Players on the Club's Active Roster are expected to be present at such primary training and medical facilities (e.g., pre-game skates, practices, games, medical and physical treatments for other Players) and within a reasonable period of time before and after such time periods.
- A Player who finishes an NHL Season on the Injured Reserve List and continues to be disabled and unable to perform his duties as a hockey Player by reason of the same injury at the time he reports to the Club's Training Camp in the next League Year, will again be eligible to be placed on the Club's Injured Reserve List. For any other Player who fails the Club's initial physical examination in any League Year, or is injured, ill or disabled while not on the Club's Active Roster, he shall not be eligible for, and may not be placed on, Injured Reserve, but instead shall be eligible to be, and may be designated as, Injured Non-Roster.
- Once a Player is placed on the Injured Reserve List, the Club may replace said Player on its NHL Active Roster with another Player, and during such period of his designation as an Injured Reserve Player he will not count against the Club's Active Roster limit, provided, however, that the Injured Reserve Player's Player Salary and Bonuses and his replacement's Player Salary and Bonuses are each included in calculating a Club's Actual Club Salary and Averaged Club Salary, and the Players' Share of the Team Payroll Range System.

## REGULAR SEASON WAIVERS

For purposes of Regular Waivers, the five (5) year exemption for an 18 year old skater and the four (4) year exemption for a 19-year-old skater shall both be reduced to three (3) years commencing the first season that the 18- or 19-year-old skater plays in eleven (11) NHL Games or more. The next two (2) seasons, regardless of whether the skater plays any NHL Games in either season, shall count as the second and third years toward satisfying the exemption.

For purposes of Regular Waivers, the six (6) year exemption for an 18 year old goalie and the five (5) year exemption for a 19 year old goalie shall both be reduced to four (4) years commencing the first season that the 18 or 19 year old goalie plays in eleven (11) NHL Games or more. The next three (3) seasons, regardless of whether the goalie plays any NHL games in any of those three (3) seasons, shall count as the next three (3) years toward satisfying the exemption.

The first season in which a Player who is age 20 or older plays in one (1) or more Professional Games shall constitute the first year for calculating the number of years he is exempt from Regular Waivers.

A Player 25 years old or older who plays in one (1) or more Professional Games in any season shall be exempt from Regular Waivers for the remainder of that season.

For Players age 20 or older, Professional Games include NHL Games, all minor league regular season and playoff games and any other professional games, including but not limited to, play in European leagues when Player is on Loan to such club, and while Player is party to an SPC.

## TIE-BREAKING PROCEDURES

If two or more clubs are tied in points during the regular season, the standing of the clubs is determined in the following order:

1. The fewer number of games played (i.e., superior points percentage).
2. The greater number of games won, excluding games won in a Shootout. This figure is reflected in the ROW column in the League standings.
3. The greater number of points earned in games between the tied clubs. If two clubs are tied, and have not played an equal number of home games against each other, points earned in the first game played in the city that had the extra game shall not be included. If more than two clubs are tied, the higher percentage of available points earned in games among those clubs, and not including any "odd" games, shall be used to determine the standing.
4. The greater differential between goals for and against for the entire regular season. (A victory in a Shootout counts as one goal for, while a shootout loss counts as one goal against).

## 23-MAN ROSTER

There shall be a maximum of twenty-three (23) Players on each Club's Active Roster at any one time, provided, however, that, on the date of each season's Trade Deadline, a Club's Active Roster may be increased to any number of Players the Club, in its discretion, so determines, subject to the Team Payroll Range System.

## NHL KEY DATES

### SEPTEMBER

5	Rookie camps open
12	Training camps open
15	Preseason schedule begins
15-Oct. 15	NHL Celebrates National Hispanic Heritage
17	NHL Board of Governors Meeting (New York, NY)
18	2019 Kraft Hockeyville™ Canada: Montreal Canadiens vs. Florida Panthers (K.C. Irving Regional Centre, Bathurst, N.B.) - Winning community: Renous, N.B.
26	2019 Kraft Hockeyville™ USA: Detroit Red Wings vs. St. Louis Blues (Calumet Colosseum, Calumet, Mich.)
29	NHL Global Series Challenge™: Chicago Blackhawks vs. Eisbären Berlin (Mercedes-Benz Arena, Berlin, Germany)
30	NHL Global Series Challenge™: Philadelphia Flyers vs. Lausanne HC (Vaudoise Arena, Lausanne, Switzerland)

### OCTOBER

1	Opening day playing rosters set (5 p.m. ET)
2	Opening night of 2019-20 NHL regular season (4 games)
2	St. Louis Blues raise Stanley Cup banner (vs. Washington Capitals)
4	2019 NHL Global Series™: Chicago Blackhawks vs. Philadelphia Flyers (O2 Arena, Prague, Czech Republic)
5	Buffalo Sabres Home Opener for 50th Anniversary Season at KeyBank Center (vs. New Jersey Devils)
9	Vancouver Canucks Home Opener for 50th Anniversary Season at Rogers Arena (vs. Los Angeles Kings)
21	NHL Alumni Awards Gala – Honorees: TBA (Scotiabank Centre, Toronto, Ont.)
26	2019 Tim Hortons NHL Heritage Classic™: Calgary Flames at Winnipeg Jets (Mosaic Stadium, Regina, SK)

### NOVEMBER

1-30	Hockey Fights Cancer Awareness Month
8 & 9	2019 NHL Global Series™: Buffalo Sabres vs. Tampa Bay Lightning (Ericsson Globe, Stockholm, Sweden)
15	Hockey Hall of Fame Game: Boston Bruins at Toronto Maple Leafs
18	Hockey Hall of Fame Induction Ceremony (Toronto, Ont.): Inductees: Guy Carbonneau, Vaclav Nedomansky, Hayley Wickenheiser and Sergei Zubov (Player category); Jim Rutherford, Jerry York (Builder category); Frank Brown, Jim Hughson (Media honorees).
19	NHL General Managers' Meeting (NHL Toronto Office, Toronto, Ont.)
26	NHL Founders Day (1917)
29	2019 NHL Thanksgiving Showdown™: New York Rangers at Boston Bruins

### DECEMBER

1	Signing deadline for Group 2 free agents (5 p.m. ET)
9-10	NHL Board of Governors Meeting (Pebble Beach, Calif.)
12	U.S. Hockey Hall of Fame Induction (Inductees: Gary Bettman, Brian Gionta, Neal Henderson, Tim Thomas & Krissy Wendell) and Celebration of Lester Patrick (Recipient: TBA) (Location: Washington, D.C.)
19	102nd Anniversary of League's first games played
19-27	Holiday roster freeze in effect: For all players on an NHL active roster, injured reserve, or with non-roster and injured non-roster status as of midnight (local time) Dec. 19, a roster freeze shall apply through midnight (local time) Dec. 27, with respect to waivers, trades and loans, subject to the exceptions provided for in CBA Article 16.5 (d).
24-26	Holiday break (no scheduled practices – dressing rooms closed)
26-Jan. 5	IIHF World Junior Championship (Ostrava/Trinec, Czech Republic)

### JANUARY

1	2020 Bridgestone NHL Winter Classic®: Nashville Predators at Dallas Stars (The Cotton Bowl, Dallas, Tex.)
Week of 13th	NHL Central Scouting Mid-Season Rankings release
16	CHL/NHL Top Prospects Game (FirstOntario Centre, Hamilton, Ont.)
20	USA Hockey's annual All-American Prospects Game (USA Hockey Arena, Plymouth, Mich.)
23-26	NHL All-Star Break (no games played)
23-25	No scheduled practices – dressing rooms closed
24	2020 NHL All-Star Skills Competition™ (Enterprise Center, St. Louis, Mo.)
25	2020 Honda NHL All-Star Game (Enterprise Center, St. Louis, Mo.)
26-27	2020 AHL All-Star Classic (Citizens Business Bank Arena, Ontario, Calif.)
27	NHL regular season resumes

### FEBRUARY

1-29	NHL Celebrates Black History Month
8	Hockey Day in Canada (all 7 Canadian NHL Clubs in action)
8	20th Annual Scotiabank Hockey Day in Canada (Host: Yellowknife, NT)
15	2020 NHL Stadium Series™: Los Angeles Kings at Colorado Avalanche (U.S. Air Force Academy's Falcon Stadium, Colorado Springs, Colo.)
16	Hockey Day in America
16-23	Hockey Week Across America (USA Hockey)
24	2020 NHL Trade Deadline (3 p.m. ET)

### MARCH

1-31	NHL Celebrates Gender Equality Month
2-4	NHL General Managers' Meeting (Boca Raton, Fla.)
27-29	NCAA Men's Ice Hockey Regionals

### APRIL

1-30	NHL Celebrates Earth Month
4	Last day of 2019-20 regular season (15 games)
Week of 6th	NHL Central Scouting Final Rankings release
8	Stanley Cup Playoffs begin
9-11	NCAA Frozen Four (Little Caesars Arena, Detroit, Mich.)
16-26	IIHF Under-18 World Championship (Ann Arbor/Plymouth, Mich.)
TBD	2020 NHL Draft Lottery

### MAY

8-24	IIHF World Championship (Zurich/Lausanne, Switzerland)
22-31	2020 CHL Memorial Cup (Prospera Place, Kelowna, B.C.)

### JUNE

1-30	NHL Celebrates Pride Month
1-6	2020 NHL Scouting Combine (Buffalo, N.Y.)
13	Last possible day for 2020 Stanley Cup Final
17	2020 NHL Awards™ (Las Vegas, Nev.)
26-27	2020 NHL Draft™ (Bell Centre, Montreal, Que.)

### JULY

1	Free agency begins (12 p.m. ET)
5	Deadline for player-elected salary arbitration notification (5 p.m. ET)
6	Deadline for club-elected salary arbitration notification (5 p.m. ET)
20-Aug. 4	Salary arbitration hearings held

### AUGUST

6	Deadline for salary arbitration decisions to be rendered
---	--

# MEDICAL GLOSSARY

**Abduction:** Movement of a joint away from the center of the body.

**AC Joint (Acromioclavicular joint):** Joint of the shoulder where acromion process of the shoulder blade and the distal end of the collarbone meet; most shoulder separations occur at this point.

**Adduction:** Movement of a joint toward the center of the body.

**Adhesion:** Abnormal adherence of collagen fibers to surrounding structures during immobilization following trauma or as a complication of surgery which restricts normal elasticity of the structures involved; or scar tissue which forms after trauma or surgery which can restrict normal motion.

**Aerobic:** Exercise in which energy needed is supplied by oxygen inspired and is required for sustained periods of vigorous exercise with a continually high pulse rate.

**Anabolic Steroids:** Steroids that promote tissue growth by creating protein in an attempt to enhance muscle growth. The main anabolic steroid is testosterone (male sex hormone).

**Anaerobic:** Exercise without the use of oxygen as an energy source; short bursts of vigorous exercise.

**Anterior Cruciate Ligament (ACL):** A primary stabilizing ligament within the center of the knee joint that prevents hyperextension and excessive rotation of the joint. A complete tear of the ACL necessitating reconstruction could require up to 12 months of rehabilitation.

**Anti Inflammatory:** Any agent which prevents inflammation, such as aspirin or ibuprofen.

**Arteriogram:** A film demonstrating arteries after injection of a dye.

**Arthrogram:** X ray technique for joints using air and/or dye injected into the affected area; useful in diagnosing meniscus tears of the knee and rotator cuff tears of the shoulder.

**Arthroscope:** An instrument used to visualize the interior of a joint cavity.

**Arthroscopy:** A surgical examination of the internal structures of a joint by means of observation through an arthroscope. An arthroscopic procedure can be used to remove or repair damaged tissue or as a diagnostic procedure in order to inspect the extent of any damage or confirm a diagnosis.

**Atrophy:** To shrivel or shrink from disuse; as in muscular atrophy.

**Baker's Cyst:** Localized swelling of a bursa sac in the back of the knee as a result of fluid that has escaped from the knee capsule. A Baker's cyst indicates that there is a trauma inside the knee joint that leads to excessive fluid production.

**Bone Scan:** An imaging procedure in which a radioactive labeled substance is injected into the body to determine the status of a bone injury. If the radioactive substance is taken up by the bone at the injury site, the injury will show as a 'hot spot' on the scan image. The bone scan is particularly useful in the diagnosis of stress fractures.

**Bursa:** A fluid filled sac located in areas where friction is likely to occur. The bursa sac minimizes the friction, for example, between a tendon and bone.

**Cartilage:** Smooth, slippery substance preventing two ends of bones from rubbing together and grating. Most joints use this to cover bones next to each other. A meniscus is made of cartilage.

**CAT Scan (Computerized Tomography):** Use of a computer to produce a cross-sectional view of the anatomical part being investigated from x ray data.

**Chondromalacia:** Roughening of the articular cartilage. Best known for the roughening of the underside of the kneecap, which can occur in any kneecap injury.

**Clavicle:** Collarbone; the bone connecting the breastbone with the shoulder blade.

**Closed Reduction:** Re-alignment of a fracture or dislocation without surgery.

**Coccyx:** The 'tailbone,' a group of four vertebrae that are fused together to form a small triangular bone, located at the terminal end of the spine.

**Concussion:** Jarring injury of the brain resulting in dysfunction. It can be graded as mild, moderate or severe, depending on loss of consciousness, amnesia and loss of equilibrium.

**Contusion:** An injury to a muscle and tissues caused by a blow from a blunt object.

**Corticosteroids:** Used to suppress joint inflammation and inflammation in a bursa or near tendons.

**Cryotherapy:** A treatment with the use of cold.

**Cyst:** Abnormal sac containing liquid or semi solid matter.

**Degenerative Joint Disease:** Changes in the joint surfaces as a result of repetitive trauma and 'wear and tear'.

**Deltoid Ligament:** Ligament that connects the tibia to bones of the medial aspect of the foot and is primarily responsible for stability of the ankle on the medial side. Is sprained less frequently than other ankle ligaments.

**Deltoid Muscle:** Muscles at the top of the arm, just below the shoulder, responsible for shoulder motions in the front, side and back.

**Disc, Intervertebral:** A flat, rounded plate between each vertebrae of the spine. The disc consists of a thick fiber ring which surrounds a soft gel like interior. It functions as a cushion and shock absorber for the spinal column.

**Dislocation:** Complete displacement of joint surfaces.

**Electromyogram (EMG):** Test to determine nerve function.

**Epicondylitis:** Inflammation of tendons at the elbow due to overuse. Common in tennis players (outer part of elbow) and golfers (inner part of elbow).

**Etiology:** Study of the cause of injury and disease.

**Extension:** Action of straightening of a joint as achieved by an extensor muscle.

**Fascia:** A connective tissue sheath consisting of fibrous tissue and fat which unites the skin to the underlying tissue.

**Fat Percentage:** The amount of body weight that is adipose, fat tissue. Fat percentage can be calculated by underwater weighing, measuring select skinfold thickness or by analyzing electrical impedance.

**Femur:** Thighbone; longest bone in the body.

**Fibula:** Smaller of the two bones in the lower leg; runs from the knee to the ankle along the outside of the lower leg.

**Flexibility:** The ability of muscle to relax and yield to stretch forces.

**Fracture:** Breach in continuity of a bone. Types of fractures include simple, compound, comminuted, greenstick, incomplete, impacted, longitudinal, oblique, open, stress or transverse.

**Glenohumeral:** The shoulder girdle; consists of the glenoid capsule, head of the humerus and labrum.

**Glenoid:** Cavity of the scapula into which the head of the humerus fits to form the shoulder girdle.

**Glenoid Labrum:** A rim of fibrocartilaginous tissue attached around the margin of the glenoid fossa.

**Grade One Injury:** A mild injury in which ligament, tendon or other musculoskeletal tissue may have been stretched, but not torn or otherwise disrupted.

**Grade Two Injury:** A moderate injury in which musculoskeletal tissue has been partially, but not totally torn, causing appreciable limitation in function of the injured tissue.

**Grade Three Injury:** A severe injury in which tissue loss has been significant, and in many cases, totally torn or otherwise disrupted, causing a virtual loss of function.

**Groin:** Junction of the thigh and abdomen, location of muscles that rotate, flex and adduct the hip.

**Hammer Toe:** Condition when the first digit of a toe is at a different angle than the remaining digits of the same toe.

**Hamstring:** Category of muscle that runs from the buttocks to the knee along the back of the thigh. It functions to flex the knee and is often times injured as a result of improper conditioning or lack of muscle flexibility.

**Hemarthrosis:** Accumulation of blood within a joint as a result of an acute injury.

**Hematoma:** Mass produced by an accumulation of coagulated blood in a cavity or in soft tissues.

**High Ankle Sprain:** Disruption of thick connective tissue between the tibia and fibula above the ankle joint.

**Hip Pointer:** Contusion to the iliac crest.

**Hydrotherapy:** Treatment using water.

**Hyperextension:** Extreme extension of a limb or body part.

**Ice and Stimulation:** Use of ice to reduce inflammation and muscle stimulation by surface electrodes to maintain muscle strength used in rehabilitation of injury.

**Iliotibial Band:** A thick, wide fascial layer that runs from the iliac crest to the knee joint on the outside of the thigh.

**Inflammation:** The body's natural response to injury in which the injury site might display various degrees of pain, swelling, heat, redness and/or loss of function.

**Isometric Contraction:** Muscular contraction in which tension is developed but no mechanical work is done.

**Labrum (Labrum Glenoidale):** The cartilage of the glenoid cavity in the shoulder. A lip edged or lip like structure.

**Lateral Collateral Ligament (LCL):** Ligament of the knee along the outer aspect that connects the femur to the fibula. It provides lateral stability to the joint.

**Ligament:** Band of fibrous tissue that connects bone to bone or bone to cartilage and supports and strengthens joints.

**Magnetic Resonance Imaging (MRI):** Imaging procedure in which a radio frequency pulse causes certain electrical elements of the injured tissue to react to this pulse and through this process a computer display and permanent film establish a visual image. MRI does not require radiation and is very useful in the diagnosis of soft tissue, disc and meniscus injuries.

**Mandible:** Jaw bone.

**Medial Collateral Ligament (MCL):** Ligament of knee along the inner aspect that connects the femur to the tibia.

**Meniscus:** Crescent-shaped cartilage, usually pertaining to the knee joint; also known as cartilage. There are two menisci in the knee: medial and lateral. These work to absorb weight within the knee and provide stability.

**Metacarpals:** Five long bones of the hand, joining the fingers to the wrist.

**Metatarsals:** Five long bones of the foot, running from the ankle to the toes.

**Myositis:** Inflammation of a muscle.

**Open Reduction:** Re-alignment of a fracture or dislocation with surgery.

**Orthotic:** Any device applied to or around the body of physical impairment of disability. Commonly used to control foot mechanics.

**Osteochondritis Dessicans:** A piece of bone and/or cartilage loosened from its attachment after trauma and a cause of a lesion.

**Osteomyelitis:** An inflammatory disease of bone caused usually by infection with streptococcus or staphylococcus bacteria.

**Patella:** The kneecap. The patella functions to protect the distal end of the femur as well as increase the mechanical advantage and force generating capacities of the quadriceps muscle group.

**Plantar Fasciitis:** Inflammation of the plantar (a thick tissue on the bottom of the foot which helps create the arch) fascia; associated with overuse or acute foot injury.

**Posterior Cruciate Ligament (PCL):** A primary stabilizing ligament of the knee that provides significant stability and prevents displacement of the tibia backward within the knee joint. A complete tear of this ligament necessitating reconstruction could require up to 12 months of rehabilitation.

**Quadricep Muscles:** A group of four muscles of the front thigh that run from the hip and form a common tendon at the patella; they are responsible for knee extension.

**Radius:** Bone in the forearm from elbow to the thumb side of the wrist.

**Reconstruction:** Surgical rebuilding of a joint using natural, artificial or transplanted materials.

**Rotator Cuff:** Comprised of four muscles in the shoulder area that can be irritated by overuse. The muscles are the supraspinatus (most commonly injured), infraspinatus, teres minor and subscapularis.

**Sacroiliac:** Junction of the sacrum, the lower back bone, with the pelvis.

**Sacrum:** Group of five fused vertebrae located just below the lumbar vertebrae of the lower back, which form part of the pelvis.

**Scapula:** Shoulder blade.

**Sciatica:** Irritation of the sciatic nerve resulting in pain or tingling running down the inside of the leg.

**Sciatic Nerve:** Major nerve that carries impulses for muscular action and sensations between the low back and thigh and lower leg; it is the longest nerve in the body.

**Shin Splint:** A catch all syndrome describing pain in the shin that is not a fracture or tumor and cannot be defined otherwise.

**Spleen:** Large, solid organ responsible for the normal production and destruction of blood cells located under the left rib cage.

**Spondylosis:** Abnormal vertebral fixation or immobility, or a general term for arthritis of the spine.

**Sprain:** Injury resulting from the stretching or twisting of the joint and causes various degrees of stretching or tearing of a ligament or other soft tissue at the joint.

**Strain:** Injury resulting from a pulling or torsion to the muscle or tendon that causes various degrees of stretching or tearing to the muscle or tendon tissue.

**Stress Fracture:** A hair line type of break in a bone. Caused by overuse.

**Subluxation:** Partial dislocation of a joint. The term usually implies that the joint can return to a normal position without formal reduction.

**Synovial Fluid:** Lubricating fluid for joints and tendons, produced in synovium, or the inner lining of a joint.

**Synovitis:** Inflammation of the synovial lining of a joint.

**Talus:** The ankle bone that articulates with the tibia and fibula to form the ankle joint.

**Tarsals:** Group of seven bones of the foot consisting of the calcaneus, talus, cuboid and three cuneiform bones.

**Tendinitis:** Inflammation of the tendon and/or tendon sheath, caused by chronic overuse or sudden injury.

**Tendon:** Tissue that connects muscle to bone.

**Tenosynovitis:** Swelling or inflammation of a tendon sheath caused by calcium deposits, repeated strain or trauma.

**Tibia:** Shin bone; larger of the two bones of the lower leg and is the weight bearing bone of the shin.

**Transcutaneous Electrical Nerve Stimulator (TENS):** An electrical modality that sends a mild current through pads at the injury site which stimulates the brain to release the natural analgesic endorphin.

**Transverse Process:** Small lateral projection off the right and left side of each vertebrae that functions as an attachment site for muscles and ligaments of the spine.

**Triceps:** Muscle of the back of the upper arm, primarily responsible for extending the elbow.

**Ulna:** Inner bone of the forearm that runs from the tip of the elbow to the little finger side of the wrist.

**Ulnar Nerve:** Nerve in the elbow commonly irritated from excessive throwing.

**Ultrasound:** An electrical modality that transmits a sound wave through an applicator into the skin to the soft tissue in order to heat the local area for relaxing the injured tissue and/or disperse edema... Also a type of imaging study for certain body areas.

**"Wind Knocked Out":** Syndrome describing a contraction of the abdominal nerve trunk, the solar plexus, as a result of an abdominal contusion.



# HOW TO FIGURE

*\*\*NOTE: No individual skater/goaltender statistics apply for the shootout*

<b>ASSIST:</b>	An assist is awarded to the player or players (maximum of two) who touched the puck prior to the goal, provided no defender plays or possesses the puck in between.
<b>GAME PLAYED:</b>	A player receives credit for playing in a game if: i) he steps on the ice during time played or; ii) serves any penalty.
<b>GAME-WINNING GOAL:</b>	After the final score has been determined, the goal which leaves the winning Club one goal ahead of its opponent is the game-winning goal (example: if Team A beats Team B 8-3, the player scoring the fourth goal for Team A receives credit for the game-winning goal).
<b>GOAL:</b>	A goal is awarded to the last player on the scoring Club to touch the puck prior to the puck entering the net.
<b>GOALS-AGAINST AVERAGE:</b>	Multiply goals allowed (GA) by 60 and divide by minutes played (MINS).
<b>GOALTENDER:</b>	A goaltender receives a "W" for a win in regulation, overtime or shootout; an "L" for a loss in regulation; or an "OT" for a loss in overtime or shootout.
<b>PENALTY-KILLING PCT.:</b>	Subtract total number of power-play goals allowed from total number of shorthanded situations to get total number of power-plays killed. Divide the total number of power-plays killed by the total number of shorthanded situations.
<b>PLUS-MINUS:</b>	A player receives a "plus" if he is on the ice when his Club scores an even-strength or shorthand goal. He receives a "minus" if he is on the ice for an even-strength or shorthand goal scored by the opposing Club. The difference in these numbers is considered the player's plus-minus statistic.
<b>POWER-PLAY GOAL:</b>	A goal scored by a Club while it has a manpower advantage due to an opponent's penalty. Following are some examples of what is and is not considered a power-play goal: <ul style="list-style-type: none"><li>• if a Club has an advantage on a minor penalty starting at 2:02 of the period and it scores at 4:02, the goal is not a power-play goal.</li><li>• if a Club scores on a delayed penalty, the goal is not a power-play goal.</li><li>• if a Club has an advantage due to a five-minute major or match penalty, that Club is always credited with having one more advantage than the number of power-play goals it scores during that advantage, because the penalty does not expire. A new advantage begins after each power-play goal. For example, if Team A scores three goals during a major penalty, it is credited with four advantages.</li><li>• if a Club is on a power-play for any length of time, it is considered to have had an advantage.</li><li>• if a minor penalty is incurred by a Club on a power-play due to a major penalty, a new advantage is given to that Club when its minor penalty expires, provided the opponent's major penalty is still in effect.</li></ul> Total number of power-play goals divided by total number of power-play opportunities.
<b>POWER-PLAY PERCENTAGE:</b>	Subtract goals allowed (GA) from shots against (SA) to determine saves. Then divide saves by shots-against.
<b>SAVE PERCENTAGE:</b>	Divide the number of goals scored by the number of shots taken.
<b>SHOOTING PERCENTAGE:</b>	A goal scored by a Club while it is at a manpower disadvantage. The same cases apply for shorthand as for power-play goals, but in the opposite manner.
<b>SHORTHANDED GOAL:</b>	If a player shoots the puck with the intention of scoring and if that shot would have gone in the net had the goaltender not stopped it, the shot is recorded as a "shot on goal".
<b>SHOT ON GOAL:</b>	If two goaltenders combine for a shutout, neither receives credit for the shutout. Instead it is recorded as a Club shutout.
<b>SHUTOUT:</b>	If a penalty or goal occurs in the last minute, the time is rounded off to the previous second (ex: if a penalty is called with 12.4 seconds left in a period, the time is indicated as 19:47 and not 19:48.)
<b>TENTHS OF A SECOND:</b>	A coach receives a "W" for a win in regulation, overtime or shootout; an "L" for a loss in regulation; or an "OT" for a loss in overtime or shootout.
<b>COACHES RECORD:</b>	



# 2019-20 SCHEDULE

## SEPTEMBER P PRESEASON

SUN	MON	TUE	WED	THU	FRI	SAT
15	16	TB 7:00 P 17	TB 7:00 P 18	19	20	WSH 7:00 P 21
22	23	24	NSH 8:00 P 25	26	NSH 7:30 P 27	28
WSH 1:30 P 29	30					

## OCTOBER ☆ OPENING NIGHT

SUN	MON	TUE	WED	THU	FRI	SAT
		1	2	MTL 7:00 ☆ 3	4	WSH 7:00 5
TB 5:00 6	7	FLA 7:00 8	9	10	NYI 7:30 11	CBJ 7:00 12
13	14	LA 10:30 15	SJ 10:30 16	17	ANA 10:00 18	19
20	21	22	23	CBJ 7:00 24	25	CHI 1:00 26
27	28	CGY 7:00 29	30	31		

## NOVEMBER

SUN	MON	TUE	WED	THU	FRI	SAT
					DET 7:30 1	NJ 7:00 2
3	4	PHI 7:00 5	6	NYR 7:00 7	8	OTT 7:00 9
10	OTT 7:00 11	12	13	BUF 7:00 14	15	MIN 2:00 16
17	18	CHI 8:30 19	20	PHI 7:00 21	22	FLA 7:00 23
DET 7:00 24	25	26	NYR 7:00 27	28	NSH 7:30 29	TB 7:00 30

## DECEMBER

SUN	MON	TUE	WED	THU	FRI	SAT
1	2	BOS 7:00 3	4	SJ 7:00 5	6	MIN 7:00 7
8	9	EDM 9:00 10	11	VAN 10:00 12	13	CGY 4:00 14
15	16	WPG 8:00 17	18	COL 9:00 19	20	FLA 7:00 21
22	TOR 2:00 23	24	25	26	NYR 7:00 27	WSH 7:00 28
29	30	MTL 7:00 31				

## JANUARY

SUN	MON	TUE	WED	THU	FRI	SAT
			1	2	WSH 7:30 3	4
TB 5:00 5	6	PHI 7:00 7	8	9	ARI 7:30 10	LA 7:00 11
12	WSH 7:00 13	14	15	CBJ 7:00 16	ANA 7:30 17	18
NYI 5:00 19	20	WPG 7:00 21	22	23	24	25
26	27	28	29	30	VGK 7:30 31	

Jan. 24-26: NHL All-Star Weekend

## FEBRUARY

SUN	MON	TUE	WED	THU	FRI	SAT
						1
VAN 2:00 2	3	STL 8:00 4	5	ARI 9:00 6	7	VGK 10:00 8
9	10	DAL 8:30 11	12	13	NJ 7:30 14	15
EDM 4:00 16	17	NSH 8:00 18	19	20	NYR 7:30 21	TOR 7:00 22
23	24	DAL 7:00 25	26	27	COL 7:30 28	MTL 7:00 29

## MARCH

SUN	MON	TUE	WED	THU	FRI	SAT
1	2	3	4	PHI 7:00 5	6	NYI 1:00 7
PIT 1:30 8	9	DET 7:30 10	11	NJ 7:00 12	13	PIT 7:00 14
BUF 5:00 15	16	BUF 7:00 17	18	STL 7:00 19	20	OTT 7:00 21
NYI 5:00 22	23	PIT 7:00 24	25	TOR 7:00 26	27	PIT 1:00 28
NJ 3:00 29	30	BOS 7:00 31				

## APRIL

SUN	MON	TUE	WED	THU	FRI	SAT
				1	2	CBJ 7:30 3
						BOS 7:00 4

HOME AWAY

TICKETS: 866-NHL-CANes or HURRICANES.COM/TICKETS





***CAROLINA HURRICANES***